


Built for Life

Styles



# NORDIC CRESTLINER



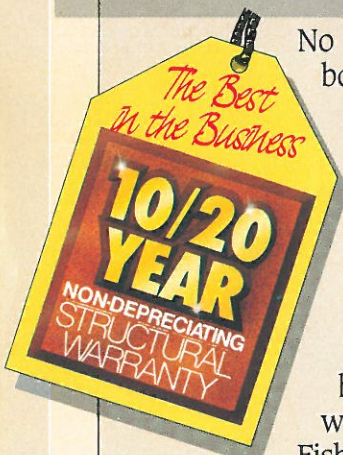
1987

Crestliner is the leader in aluminum boat quality. We build a better boat using welded construction and our warranty proves it. No riveted boat warranty even comes close.



# Q

## uality backed by the best warranty in the business.



No boat company comes close to Crestliner's aluminum boat 10/20 year non-depreciating warranty or its 2 year baked-on enamel paint warranty. And few can compete with its 5 year hand layup fiberglass warranty. All boat companies claim quality. But what kind of quality is backed by a short term or depreciating warranty? Don't be fooled or misled by a depreciating warranty where, after a couple of years, your warranty is worth less and less. At Crestliner our quality isn't just talk. It's in every boat we build. And we back each boat with the best warranty in the business. Runabouts. Cruisers.

Fishing machines. Sportboats. Over 80 models from 12 to 24 feet. Aluminum and fiberglass. Conversion bow options and aluminum deep "V" 100% rivet free hull innovations. Before you buy any boat you owe it to yourself to discover Crestliner's styling, selection, engineering, and industry leading quality.



Oven baked acrylic enamel paint finishes insure beauty and durability. Our paint finishes are backed 2 full years. Some companies don't even warranty their paint finishes.

### 100% RIVET FREE ALUMINUM HULL BOTTOMS

Yes it's true! We've done it again. Our newest innovation for 1987 just might be our best one yet. 100% rivet free hull bottoms are standard on our complete line up of deep "V" aluminum hull boats. 51 models in all. From the very functional V 150 Viking fishing boat to the elegant V 245 Sabre Mid-Berth Day Cruiser.

The sleek design, welded construction and foam-filled hull bottoms give these models the soft, quiet

ride in rough water that only "V" fiberglass hulls have normally offered.

Our 10/20 year aluminum boat warranty combined with our 100% rivet free hull bottoms pushes us still further ahead of the competition. 100% rivet free means no chance for leaky rivets. 100% rivet free also means no points for fishing line to snag and break off. 100% rivet free means the best aluminum boat in America just got better!

Boating versatility. Crestliner has the options. A wide range of optional interiors and hull sizes can be custom packaged to fit your lifestyle. Our

## CONVERSION BOW OPTION



The patented fish/ski conversion bow continues to make Crestliner the best dual purpose runabout available. The bow easily converts from a fishing platform to bow seating in just seconds. No loose parts need to be stored in this totally integrated unit. The bow conversion is available in most open bow models in both fiberglass and aluminum.



100% hand layup assures increased structural strength. Compare our 5 year warranty and you will agree, 100% hand layup means built-in quality.

## CONVERSION STERN OPTION



1

The folded-down position provides more cockpit space and a bench to be used when still fishing or slow trolling. (The bench is not to be used at high speeds.)



2

An easy lift of the strap quickly forms a full length stern bench seat complete with backrest. This bench seat conversion provides comfortable stern seating.




3

By simply pivoting the backrest forward, a sturdy fishing platform is formed. Add pedestal and swivel seat and you've completed the fishing conversion.

patented fish/ski conversion bow makes Crestliner the best dual purpose runabout available. Our stern conversion option is new for '87 and provides three stern configurations from one integrated unit. Another innovation and option available only from Crestliner.

Crestliner's attention to detail and structural quality goes well beyond its welded aluminum and 100% hand layup fiberglass construction. 3/4" thick floors, metal seat backup plates, baked acrylic paint, and seat safety hinges all add to Crestliner's lasting quality and value.

Whatever your lifestyle, Crestliner has the boat for you. Over 80 models from 12 to 24 foot aluminum and fiberglass. Unique styling and interior layout options. And with all Crestliner boats comes quality, quality that's backed by the best warranty in the business. Contact your Crestliner dealer to help you build your own very special lifestyle.





V245 Midberth DC

## SABRE DAY CRUISERS

Trailerable 22' and 24' Day Cruisers with lots of room, and interior options. Lightweight aluminum construction to allow excellent performance with mid-sized engines. Versatility for both cruising and fishing. These are the very things that the Sabre Day Cruisers were designed to deliver.

The Sabre Day Cruisers have full 8' beams to the transom with very deep cockpits. They are available in conventional center door entrance to the cabin or with the popular mid berth option with side cabin entrance.

The Sabre Mid Berth can easily be converted to a first class fishing machine by using vinyl flooring, exchanging the helm bench seat with captain's chairs, and taking advantage of the standard removable stern jump seats for easy stern rigger access.

Popular options include galley, camper top and a full stern bench seat with sunlounge deck. Add all this to Crestliner's 10/20 year warranty, 100% rivet free hull bottom, baked acrylic paint finish, and you have a value that is in a class of its own - far ahead of both aluminum and fiberglass competition.

	LENGTH	MAX BEAM	WEIGHT	WEIGHT CAP	FUEL CAP	BTM. GAUGE	MAX H.P.
V245	24'4"	96"	3900#	2000#	52 gal.	.100	230
M/B	(7.4m)	(244cm)	(1769kg)	(907kg)	(197 L)		
V245	24'4"	96"	3600#	2000#	52 gal.	.100	230
M/B	(7.4m)	(244cm)	(1635kg)	(907kg)	(197 L)		
V225	22'4"	96"	3600#	1750#	41 gal.	.100	205
M/B	(6.8m)	(244cm)	(1635kg)	(795kg)	(155L)		
V225	22'4"	96"	3300#	1750#	41 gal.	.100	205
M/B	(6.8m)	(244cm)	(1497kg)	(795kg)	(155L)		



V225 DC



V245 Midberth DC  
(with fishing options)



V245GL  
(with optional hardtop)

## SABRE GREAT LAKES


Few models ever enjoy the first year success that the Sabre Great Lakes series has experienced. There can be no doubt they delivered what the big water fisherman was looking for. The Sabre Great Lakes offers a smooth Deep "V" ride, full 8' beam to the transom, a big deep cockpit, and popular options such as the aluminum hard top, camper top, and foul weather curtain.

The Sabre Great Lakes is available in 19', 20'4", 22'4", and 24'4" lengths. Both O/B and I/O power is available, and both feature removable stern jump seats for easy access to stern mounted riggers.

The 20-year main seam weld warranty is now combined with the 100% rivet free hull bottom to make the Sabre Great Lakes, without question, the premium aluminum big water sportfishing boat in the trailerable class. Don't settle for anything less than the best - a Sabre Great Lakes custom spec'd to fit your needs.



V220 GL



Optional Front Windows

	LENGTH	MAX BEAM	WEIGHT	WEIGHT CAP	FUEL CAP	BOTTOM GAUGE	MAX H.P.
V245	24'4" (7.4m)	96" (244cm)	3450# (1566kg)	2000# (907kg)	52 gal. (197L)	.100	230
V240	24'4" (7.4m)	96" (244cm)	2300# (1043kg)	2000# (907kg)	52 gal. (197L)	.100	205
V225	22'4" (6.8m)	96" (244cm)	3200# (1453kg)	1750# (795kg)	41 gal. (155L)	.100	205
V220	22'4" (6.8m)	96" (244cm)	2050# (930kg)	2000# (907kg)	41 gal. (155L)	.100	205
V205	20'4" (6.2m)	96" (244cm)	2900# (1317kg)	1750# (795kg)	34 gal. (129L)	.100	205
V200	20'4" (6.2m)	96" (244cm)	1750# (795kg)	2000# (907kg)	34 gal. (129L)	.100	205
V195	19' (5.8m)	96" (244cm)	2725# (1237kg)	1750# (795kg)	34 gal. (129L)	.100	205
V190	19' (5.8m)	96" (244cm)	1575# (715kg)	1750# (795kg)	34 gal. (129L)	.100	185



V245GL  
(with optional hardtop)

## SABRE GREAT LAKES


Few models ever enjoy the first year success that the Sabre Great Lakes series has experienced. There can be no doubt they delivered what the big water fisherman was looking for. The Sabre Great Lakes offers a smooth Deep "V" ride, full 8' beam to the transom, a big deep cockpit, and popular options such as the aluminum hard top, camper top, and foul weather curtain.

The Sabre Great Lakes is available in 19', 20'4", 22'4", and 24'4" lengths. Both O/B and I/O power is available, and both feature removable stern jump seats for easy access to stern mounted riggers.

The 20-year main seam weld warranty is now combined with the 100% rivet free hull bottom to make the Sabre Great Lakes, without question, the premium aluminum big water sportfishing boat in the trailerable class. Don't settle for anything less than the best - a Sabre Great Lakes custom spec'd to fit your needs.



V220 GL



Optional Front Windows

	LENGTH	MAX BEAM	WEIGHT	WEIGHT CAP	FUEL CAP	BOTTOM GAUGE	MAX H.P.
V245	24'4" (7.4m)	96" (244cm)	3450# (1566kg)	2000# (907kg)	52 gal. (197L)	.100	230
V240	24'4" (7.4m)	96" (244cm)	2300# (1043kg)	2000# (907kg)	52 gal. (197L)	.100	205
V225	22'4" (6.8m)	96" (244cm)	3200# (1453kg)	1750# (795kg)	41 gal. (155L)	.100	205
V220	22'4" (6.8m)	96" (244cm)	2050# (930kg)	2000# (907kg)	41 gal. (155L)	.100	205
V205	20'4" (6.2m)	96" (244cm)	2900# (1317kg)	1750# (795kg)	34 gal. (129L)	.100	205
V200	20'4" (6.2m)	96" (244cm)	1750# (795kg)	2000# (907kg)	34 gal. (129L)	.100	205
V195	19' (5.8m)	96" (244cm)	2725# (1237kg)	1750# (795kg)	34 gal. (129L)	.100	205
V190	19' (5.8m)	96" (244cm)	1575# (715kg)	1750# (795kg)	34 gal. (129L)	.100	185



V225 Closed Bow

## SABRE RUNABOUTS


If you're looking for a big runabout with lots of cockpit width and depth for big water cruising or fishing, the Sabre runabouts are the ultimate. The Sabre series is available in 19', 20'4", 22'4", and 24'4" centerline lengths. All feature a full 8' beam that extends to the transom for maximum cockpit width.

The Sabre's are available in both closed bow and open bow configurations. All models are also available in either O/B or I/O. Both O/B and I/O models have removable stern seats to allow full access to stern mounted downriggers. I/O models can be ordered with a full stern bench seat and all open bow models can be ordered with the popular fish/ski bow conversion.

Many options to customize your Sabre to suit a multitude of uses are available. Some of the most popular are the full camper top, areated livewell, additional seats, and a portable head with storage compartment (on closed bow models).

All Sabre Runabouts feature Crestliner's 100% rivet free welded hull bottoms, the 10/20 year nondepreciating weld warranty, and baked acrylic enamel paint finishes.

	LENGTH	MAX BEAM	WEIGHT	WEIGHT CAP	FUEL CAP	BOTTOM GAUGE	MAX H.P.
V245	24'4" (7.4m)	96" (244cm)	3250# (1475kg)	2000# (907kg)	52 gal. (197L)	.100	230
V240	24'4" (7.4m)	96" (244cm)	2100# (953kg)	2000# (907kg)	52 gal. (197L)	.100	205
V225	22'4" (6.8m)	96" (244cm)	3000# (1362kg)	1750# (795kg)	41 gal. (155L)	.100	205
V220	22'4" (6.8m)	96" (244cm)	1850# (839kg)	2000# (907kg)	41 gal. (155L)	.100	205
V205	20'4" (6.2m)	96" (244cm)	2770# (1257kg)	1750# (795kg)	34 gal. (129L)	.100	205
V200	20'4" (6.2m)	96" (244cm)	1620# (735kg)	2000# (907kg)	34 gal. (129L)	.100	205
V195	19' (5.8)	96" (244cm)	2600# (1180kg)	1750# (795kg)	34 gal. (129L)	.100	205
V190	19' (5.8m)	96" (244cm)	1450# (658kg)	1750# (795kg)	34 gal. (129L)	.100	185




V205 Open Bow



V245 Closed Bow



V190 Open Bow



V205 Closed Bow



Optional Camper Top





V185

## PHANTOM SERIES

Two years ago Crestliner set a new standard for the industry in performance, styling, and aluminum hull design when the V170 Phantom was introduced. This innovative design was the start of a complete conversion of the Crestliner runabout and cruiser lineup to the sleeker styled, smoother riding Deep "V" design.

Just when competition was trying to come close, we made the Phantoms even better. We made the hull bottoms 100% rivet free, added about 2½" to the cockpit depth, and added top storage on the I/O versions.

Next, we developed an all new V180/185 Phantom that is certain to set the industry standard for 18' aluminum boats. The new 18' Phantom is really special. Its wide 87" beam is carried to the transom to give a unique deep, wide cockpit much larger than other 18' boats.

If you're in the market for an 18' runabout, fiberglass or aluminum, be sure to take a close look at the new V180/185 Phantom.

### FISH/SKI BOW & STERN CONVERSION

Crestliner patented and introduced a unique fish/ski bow conversion a few years ago that has been an absolute winner. We have now developed and patented an equally unique stern conversion.

The fish/ski bow converts from a fishing platform to bow seating. The stern conversion has three positions. It can be folded down for more cockpit space, converted into a bench seat with backrest, and by simply pivoting the backrest forward a rear fishing platform is formed. The bow and stern conversion are available on most open bow models.


	LENGTH	MAX BEAM	WEIGHT	WEIGHT CAP	FUEL CAP	BOTTOM GAUGE	MAX H.P.
V185	18'2" (5.6m)	87" (223cm)	2080# (944kg)	1625# (738kg)	31 gal. (117L)	.100	180
V180	18'2" (5.6m)	87" (223cm)	1250# (562kg)	1625# (738kg)	31 gal. (117L)	.100	150
V175	17'6" (5.4m)	78" (200cm)	1960# (890kg)	1100# (499kg)	22 gal. (83L)	.090	175
V170	17'6" (5.4m)	78" (200cm)	1075# (488kg)	1425# (647kg)	22 gal. (83L)	.090	120



V175

### CONVERSION BOW OPTION

The patented fish/ski conversion bow continues to make Crestliner the best dual purpose runabout available. The bow easily converts from a fishing platform to bow seating in just seconds. No loose parts need to be stored in this totally integrated unit.





V170



## CONVERSION STERN OPTION



1 The folded-down position provides more cockpit space and a bench to be used when still fishing or slow trolling. (The bench is not to be used at high speeds.)

2 An easy lift of the strap quickly forms a full length stern bench seat complete with backrest. This bench seat conversion provides comfortable stern seating.

3 By simply pivoting the backrest forward, a sturdy fishing platform is formed. Add pedestal and swivel seat and you've completed the fishing conversion.



V180  
(with conversion bow & stern)



## MIRAGE SERIES

The V160/165 Mirage continues to solidify its position as an exciting part of Crestliner's prestigious aluminum runabout line.

The improvements for 1987 are sure to make it even more exciting. The cockpit depth has been increased 2½", the hull bottoms now feature 100% rivet free welded construction, and the I/O version has hidden top storage.

Like other Crestliner aluminum runabouts, most people can't tell if they are aluminum or fiberglass. The styling, welded construction, and baked acrylic paint finishes are that good. The Deep "V" hull design also provides a soft, quiet ride not normally found in aluminum runabouts.

The all new V 150 Mirage is a 15' runabout that really does perform well with small engines. It is built with the same quality as the bigger Crestliner runabouts. And with the optional fish/ski bow conversion, both the V 150 and V 160 models offer versatility not available elsewhere.

### MIRAGE SERIES SPECIFICATIONS

	LENGTH	MAX BEAM	WEIGHT	WEIGHT CAP	FUEL CAP	BOTTOM GAUGE	MAX H.P.
<b>V165</b>	16'5" (5.0m)	78" (200cm)	1860# (844kg)	1205# (547kg)	22 gal. (83L)	.090	130
<b>V160</b>	16'5" (5.0m)	78" (200cm)	1020# (463kg)	1300# (590kg)	opt-22 gal. (83L)	.090	90
<b>V150</b>	15' (4.6m)	77" (197cm)	800# (363kg)	1100# (499kg)	opt-22 gal. (83L)	.080	75





V180 Phantom SF

V170 Phantom SF

## SPORTFISH SERIES

Crestliner has set the industry standard in deluxe aluminum fishing machines for years. The Sportfish models are no exception. A raised front platform, optional aerated livewell, deluxe pedestal seats, underfloor fuel tank, and lockable rod storage put it all together.

The Sportfish models take on a new dimension with the optional fish/ski conversion bow. A multi-purpose boat that leans to the serious fisherman, but still offers bow seating for two when needed.

For 1987 the Sportfish lineup has expanded to include the all new V 150 and V 160 Mirage Sportfish, the V 170 Phantom Sportfish, and the all new V 180 Phantom Sportfish.

The very popular Northstar 16 Sportfish continues to be offered in the Semi "V" hull design.

For specifications on Phantom and Mirage Sportfisherman models, see specifications for corresponding runabouts on pages 8 & 10.




V160 Mirage SF

	LENGTH	BEAM	WEIGHT	CAP.	CAP.	GAUGE	H.P.
N.S.16	16' 4"	77"	990#	1350#	opt-18 gal	.080	90
	(5.0m)	(196cm)	(449kg)	(612kg)	(68L)		



V150 Mirage SF



Northstar SF



Phantom Eagle

## SPECIALTY FISHING BOATS

Special designs to satisfy special needs!

The Phantom Eagle, although designed and recognized as a first class bass boat, is also a good all around fish/ski family boat. Standard features include both front and rear casting platforms with aerated livewells, fold down bench seat, forward side seats, rod storage, and plenty of storage compartments. The Eagle is built on the sleek V170 Phantom Deep "V" hull. A versatile package that looks as good as it performs.

The all new center console series includes an 18' model on the new V180 Phantom hull, and 19' and 20'4" models on the 8' beam Sabre hulls. The console has lockable storage for gear, a lockable glove box, and a lockable electronics compartment. A front raised platform with aerated livewell is sure to be a popular option.

Another interior layout that is sure to be a popular choice is the Viking series with both front and rear casting platforms. The addition of these options creates an exceptionally functional, yet inexpensive bass boat that rivals more expensive fiberglass bass boats, yet has the lightweight and toughness of welded aluminum.

	LENGTH	MAX BEAM	WEIGHT	WEIGHT CAP	FUEL CAP	BOTTOM GAUGE	MAX H.P.
V200	20'4"	96"	1520#	2000#	34 gal.	.100	205
Center Console	(6.2m)	(244cm)	(690kg)	(907kg)	(129L)		
V190	19'	96"	1350#	1750#	34 gal.	.100	185
Center Console	(5.8m)	(244cm)	(612kg)	(795kg)	(129L)		
V180	18'2"	87"	1150#	1625#	31 gal.	.100	140
Center Console	(5.6m)	(223cm)	(522kg)	(738kg)	(117L)		
Eagle	17'6"	78"	1225#	1290#	22 gal.	.090	120
	(5.4m)	(200cm)	(556kg)	(586kg)	(83L)		



V180 Center Console



V170 Viking  
(with front & rear casting platforms)


Center Console Dash/Compartments



V170 Viking Deluxe



V180 Viking Deluxe



V150 Viking

## VIKING SERIES

Seven models from 15' to 18' with many standard and optional features for the serious fishermen. The smooth riding Deep "V" hull now features 100% rivet free bottoms and the same 20-year main seam weld warranty that Crestliner is noted for.

	LENGTH	MAX BEAM	WEIGHT	WEIGHT CAP	FUEL CAP	BOTTOM GAUGE	MAX H.P.
<b>V180</b>	18'2"	87"	1100#	1625#	31 gal.	.100	65/140
<b>Dlx.</b>	(5.6m)	(223cm)	(499kg)	(738kg)	(117L)		
<b>V170</b>	17'6"	78"	810#	1150#	opt-22 gal	.090	50/90
<b>Dlx.</b>	(5.4m)	(200cm)	(368kg)	(522kg)	(83L)		
<b>V170</b>	17'5"	76"	760#	1150#	opt-22 gal	.090	50/80
<b>Dlx.</b>	(5.4m)	(195cm)	(345kg)	(522kg)	(83L)		
<b>V160</b>	16'5"	78"	710#	1150#	opt-22 gal	.090	50/80
<b>Dlx.</b>	(5.0m)	(200cm)	(322kg)	(522kg)	(83L)		
<b>V160</b>	16'4"	76"	680#	1000#	opt-22 gal	.090	50/80
<b>Dlx.</b>	(5.0m)	(195cm)	(309g)	(454kg)	(83L)		
<b>V150</b>	15'	78"	650#	1100#	opt-22 gal	.080	50/75
<b>Dlx.</b>	(4.6m)	(200cm)	(295kg)	(499kg)	(83L)		
<b>V150</b>	15'	76"	600#	1000#	opt-22 gal	.080	50/75
<b>Dlx.</b>	(4.6m)	(195cm)	(272kg)	(454kg)	(83L)		



V160 Viking



V160 Viking Deluxe

Fish Hawk 16



Fish Hawk 16XL  
(with optional cut-out deck)

## FISH HAWKS

The Fish Hawks have continued to prove themselves as excellent all around fishing boats. Their flat floors, pedestal seats, versatility and the many standard and optional features available satisfy the varied needs of most avid fishermen.

	14	16	16XL	18
Length	14'1" (4.3m)	16'3" (5.0m)	16'3" (5.0m)	18' (5.5m)
Max. Beam	68" (174cm)	68" (174cm)	76" (195cm)	77" (197cm)
Depth	34" (87cm)	34" (87cm)	38" (97cm)	38" (97cm)
Weight	525# (238kg)	595# (270kg)	625# (284kg)	675# (306kg)
Wt. Cap. -15" T.	770# (350kg)			
-20" T.	925# (420kg)	1250# (568kg)	1260# (572kg)	1320# (599kg)
Max. H.P.	35	50	50/60	50/75
Transom	15"/20"	20"	20"	20"
Bot. Gauge	.064	.072	.080	.080


### FEATURES

Bait Trays	0	0	0	0
Bilge Pump	0	0	0	0
Bow Bench	0	0	0	0
St. w/Lvll	0	0	0	0
Casting Ptf. w/livewell	0	0	0	0
Console	0	0	0	0
Crtsy Lts.	0	0	0	0
Fuel/Battery Compt.	0	0	0	0
Fuel Tank 12 gals.	0	0	0	0
Horn	0	0	0	0
Moor. Cover	0	0	0	0
Rod Compt.	0	0-1/0-2	0-1/0-2	0-1/0-2
Stern Pan	0	S	S	S
Tourn Lvll	0	0	0	0
Trim/Troll Mtr. Panel	0	0	0	0
Toll. Mtr.	0	0	0	0
Outlet	0	0	0	0
Troll Mtr.	0	0	0	0
Mntg. Plate	0	0	0	0
Windshield	0	0	0	0

S - Standard O - Optional

Standard features on all models - Bow storage, Marine poly carpet, Two fishing chairs, Level flotation, Navigation lights, Rod holders, Rope grippers, and Stern handles.

Fish Hawk 14



Fish Hawk 18



Voyager

Commander 16  
(with flat floor & split seat options)

Commander 16W

Commodore 14

Super Seaman



Commander II

## ELITE SERIES FISHING BOATS

Crestliner offers a complete line of fishing boats with many standard and optional features that can be arranged to suit your needs.

And the quality of Crestliner fishing boats is backed by the best warranty in the business.

	SUPER SEAMAN	COMMO-DORE 14	COMMAND-16	COMMAND-16W	COMMAND-II	VOYAGER
Length	14' (4.3m)	14'1" (4.3m)	16'3" (5.0m)	16'3" (5.0m)	16'3" (5.0m)	18' (5.5m)
Max. Beam	58" (148cm)	68" (174cm)	68" (174cm)	77" (197cm)	77" (197cm)	77" (197cm)
Depth	23" (59cm)	34" (87cm)	34" (87cm)	38" (97cm)	38" (97cm)	38" (97cm)
Weight	220# (100kg)	280# (127kg)	340# (154kg)	360# (163kg)	470# (213kg)	420# (191kg)
Wt.Cap. -15" T.	670# (304kg)	790# (359kg)	1100# (499kg)			1025# (465kg)
-20" T.		980# (445kg)	1250# (568kg)	1250# (568kg)	1300# (590kg)	1325# (602kg)
Max H.P.	20	35	45	50	50	60
Transom	15"	15"/20"	15"/20"	20"	20"	15"/20"
Bottom Ga.	.058	.064	.072	.080	.080	.080
<b>FEATURES</b>						
Anti-skid Floor	S	S	S	S	S	S
Bench Seats	S	S	S	S	S	S
Bow Storage		0	0	0	S	S
Console Stg.	0	0	0	0	0	0
Crest Seat	0	0	0	0	0	0
Drink Holder/3 Chair	S	S	S	S	S	S
Fishing Chair		0	0	0	0	0
Flat Floor		0	0	0	S	0
Glove Box	S	S	S	S	S	S
Level Flotation	S	S	S	S	S	S
Moor. Cover	0	0	0	0	0	0
Nav. Lights	0	0	0	0	0	0
Rope Gripps	S	S	S	S	S	S
Side Stg Box		0	0	0	0	0
Split Seats		0	0	0	S	0
Stern Hndl.	S	S	S	S	S	S
Stern Pan		0	S	S	S	S
Tourn Lvll		0	0	0	0	0
2-Tone Paint	0	0	0	0	0	0

S - Standard O - Optional

Note: Elite Series Fishing Boats are standard in solid color, Beige or Lt. Gray.




Ensign 12



Ensign 14



Ensign 14W



Ensign 16

## ENSIGN SERIES

Basic three-seat fishing boats at competitive prices - All with the industry leading quality and warranty found in Crestliner's more deluxe models. A full 20-year main seam weld warranty and two full year warranty against peeling on the baked enamel paint.

For 1987, we have added the popular wide beam 16' hull, and also offer a two-tone paint finish as an option. Top quality - At competitive prices.

	ENSIGN 12	ENSIGN 14	ENSIGN 14W	ENSIGN 16	ENSIGN 16W
Length	12'1" (3.7m)	14' (4.3m)	14'1" (4.3m)	16'3" (5.0m)	16'3" (5.0m)
Max. Beam	58" (148cm)	58" (148cm)	68" (174cm)	68" (174cm)	77" (197cm)
Depth	23" (59cm)	23" (59cm)	34" (87cm)	34" (87cm)	38" (97cm)
Weight	160# (73kg)	200# (91kg)	250# (114kg)	310# (141kg)	330# (150kg)
Wt.Cap.-15" T.	545# (247kg)	670# (304kg)	670# (304kg)	900# (409kg)	
20" T.			790# (359kg)	1000# (454kg)	1000# (454kg)
Max H.P.	10	15	25	40	40
Transom	15"	15"	15"/20"	15"/20"	20"
Bottom Ga.	.058	.058	.064	.072	.080
<b>FEATURES</b>					
Anti-skid floor	S	S	S	S	S
Bench seats-3	S	S	S	S	S
Crest seat	0	0	0	0	0
Deadgrass paint	0	0	0	0	0
Level flotation	S	S	S	S	S
Mooring cover	0	0	0	0	0
Nav. lights	0	0	0	0	0
Stern handles	S	S	S	S	S
2-Tone paint	0	0	0	0	0

S - Standard O - Optional


Note: ensign series are standard in solid color, Beige or Lt. Gray.



Ensign 16W



C2105 WAC  
(without liner)



C2105 WAC  
(with liner)

## CRUSADER 2105 WAC

The Crusader 2105 Walk Around Cuddy is available in two versions for 1987. The popular full fiberglass cockpit liner version we have offered for years will continue to provide the deluxe interior. The alternate version has a vinyl floor interior similar to the Sabre Great Lakes Models. This interior is offered at a significantly lower price.

The fiberglass liner interior is loaded with underfloor storage, bait tanks, side storage, and side rod storage. The vinyl floor interior is approximately 4" deeper in the cockpit and has side rod holders.



The comfortable front cabin features V-berth cushions, optional marine head, and optional bunk filler cushion to make it a very functional cabin for the overnight stay or the afternoon nap.


The full Deep "V" hull is 22'4" long (including bow perch) and has an 8' beam, making it plenty big but still easily trailerable. Popular options include the full top, camper top, foul weather curtain, and marine head.

Like all Crestliner fiberglass boats, the Crusader 2105 WAC is 100% hand lay-up fiberglass. Not partially sprayed with "chopper" guns and rolled out as most of today's high production boats are built. 100% hand lay-up insures consistent control of laminate thickness, a higher fiberglass to resin percentage (it's the fiberglass that provides the structural strength properties), and a more controlled catalyst mixing for a more consistent laminate cure.

Because of these advantages, Crestliner fiberglass boats carry a full 5-year structural hull and deck warranty. Most partially "chopped" boats carry only one or two year structural warranty. It costs more to build a 100% hand lay-up boat - but we feel it certainly is worth the effort.

LENGTH	MAX BEAM	WEIGHT	WGT CAP	FUEL CAP	MAX H.P.
22'4" (6.9m)	96" (246cm)	3380# (1535kg)	1600# (726kg)	52 gal. (197L)	280





C205 Cuddy

## CRUSADER 205 RAMPAGE & CUDDY

Bold and flashy - inside and out. That's the Crusader 205 Rampage. High performance, plush front cuddy, and exciting exterior and interior styling make this an exceptional package for the sport-minded boater.

The Crusader 205 Cuddy offers big boat comfort and class in a smaller trailerable cuddy. An excellent performer and now more functional than ever with the wider folding teak doors for easier access to the front cabin.

	LENGTH	MAX BEAM	WEIGHT	WEIGHT CAP	FUEL CAP	MAX H.P.
C205 Rampage	20'2" (6.2m)	91" (233cm)	2925# (1328kg)	1525# (692kg)	41 gal. (155L)	280
C205 Cuddy	20'2" (6.2m)	91" (233cm)	2975# (1351kg)	1525# (692kg)	56 gal. (212L)	280



C205 Rampage



C205

## CRUSADER 205 & 180/185

The all new graphics and interior styling give these three bowrider models a fresh exciting look for 1987. The Crusader 205 Open Bow is available with either the standard removable stern jump seats or the Rampage style stern bench seat. Built on the same hull as the Crusader 205 Rampage, the open bow is an excellent high performance package with a large roomy bow seating area.

The Crusader 180/185 is a very deep, wide 18' open bow runabout that delivers a comfortable ride throughout a wide range of engine sizes. Available in O/B or I/O with removable jump seats standard. The Crusader 185 I/O is also available with the optional Rampage style rear bench seat.

Both the Crusader 205 and the Crusader 180/185 models can be ordered with the optional fish/ski bow conversion and other fishing options such as rod holders to produce a fiberglass dual purpose fish/ski combination package. Other popular options include full canvas, boarding ladder or platform, and the aerated livewell (with the fish/ski bow conversion). Like all Crestliner fiberglass, these models are 100% hand lay-up fiberglass with a full 5-year hull and deck structural warranty.



	LENGTH	MAX BEAM	WEIGHT	WEIGHT CAP	FUEL CAP	MAX H.P.
C205	20' 2" (6.2m)	91" (233cm)	2950# (1339kg)	1525# (692kg)	31 gal. (153L)	280
C185	18' (5.5m)	86" (220cm)	2665# (1210kg)	1350# (613kg)	41 gal. (155L)	260
C180	18' (5.5m)	86" (220cm)	1560# (708kg)	1600# (726kg)	41 gal. (155L)	150



C165

C160

## CRUSADER 175/170, 165/160 & 150

The all new Crusader series has been designed to meet today's boater's needs in small O/B and I/O runabouts. They are deep and wide to offer maximum cockpit room for cruising comfort. The new hull design provides excellent lift for fast planing and the new Rampage style graphics add the visual excitement to really draw attention.

The Crusaders are available in 15', 16', and 17' outboard models and 16' and 17' I/O models. All models can be ordered with the fish/ski bow conversion if a tilt toward fishing is part of your boating needs.

These Crusader runabouts, like Crestliner's larger fiberglass models, are 100% hand lay-up fiberglass. This ensures the most consistent laminate structure possible so Crestliner can offer its 5-year structural hull and deck warranty even on these competitive prices models. Most competitive "chopped" boats offer only 1 or 2 year warranty. Be sure to compare Crestliner's quality and warranty - before you buy!


	LENGTH	MAX BEAM	WEIGHT	WEIGHT CAP	FUEL CAP	MAX H.P.
C175	17'2" (5.3m)	92" (236cm)	2440# (1108kg)	1620# (735kg)	31 gal. (117L)	205
C170	17'2" (5.3m)	92" (236cm)	1290# (586kg)	1375# (624kg)	31 gal. (117L)	150
C165	16' (4.9m)	92" (236cm)	1920# (872kg)	1350# (613kg)	31 gal. (117L)	165
C160	16' (4.9m)	92" (236cm)	1080# (490kg)	1375# (624kg)	opt. 31 gal. (117L)	120
C150	15' (4.6m)	92" (236cm)	950# (431kg)	1200# (545kg)	opt-31 gal. (117L)	80



C175



C150



C160 Anglers

## CRUSADER 160 & 170 ANGLERS

The Crusader 160 Angler has established itself as a proven favorite by both guides and serious tournament fisherman. It handles the rough water easily, planes quickly, and has a very functional interior layout. Since the Anglers are very popular for rough water use, we are now offering them without the front raised platform to allow the front seat to set down lower into the hull. Of course, the raised platform and livewell can be added just as it has been available previously. Livewell options can be in the front platform, or in the cockpit. The popular optional console steering continues to be available.

The Crusader 170 Angler is also now available with or without the raised front platform. The Crusader 170 Angler continues to be available with the optional twin consoles and windshield for 1987. The Crusader 170 Angler is built on the all new 17' Crusader hull which is several inches wider than last year's 17' Angler. This new hull design is a very stable, easy planing hull, and makes the interior even more functional than ever.

Naturally, the Anglers are built with the same custom 100% hand lay-up procedure as the bigger runabouts and carry the same 5-year structural hull warranty.



C170 Angler  
(with optional consoles & windshield)

	LENGTH	MAX BEAM	WEIGHT	WEIGHT CAP	FUEL CAP	MAX H.P.
C170	17'2" (5.3m)	92" (236cm)	1290# (586kg)	1100# (499kg)	31 gal. (117L)	65/150
C160	16' (4.9m)	78" (200cm)	760# (345kg)	1125# (511kg)	opt-18 gal (68L)	55/80

# OPTIONS & SPECIFICATIONS

	ARM RESTS, FISHING CHAIR	BASES, FISHING CHAIR	BILGE PUMP	BOW BENCH SEAT WICE CHEST INSERT	BOW RAILS	BOW STORAGE	BUNK FILLER CUSHIONS	CARPET, SOFT - RUNABOUT	CARPET, POLY - GRASS	CASTING PLATFORM WAERATED LIVEWELL	CHART/CIGARETTE LIGHTER	COMMAND INSTRUMENTATION	CONSOLE	CONVERSION FISH/SKI BOW	CONVERSION STERN (BENCH SEAT/PLATFORM)	COURTESY LIGHTS - COCKPIT	DECK CLEAT & CHOCKS	DOCKING LIGHTS	DRINK HOLDERS, TEAK	ELECTRONICS COMPARTMENT, LOCKABLE	FISHING CHAIRS	FISHING CHAIRS, DELUXE	FLOTATION, BASIC	FLOTATION, LEVEL	FOUL WEATHER CURTAIN	FUEL TANK, UNDERFLOOR	GALLEY W/SINK, STOVE & ICE BOX	GLOVE BOX, LOCKABLE	GRAPHICS, HULL	HEAD, MARINE	HORN	LIVEWELL WAERATOR (TOURNAMENT)	LIVEWELL WAERATOR (UNDER PLATFORM)
V245 & V225 Sabre Midberth D.C.I/O			S	S	S	O	S			O	S				S	O	O	S			S		O	S	O			S	O				
V245 & V225 Sabre Day Cruiser I/O	O		S	S	S	O	S			O	S				S	O	O	S			S2	S	O	S	O			S	O				
V245, V225, V205 & V195 Sabre GL I/O	O	S2	S	S	S	O	O	O		O	S				S	O	O	O			S2	S	O	S	O			O	O	O			
V240, V220, V200 & V190 Sabre GL O/B	O	S2	S	S	S	O	O	O		O	S				S	O	O	O			S2	S	*	O	S	O		O	O	O			
V245, V225, V205 & V195 Sabre Closed Bow I/O	O	O	S	S	S		S	O		O	S				O	O	O	S			O	O	S	O	S		S	O	O	O			
V225, V205 & V195 Sabre Open Bow I/O	O	O	S	S	S		S	O		O	S		O		O	O	O	S			O	O	S	O	S		O	O	O	O			
V240, V220, V200 & V190 Sabre Closed Bow O/B	O	O	S	S	S		S	O		O	O				O	O	O	O			O	O	S	*	O	S	S	O	O	O			
V220, V200 & V190 Sabre Open Bow O/B	O	O	S	S	S		S	O		O	O		O		O	O	O	O			O	O	S	*	O	S	O	O	O	O			
V185 & V175 Phantom I/O	O	O	S	S	S		S	O		O	S		O		O	O	O	S			O	O	S		S		■		O	O			
V180 & V170 Phantom O/B	O	O	S	S	S		S	O		O	O		O	O	O	O	O	O			O	O	S		S		■		O	O			
V165 Mirage I/O	O	O	S	S	S		S	O		O	S		O		O	O	O	S			O		S		S		S		O	O			
V160 Mirage O/B	O	O	S	S	S		S	O		O	O		O	O	O	O	O	O			O		S		O		S		O	O			
V150 Mirage O/B	O	S2	S				S	O		O			O		O	O	O	O			S2		S		O		S		O	O			
V200 & V190 Sabre Center Console O/B		S4	S	S	S	O	S	O		O		S			S	O	O	O	S		S3	S	*	S	S		S		O	O			
V180 Phantom Center Console O/B		S4	S	S	S	O	S	O		O		S			S	O	O	O	S		S3		S	S	S		S		O	O			
V185 Phantom Sportfish I/O	O	S5	S	S	S	O	S	O		O	S		O		O	O	O	S			O	S4	S		S	O		O	O	O			
V180 Phantom Sportfish O/B	O	S5	S	S	S	O	S	O		O	O		O	O	O	O	O	O			O	S4	S	S	O		O	O	O				
V175 Phantom & V165 Mirage Sportfish I/O	O	S4	S	S	S	O	S	O		O	S		O		O	O	O	S			S3		S	S	S		S		O	O			
V170 Phantom & V160 Mirage Sportfish O/B	O	S4	S	S	S	O	S	O		O	O		O	O	O	O	O	O			S3		S	■	S		S		O	O			
V150 Mirage Sportfish O/B	O	S3	S	S	S	O	S	O		O			O		O	O	O	O			S2		S	O	S		O		O	O			
Northstar 16 Sportfish O/B	O	S4	S	S	S	O	S	O		O	O		O	O	O	O	O	O			S3		S	O	O		O		O	O			
Phantom Eagle O/B	O	S2	S	S	S	O	S	S2		O					O	O	O	O			S2	O	S	S	S		O		O	S2			
V180 Viking Deluxe O/B	O	S2	S	O	S	O	S	O2		O		O			S		O	O	S2		S2		S	S					O	O			
V170, V160 & V150 Viking Deluxe O/B	O	S2	S	O	S	O	S	O2		O		O			S		O	O	S2		S2		S	O					O	O			
V170, V160 & V150 Viking O/B	O	S2	S	O	S	O	S	O2		O		O			S						S2		S	O					O	O			
Crusader 2105 W.A.C I/O		O	S	S	S	O				O	S				S	O	O	S			S2	S	O	S	S		S		O	O	O		
Crusader 205 Cuddy I/O			S	S	S	O	S			O	S				S	O	O	S				S		S					O	O			
Crusader 205 Rampage I/O			S	S	S	S				O	S				S	O	O	S				S		S		S		O	O				
Crusader 205 Open Bow I/O	O	O	S	S	S	S				O	S		O		O	O	O	S			O	O	S		S	S	S	S	O				
Crusader 185 I/O	O	O	S	S	S	S				O	S		O		O	O	O	S			O	O	S		S	S	S	S	O				
Crusader 180 O/B	O	O	S	S	S	S				O	O		O		O	O	O	O			O	O	S		S	S	S	S	O				
Crusader 175 I/O	O	O	S	S	S	S				O	S		O		O	O	S				O	O	S		S	S	S	S	O				
Crusader 170 O/B	O	O	S	S	S	S				O	O		O		O	O	O	O			O	O	S		S	S	S	S	O				
Crusader 165 I/O	O	O	S	S	S	S				O	S		O		O	O	S				O	O	S		S	S	S	S	O				
Crusader 160 O/B	O	O	S	S	S	S				O	O		O		O	O	O	O			O	O	S		O	S	S	S	O				
Crusader 150 O/B	O	O	S	S	S	S				O	O		O		O	O	O	O			O	S2	S	O		S		O	O				
Crusader 170 Angler O/B	O	S2	S		S	O	O	O		O		O-1 O-2			S						S2	O	S	S					O	O			
Crusader 160 Angler O/B	O	S2	S		S	O	O	O		O		O			S						S2	O	S	O					O	O			

\* V 190 Sabres have level flotation  
 ► Standard feature on V220/225 & V240/245  
 ■ Standard feature on V170/175

S - Standard      O - Optional  
 If the features you desire are not listed,  
 ask your dealer about availability.





# NORDIC CRESTLINER

All prices and specifications subject to change. Nordic Crestliner Boat Company reserves the right to discontinue models or change prices, specifications, materials, equipment, color or design at any time without notice and without incurring obligations. Some models are shown with optional features.


Nordic Crestliner boats meet specifications and standards established by the U.S. Coast Guard and the associations listed below. Nordic Crestliner Boat Company is an active member of the National Marine Manufacturers Association and Boating Industry Association.

Nordic Crestliner Boat Company  
609 13th Avenue N.E.  
Little Falls, MN 56345  
(612) 632-6686

Nordican Boat Company, Inc.  
130 W. Gore St.  
Thunder Bay, Ontario P7E 3V9  
(807) 475-4244




Sun Top



Full Top



Camper Top



Boarding Ladder




Teak Full Swim Platform



Teak 1/2 Swim Platform



Command Instrumentation



Electronics compartment



Trolling Motor Mounting Plate

*Sold and Serviced By:*