

CRESTLINER

®

2002

BOATS

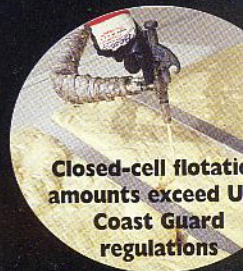
**Whatever You Do On The Water,
Do It In A Crestliner.**



CRESTLINER

WELCOME

If you're reading this brochure, you're either a Crestliner owner reaffirming your love for your boat -- or, you're shopping for an aluminum sporting boat and eagerly soaking up information on different brands, models, features and benefits. To you existing Crestliner owners, we don't have to sell you on what makes a Crestliner so special. You experience it every time you step aboard. To you shoppers out there, read on. Take it all in. Marvel at the all-welded aluminum hull design that we pioneered. Revel in our attention to every detail. Imagine your ideal model. What color will it be? How many horses will you put on its Quick-Shot transom? Where will your Crestliner take you, and what adventures will it inspire? 2002. As you'll see, it's a fine year to own a Crestliner. Enjoy the book.



Closed-cell flotation amounts exceed U.S. Coast Guard regulations



SSR transom increases cockpit space and reduces down on motor noise



Aerated bait station with removable bait buckets




12 volt power outlet for your phone, spotlight or other gear

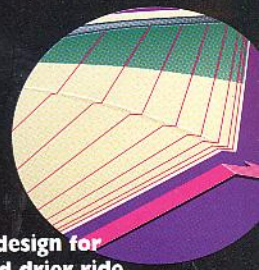
Better boats with better features



Bow-mounted trolling motor panels feature motor hookups



Reverse chine design for faster planing and drier ride





Crestliner, the pioneer of all-welded aluminum hulls.

Crestliner's legacy began in 1946. 18 years later, when we began welding our hulls in 1964, the riveted boat companies thought it would never last. They couldn't perfect it, so they assumed no one else could either.

Crestliner proved them wrong with our revolutionary tongue-and-groove UniWeld construction. Now, virtually every leading aluminum boat manufacturer has attempted to match our level of innovation and quality. They say imitation is the highest form of flattery. At Crestliner, we happily agree.



20 PLUS
20-Year Hull Warranty
3-Year Bow-To-Stern

Tough hulls with non-depreciating, 20-year coverage

That's the kind of peace-of-mind you deserve when buying a new boat. Plus, we add a complementing 3-year warranty to cover virtually everything else from bow-to-stern. Speaking of our bows and sterns, they're huge. We use an extra-wide beam geometry that provides remarkable stability and plenty of room for fishing or relaxing.



Quick Shot Transom, Tru-Trac Keel and reverse chine construction team up for an unsurpassed ride

When you punch the throttle in a Crestliner, our Quick Shot Transom fires you out of the hole while the reverse-chine hull gets you on plane with effortless efficiency. As for maneuverability, our Tru-Trac Keel has a larger, deeper design than other boats – for better control whether you're cornering or trolling.



Compare Crestliner's fit and finish to any other brand

With one glance at a Crestliner's smooth-sided style, flawless paint job and awesome fishing features, you see the quality. Under close scrutiny, you discover the meticulous details that serious boaters love – and our competitors envy. From the cutting-edge helm and Pro Form seats to our incredible aerating livewell system, your Crestliner has the features and functions to make every day on the water better than the last.


Whatever you do on the water, do it in a Crestliner

Whether you're a die-hard tournament fisherman, a laid-back recreational boater or someone in between, we've got a Crestliner that's tailor-made just for you. With so many standard features, great colors and impressive options, your Crestliner will be a perfect match for you... and whatever you do on the water.



FACTORY INSTALLED WITH:
 **YAMAHA**


EAGLE SST 2300



A



B



C



D



EAGLE STERNDRIVE 2300

A: Roomy redesigned cabin with padded bunk table, lights, windows and screened hatch opening.

B: The Eagle I/O has outboard auxiliary motor "Pocket" with Electro-Steer for easy, fingertip control.

C: 128-quart cooler, rod holders and skid-resistant vinyl flooring - all standard.

D: The SST model has padded stern jump seat and a handy table that fold conveniently out of the way when not in use.

designed for big-water dependability and style

You're on big water, busting through the search of mammoth kings or lakers, you need a boat that can handle the 23-foot Eagle is that boat. With its rock-solid Tru-V hull, the Eagle gets you quickly and efficiently to any hot spot. Whether you choose the SST (Space Saver Transom) or the I/O with our patented Outboard Motor "Pocket" (complete with fingertip steering), you'll appreciate the Eagle's performance and eye-catching design. In 2002, we made the cockpit and cabin more roomy for improved on-water comfort and convenience. So if you're looking for a boat on hitting the big lakes, visit your local Crestliner dealer and check out the new 2002 Eagle — redesigned for the fish.



SPECIFICATIONS

	2300 Eagle SST	2300 Eagle I/O
Overall Length	23'4" (7.1m)*	22'4" (6.8m)
Maximum Beam	102" (259cm)	102" (259cm)
Max. Transom Beam	102" (259cm)	102" (259cm)
Maximum Depth	51" (130cm)	51" (130cm)
Max. Cockpit Depth	35" (89cm)	35" (89cm)
Approx. Weight	2575# (1068kg)	3455# (1567kg)
Max. Weight Capacity	2400# (1088kg)	2400# (1088kg)
Recommended H.P.	115-230	4.3L-5.0L
Fuel Capacity	83 gal. (314L)	83 gal. (314L)
Alum. Gauge/Bottom	.125	.125
Alum. Gauge/Sides	.090	.090
Alum. Gauge/Transom	.125	.125

Available in Almond Base and all 2002 Crestliner Accent Colors

*Overall length includes SST

SST Transom

Folding Stern Jump Seats & Table

2 Fishing Chairs With Sliders

51-Gallon Aerated Fishwell

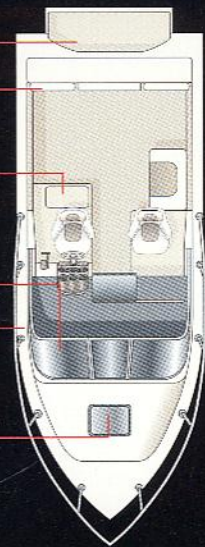
Hydraulic Steering System

Safety Glass Windshield With
Starboard Windshield Wiper

Port/Starboard Cabin Windows

Stainless Steel Welded Bow Rails

Cabin Hatch Opening With
Screen



Outboard Motor "Pocket"

Rod Holders

Skid-Resistant Vinyl Flooring

Dock-Gard Gunnel Bumper

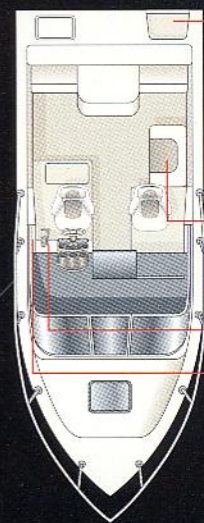
128-Quart Cooler With
Cushion

20+3 Protection Plan

AM/FM Stereo Cassette
With 2 Speakers

12-Volt Power Outlet

Tru-V 17° UniWeld Hull
Design



ADDITIONAL STANDARD FEATURES:

- Custom Dash Panel • Hydraulic Steering System • Concealed Horn • Cabin Light
- Treated Panel Flooring With Lifetime Limited Warranty • Dual Fuel Line Pickup
- Automatic Bilge Pump • Fire Extinguisher • Master Power Switch

OPTIONAL:

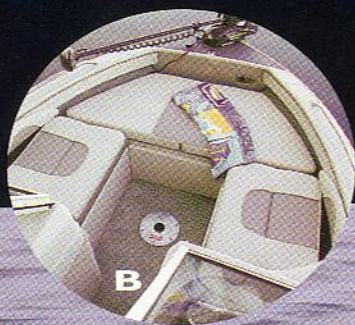
- Foul Weather Curtain • Port Windshield Wiper • Head (Porta-Potti or Pumpout)
- 4 Downrigger Power Outlets • Galley (Sink & Single Burner Stove)
- Stereo (AM/FM/CD Player) With 4 Speakers • Remote Spotlight
- Cockpit Washdown System • Custom Lowrance Fish Locator



PHANTOM SST 1900




A



B



C



D



PHANTOM SST 2100

A: Phantom's conversion bow is perfect for fishing. The Pro-Form II chair and trolling motor panel are ready for serious action.

B: Switching to cushioned backrests for cruising mode is quick and easy.

C: Padded backrests with drink holders - new for 2002.

D: The aerated 27-gallon stern livewell gives you more than enough room to hold the day's catch.

h in luxury, cruise in le. Experience premium antom performance

type who demands the
er people's options are your
equipment. If this sounds like
the Phantom SST is your
knock-down, drag-out
e Phantom features four
ll chairs, a rod locker,
otor panel with 12/24-volt
two large livewells – 20
the bow and a 27-gallon
ng stern livewell with light
After you catch your limit,
converts to a cruising-mode
with cushions and back rests.
ge, stainless steel bow rails,
swim platform and our
Space Saver Transom (SST)
the Phantom's reputation as
s most elite sporting craft.

SPECIFICATIONS

	1900 Phantom SST	2100 Phantom SST
Overall Length	19'2" (5.8m)*	21'2" (6.5m)*
Maximum Beam	95" (241cm)	99" (251cm)
Max. Transom Beam	95" (241cm)	99" (251cm)
Maximum Depth	41" (104cm)	45" (114cm)
Max. Cockpit Depth	27" (69cm)	29" (74cm)
Approx. Weight	1650# (748kg)	1880# (853kg)
Max. Weight Capacity	1625# (737kg)	1925# (873kg)
Recommended H.P.	100-150	115-200
Fuel Capacity	39 gal. (148L)	54 gal. (227L)
Alum. Gauge/Bottom	.100	.100
Alum. Gauge/Sides	.090	.090
Alum. Gauge/Transom	.125	.125

Available in Almond Base and all 2002 Crestliner Accent Colors

*Overall length includes SST

SST Transom With Twin Swim
Platforms & Ladder

4 Pro-Form II Fishing Chairs
And 5 Bases

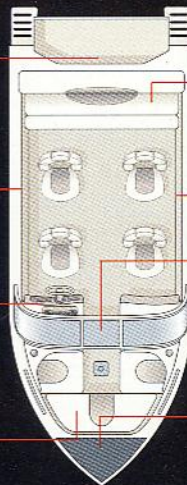
Under-Console Storage

AM/FM/CD Player Stereo With
4 Speakers

Premium Elevated Helm
Console With Custom Panels

Tilt Steering Wheel

Conversion Bow With Storage,
Stainless Steel Bow Rails And A
20-Gallon Aerated Livewell



27-gallon Recirculating Livewell
With Light & Timer Concealed
In Stern Bench Seat

Dock-Gard Gunnel Bumper

Lockable Rod And Gear
Compartments

Walk-Through Sport Windshield
With Safety Glass

Tru-V 17° UniWeld Hull Design

20+3 Protection Plan

Trolling Motor Panel With
12/24-Volt Outlet & Trim Switch

ADDITIONAL STANDARD FEATURES:

- Concealed Horn • Automatic Bilge Pump • Bow Cushions With Backrests
- 12 Volt Power Outlet • Hydraulic Steering System (2100 Only)
- Cockpit Courtesy Lights • Fire Extinguisher • Rod Holders

OPTIONAL:

- Max Pro 2-Bank/15-Amp. Battery Charger • Custom Lowrance Fish Locator
- Northwest Package With Vinyl Floor • Bow Trolling Motor
- Dual Fuel Line Pickup • Accent Color Match Carpet

2003 PLUS

3-Year Hull Warranty
3-Year Bow-To-Stern



A



B



C



D



E



SPORTFISH STERNDRIVE 205

A: Roomy storage compartments everywhere.

B: Patented kicker "Pocket" with Electro-Steer for easy, precise trolling.

C: Protect your Sportfish with a custom travel cover that snaps quickly into place.

D & E: Innovative conversion bow has padded seats and backrests for relaxing — then switches to a sprawling casting deck when it's time to wet a line.



SPORTFISH STERNDRIVE 1850

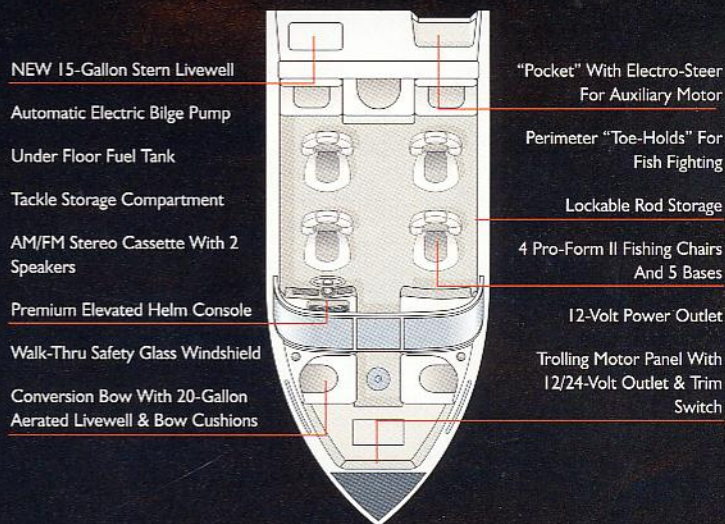
The Sportfish Sterndrive – Family fishing boat and much more

Sportfish I/O keeps the family smiling
er long. It's fast and exhilarating.
h and responsive. It's quiet, fuel-
and meets today's environmental
. And within its sleek, highly-
l style lies a fishing rig complete
w casting platform, dual
ample storage, rod locker and a
olling motor panel. The Sportfish
comes standard with our
kicker "Pocket" for trolling. We
w in a hand-held Electro-Steer
o run your kicker motor. To
daredevils in your family, this
eat for skiing, knee-boarding or
nd for laid-back cruising,
s conversion bow, spacious
d Pro-Form II chairs deliver
comfort. Sportfish I/O...
a boat with multiple
ies. All of them fun.

SPECIFICATIONS

	1850 Sportfish I/O	2050 Sportfish I/O
Overall Length	18'2" (5.5m)	20'1" (6.1m)
Maximum Beam	95" (241cm)	99" (251cm)
Max. Transom Beam	95" (241cm)	99" (251cm)
Maximum Depth	41" (104cm)	45" (114cm)
Max. Cockpit Depth	27" (69cm)	29" (74cm)
Approx. Weight w/3.0L 4 Cyl.	2105# (955kg)	2460# (1116kg)
Max. Weight Capacity	1280# (580kg)	1850# (839kg)
Recommended H.P.	3.0L – 4.3L	3.0L – 5.0L
Fuel Capacity	39 gal. (148L)	54 gal. (204L)
Alum. Gauge/Bottom	.100	.100
Alum. Gauge/Sides	.090	.090
Alum. Gauge/Transom	.125	.125

Available in Almond Base and all 2002 Crestliner Accent Colors



ADDITIONAL STANDARD FEATURES:

- Dock-Gard Gunnel Bumper • Concealed Horn • Stainless Steel Bow Rails
- Tru-V 17° UniWeld Hull Design • Cockpit Courtesy Lights • Fire Extinguisher
- Lockable Glove Box • Rod Savers • Under-Console Storage • Tilt Steering Wheel

OPTIONAL:

- Max Pro 15-Amp 2-Bank Battery Charger • Bow Trolling Motor • Swim Platform
- Custom Lowrance Fish Locator • Custom Travel Cover • Tonneau Cover
- Convertible Sun Top With Boot & Draft Shield • Northwest Package With Vinyl Floor
- AM/FM Stereo CD Player With 4 Speakers • Accent Color Match Carpet

20 PLUS
20-Year Hull Warranty
3-Year Bow-To-Stern



SPORTFISH O/B 1750




SPORTFISH O/B 2050

A: Easy-access cargo storage under console


B: Rod holders in lock storage compartment

C: Find shade or take shelter inside an optional canvas enclosure.

D: Two aerated livewells, a 20-gallon up front and a 15-gallon at the stern.




A



B



C



D



SPORTFISH O/B 1850

Sportfish O/B – designed for angling yet capable of anything

...e and the walleyes are
 ...ankbaits like there's no
 ...v. Sportfish is there. It's high
 ...the kids want the ride of
 ...Sportfish is there. It's dusk
 ...e looking for some quiet
 ...friends. You guessed it,
 ...s there too. If there's a
 ...does it all, the Sportfish
 ...natural. Its conversion bow
 ...n fishing to cruising mode in
 ...A deep, spacious layout
 ...seating locations keep
 ...e crew in total comfort. And
 ...high walk-through
 ...d is a joy when you're at
 ...So if you're looking for a
 ...g fish & ski that does
 ...g, you found it.

SPECIFICATIONS

	1750 Sportfish O/B	1850 Sportfish O/B	2050 Sportfish O/B
Overall Length	17'1" (5.2m)	18'2" (5.5m)	20'1" (6.1m)
Maximum Beam	89" (225cm)	95" (240cm)	99" (251cm)
Max. Transom Beam	89" (225cm)	95" (240cm)	99" (251cm)
Maximum Depth	41" (104cm)	41" (104cm)	45" (114cm)
Max. Cockpit Depth	26" (66cm)	27" (69cm)	29" (74cm)
Approx. Weight	1300# (590kg)	1470# (667kg)	1630# (739kg)
Max. Weight Capacity	1425# (646kg)	1625# (737kg)	1925# (873kg)
Recommended H.P.	90-150	115-175	125-200
Fuel Capacity	31 gal. (117L)	39 gal. (148L)	54 gal. (204L)
Alum. Gauge/Bottom	.100	.100	.100
Alum. Gauge/Sides	.090	.090	.090
Alum. Gauge/Transom	.125	.125	.125

Available in Almond Base and all 2002 Crestliner Accent Colors

EVERY INSTALLED WITH:

YAMAHA

Aerated 15-Gallon Stern Livewell

Perimeter "Toe-Holds"

Electric Bilge Pump

Lockable Side Storage

12-Volt Power Outlet

Premium Elevated Helm Console
With Full Instrumentation

Non-Glare Dash With Walk-Thru
Safety Glass Windshield

Stainless Steel Bow Rails

Trolling Motor Panel
With 12/24-Volt Outlet

Stern Casting Deck With
Battery Storage

16-Oz. Marine Grade Carpet

Roomy Rod Locker

Console Storage

4 Pro-Form II Fishing Chairs
& 7 Bases

Navigation Lights With Bow
Task Light

Conversion Bow With
Backrests And Cup Holders

20-Gallon Aerated Livewell
And Under-Deck Storage

OTHER STANDARD FEATURES:


- Tru-V 17° UniWeld Hull Design • Cockpit Courtesy Lights
- Treated Panel Flooring With Lifetime Limited Warranty • Tilt Steering
- AM/FM Stereo Cassette With 2 Speakers • 20+3 Protection Plan
- Crestliner Graphics Package • Underfloor Fuel Tank

OPTIONAL:

- Max Pro 15-Amp 2-Bank Battery Charger • Accent Color Match Carpet
- Swim Platform • Bow Trolling Motor • Custom Lowrance Fish Locator
- Northwest Package With Vinyl Flooring • AM/FM/CD Stereo With 4 Speakers



A



B



C



D

A: The cargo net storage is great for life jackets, lake maps, snacks or anything you want within easy reach.

B: Under the vast casting deck? A 27 gallon livewell and storage galore!

C: Rod holders protect your valuable graphites and keep them tangle-free.

D: Add an optional swim platform for more summer fun



SUPER HAWK 1800 STERNDRIVE, O/B

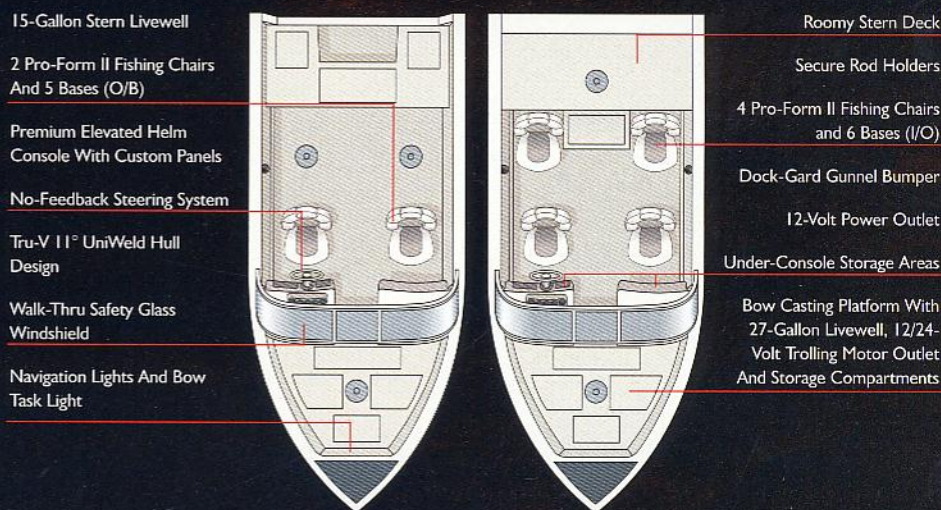
This Super Hawk is wide open for 18 feet of fun

Everything you notice about a Super Hawk 1800 is all the space it offers for fishing and watersports. At nearly 8 feet wide, 18 feet long and 3 feet deep, this is a command center for fun and a lot of boat for the money. As a fishing rig, the Super Hawk 1800 soars with a wide casting platform, livewell with a 27-gallon livewell and a lot of sub-surface storage. As a boat, it's equally able with its 11° UniWeld Hull design to get you out of the hole and gets you home faster than a fiberglass boat. For enjoyable cruising, the Super Hawk sports a roomy cabin with a Euro-style windshield that keeps you in calm comfort, even when you've got it wide open.

SPECIFICATIONS

	1800 Super Hawk O/B	1800 Super Hawk I/O
Overall Length	17'11" (5.5m)	17'11" (5.5m)
Maximum Beam	94.5" (240cm)	94.5" (240cm)
Max. Transom Beam	94.5" (240cm)	94.5" (240cm)
Maximum Depth	36" (91cm)	36" (91cm)
Max. Cockpit Depth	27" (69cm)	27" (69cm)
Approx. Weight	1130# (512kg)	2100# (952kg)
Max. Weight Capacity	1600# (726kg)	1130# (512kg)
Recommended H.P.	90-150	3.0L
Fuel Capacity	29 gal. (110L)	29 gal. (110L)
Alum. Gauge/Bottom	.090	.090
Alum. Gauge/Sides	.080	.080
Alum. Gauge/Transom	.125	.125

Available in Almond Base and all 2002 Crestliner Accent Colors



OTHER STANDARD FEATURES:


- Concealed Horn • 16-Oz. Marine Grade Carpet • Transom Scuppers • Bilge Pump
- Treated Panel Flooring With Lifetime Limited Warranty • 20+3 Protection Plan

OPTIONAL:


- Max Pro 15-Amp 2-Bank Battery Charger • Bow Trolling Motor • Accent Color Match Carpet
- Stereos (AM/FM/Cassette w/2 Speakers or AM/FM/CD w/4 Speakers) • Swim Platform
- Recirculating System With Light And Timer For Bow Livewell • Tilt Steering Wheel
- Custom Lowrance Fish Locator • Northwest Package With Vinyl Floor




SUPER HAWK 1600 O/B



A



B



C



D

A: The Super Hawk 1700 has a great 15-gallon stern livewell to complement the 27-gallon livewell in the bow.

B: Big deck doors provide easy access to under-bow storage areas.

C: Handy under-console storage for your fishing or boating essentials.

D: New Pro-Form II fishing chairs combine an ergonomic design with durability and great looks.



SUPER HAWK 1700 O/B

Quality and affordability make the Super Hawk best-seller

Our customers absolutely love the Super Hawk 1700 & 1600, and for good reasons. They're big and comfortable, fast and agile, and deep enough to carve through rough water. And they're completely ready for fishing with huge livewells, ample storage space, rod holders and more. The Super Hawk also features a wrap-around windshield that's stronger than the windshields found on competitive boats – so you'll stay warmer and drier when the weather is less than perfect. Visit your local Crestliner dealer and look at the 16 and 17-foot Super Hawk. What you see will floor you at a price that won't.

SPECIFICATIONS

	1600 Super Hawk	1700 Super Hawk
Overall Length	16'3" (5.0m)	16'10" (5.1m)
Maximum Beam	87" (221cm)	88" (224cm)
Max. Transom Beam	87" (221cm)	88" (224cm)
Maximum Depth	35" (89cm)	35" (89cm)
Max. Cockpit Depth	26" (66cm)	26" (66cm)
Approx. Weight	1000# (454kg)	1125# (510kg)
Max. Weight Capacity	1295# (587kg)	1305# (591kg)
Recommended H.P.	50-90	70-115
Fuel Capacity	18 gal. (68L)	18 gal. (68L)
Alum. Gauge/Bottom	.090	.090
Alum. Gauge/Sides	.080	.080
Alum. Gauge/Transom	.125	.125

Available in Almond Base and all 2002 Crestliner Accent Colors

Aerated 15-Gallon Stern Livewell (1700 Only)

Storage Compartments Aft

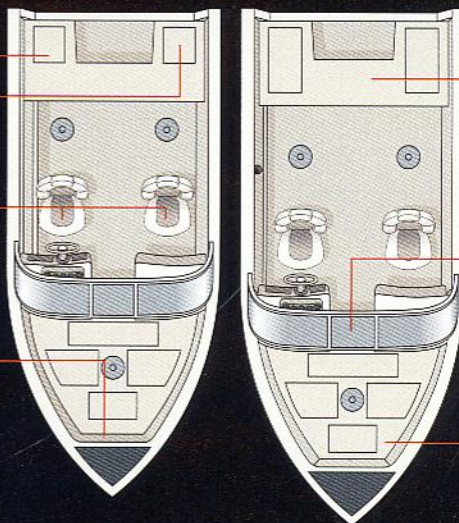
Dock-Gard Gunnel Bumper

2 Pro-Form II Fishing Chairs And 5 Bases

Under-Console Storage Areas

Tru-V 11° UniWeld Hull Design

Navigation Lights And Bow Task Light



Stern Casting Deck Features Battery Storage Compartments

Bilge Pump

Rod Holders And Locking Door

Sport Walk-Thru, Safety Glass Windshield

12-Volt Power Outlet

Bow Casting Platform With 27-Gallon Livewell, Storage Compartments And 12/24-Volt Trolling Motor Outlet


OTHER STANDARD FEATURES:

- Concealed Horn • 16-Oz. Marine Grade Carpet • Drink Holders • Locking Glove Box
- Treated Panel Flooring With Lifetime Limited Warranty • 20+3 Protection Plan

OPTIONAL:

- Max Pro 15-Amp 2-Bank Battery Charger • Bow Trolling Motor
- Stereos (AM/FM/Cassette w/2 Speakers or AM/FM/CD w/4 Speakers)
- Tilt Steering Wheel • Custom Lowrance Fish Locator • Swim Platform
- Northwest Package With Vinyl Floor • Accent Color Match Carpet
- Recirculating System With Light And Timer For Bow Livewell


20 PLUS
3-Year Hull Warranty
3-Year Bow-To-Stern



MERCURY
OptiMax

TEAM
CRESTLINE


e designed the Crestliner
urnament Series for the
st anglers in the world.



Are you one of them?

When you fish for a living, you need the best equipment to stay competitive. That's why more leading professional anglers are switching to Crestliner's awesome Tournament Series.

Wherever you look in, around or under these angling masterpieces, you'll find innovations you won't see on competitive boats – like our superior Flow-Rite™ Livewell/Baitwell System, Quick Shot™ Transom and TruTrac™ Center Keel for unsurpassed planing, cornering and trolling control. Whether



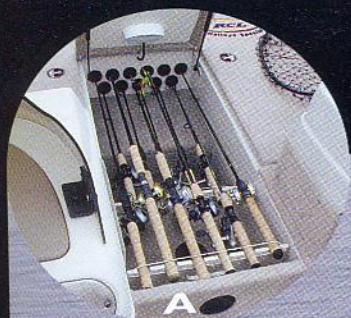
Quick Shot™ Transom

you're a seasoned professional angler or someone who fishes like one, you'll find the best of everything in a Crestliner Tournament Series.

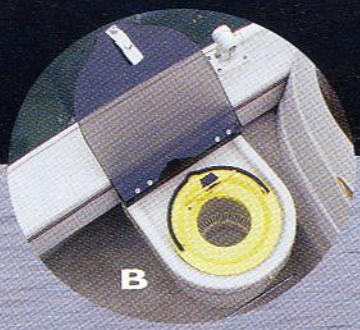
For 2002, we're pleased to offer three distinct Tournament Series packages. The RCL Special Edition is the best of the best, with every feature you could hope for. Its tourney-tailored layout makes a serious statement on the water... that you live for walleye fishing. The Tournament Series 202 is the foundation from which the RCL was created, with breakthrough features that maximize your productivity on the water. For fishermen looking for a more compact value, the Tournament Series 182 delivers all the innovations in a smaller design.



Check out Crestliner's Tournament Series today. And look for our crew at the next walleye tournament in your area.



A: What an awesome rod management system! It cradles 11 rods so you can change equipment and tactics in an instant.



B&C: Our Flow-Rite™ Livewell/Baitwell system is as good as it gets. A timer, lights, bait pails... it's got everything.



D&E: The RCL has a gigantic bow casting deck with custom carpet graphics throughout the boat.



F: The helm is totally loaded with a battery monitoring system, master power switch, 12-volt power outlet and more.

G: Talk about storage. Tournament fishermen need to be prepared for anything, the the RCL gives them the room they need.

TOURNAMENT SERIES 202 RCL



You can own Rick and Norb's Crestliner RCL



Leading walleye pros Rick Olson and Norb Wallock both fish the RCL Special Edition.

According to Rick, "The RCL is the smartest, most decked-out rig on tour." And Norb says "I can fish any boat out there, so naturally I chose the one that's gonna help me win tournaments. When I saw the RCL, there was no contest."

That's strong praise from two of the most respected men on the professional walleye circuit. With one glance at the RCL's unique layout, Flow-Rite™ Livewell & Baitwell System, Quick-Shot™ transom and ingenious storage, it's clear that this boat is made for highly-competitive walleye addicts. If that's you, then act quickly. Because these are limited-edition machines. And they'll go fast!

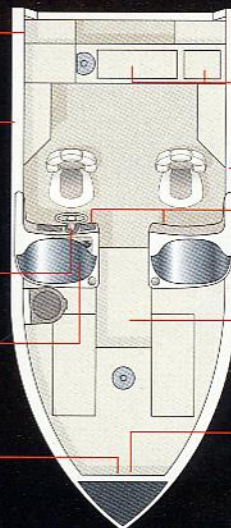
SPECIFICATIONS

TS 202 RCL

Overall Length	20'2" (6.1m)
Maximum Beam	100-1/2" (255cm)
Max. Transom Beam	100-1/2" (255cm)
Maximum Depth	41" (104cm)
Max. Cockpit Depth	22-3/4" (58cm)
Approx. Weight	1425# (646kg)
Max. Weight Capacity	2100# (952kg)
Recommended H.P.	115-225
Fuel Capacity, Overall	60 gal. (227L) 55 gal. main/5 gal. reserve
Alum. Gauge/Bottom	.125
Alum. Gauge/Sides	.090
Alum. Gauge/Transom	.125

Available in Almond Base and all 2002 Crestliner Accent Colors; Mocha Carpet with Custom Logos

Stern Trolling Motor Outlet
Tru-V 17° UniWeld Hull Design With Quick-Shot™ Transom And TruTrac™ Center Keel
Reserve Fuel Reservoir
12-Volt Power Outlet
Hydraulic Steering System With Tilt Wheel
Premium Elevated Consoles With Custom Panels
Master Power Switch
Navigation Lights And Bow Task Light



Our Flow-Rite™ System Features A 27-Gallon Livewell, Two Baitwells, Lights, Timer And Remote Drainage
Dual Fuel Line Pick-Up
Side Storage Compartments
Removable, Slide-Out Tackle Trays
Auxiliary Battery Compartment
Exclusive Rod Management System And Light
Pull-Up Stainless Steel Deck Cleats
Heavy-Duty 12/24-Volt Trolling Motor Outlet And Trim Switch

OTHER STANDARD FEATURES:

- Battery Monitoring System • Cockpit Courtesy Lights • Cargo Netting
- AM/FM/Cassette Stereo With 2 Speakers • Custom Carpet Logos
- Rod Savers • Pro-Form II Fishing Chairs • 20+3 Protection Plan

OPTIONAL:

- Max Pro 15-Amp 2-Bank Or 3-Bank Battery Charger • Bow Trolling Motor
- Custom Lowrance Fish Locator • Northwest Package With Vinyl Floor
- Custom Travel Cover • Hydro-Flow High-Speed Freshwater Pick-Up





A



B



C




D

A: 2 aerated baitwells with pails keep minnows lively.

B: Great cargo net storage under the bow gunnels.


C: The optional passenger console has cargo net storage underneath and a locking glove box on top.

D: Hydraulic steering tilt wheel, stereo, master power switch, all standard equipment.



E

E: Roomy rod locker suspends your outfits for quick, tangle-free access.



TOURNAMENT SERIES 202 DC/SC

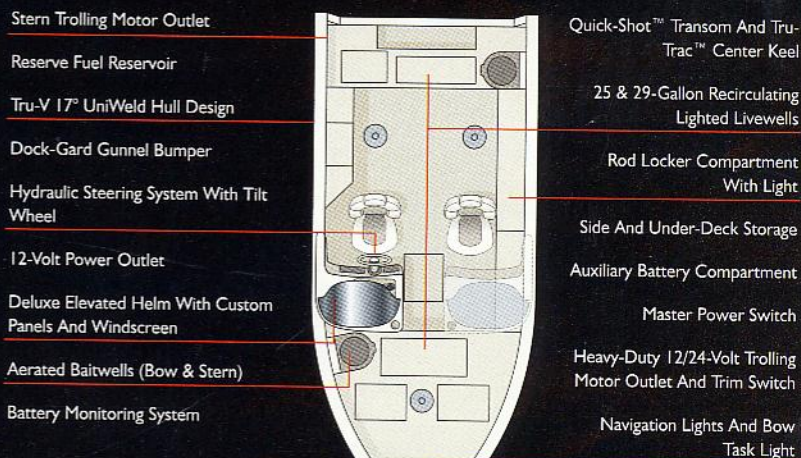
Over 140 square feet of Nothing innovation, get to a Tournament 202

Tournament Series 202 is a big, deep, commanding command center created for anglers. We designed it with help from fishing tournament pros and top anglers. We insisted that we tend to every detail, right down to a task light and rod locker. The 202 has the best visibility on the inside. Two livewells, baitwells, integrated tackle trays, and storage, a battery monitoring system. The list of innovations goes on and on. You can even outfit this model with a full windshield for ultimate comfort and protection from the elements. On the inside, the UniWeld hull, TruTrac™ center console, Quick-Shot™ transom work for boat control like you've never experienced before. The 202 is more than a boat. It's a weapon. Because you're not just an angler. You're a competitor.

SPECIFICATIONS

	TS 202 SC/TS 202 DC
Overall Length	20'2" (6.1m)
Maximum Beam	100-1/2" (255cm)
Max. Transom Beam	100-1/2" (255cm)
Maximum Depth	41" (104cm)
Max. Cockpit Depth	22-3/4" (58cm)
Approx. Weight	1425# (646kg)
Max. Weight Capacity	2100# (952kg)
Recommended H.P.	115-225
Fuel Capacity, Overall	60 gal. (227L) 55 gal. main/5 gal. reserve
Alum. Gauge/Bottom	.125
Alum. Gauge/Sides	.090
Alum. Gauge/Transom	.125

Available in Almond Base and all 2002 Crestliner Accent Colors



OTHER STANDARD FEATURES:

- Cockpit Courtesy Lights • Rod Savers • Cargo Netting
- AM/FM/Cassette Stereo With 2 Speakers • 20+3 Protection Plan
- 2 Pro-Form II Fishing Chairs With 5 Bases • Dual Fuel Line Pick-Up


OPTIONAL:

- Max Pro 15-Amp 2-Bank Or 3-Bank Battery Charger • Bow Trolling Motor
- Custom Lowrance Fish Locator • Northwest Package With Vinyl Floor
- Custom Travel Cover • Hydro-Flow High-Speed Freshwater Pick-Up







182 TOURNAMENT SERIES SC



A



B



C



D

A: Bow trolling motor panel with 12/24-volt outlet and trim switch.

B: Convenient slide-out tackle trays.

C: Spacious battery storage compartment.

D: The most impressive baitwell system in the industry.



182 TOURNAMENT SERIES DC



Tournament Series 182 in Ron Schara's "Minnesota Backroads with Ron" television shows

It's like the 202's kid brother... same lineage but slightly smaller

Plenty of serious anglers want a tournament-caliber fishing boat that's sized for easy towing.

The Tournament

182 is that boat. It has all the features and ship of its big brother – the 202 – scaled to a dynamite 18-foot design. You can count on your 182 for roominess, dependability and matching conveniences like the exclusive Tru-Trac™ Livewell/Baitwell System, quick-access storage, built-in tackle trays and all the other Tournament Series features. The 182 is the only Tournament Series available in a tiller, for those who prefer the open floor plan of a console design. Check out the Tournament 182... it's the sweetest 18-foot fishing boat you'll ever find.

SPECIFICATIONS

TS 182/TS 182 SC/TS 182 DC

Overall Length	18'2" (5.5m)
Maximum Beam	95" (241cm)
Max. Transom Beam	95" (241cm)
Maximum Depth	37" (94cm)
Max. Cockpit Depth	20" (51cm)
Approx. Weight	1280# (580kg)
Max. Weight Capacity	1425# (646kg)
Recommended H.P.	60-90 Tiller 90-175 Console
Fuel Capacity	39 gal. (148L) 34 gal. main/5 gal. reserve
Alum. Gauge/Bottom	.125
Alum. Gauge/Sides	.090
Alum. Gauge/Transom	.125

Available in Almond Base and all 2002 Crestliner Accent Colors

Reserve Fuel Reservoir

Tru-V 17° UniWeld Hull Design

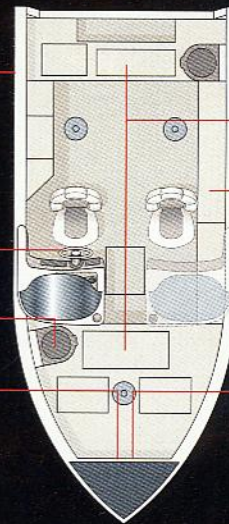
12-Volt Power Outlet

Deluxe Elevated Helm With Windscreen (SC Model)

No-Feedback Steering System With Tilt Wheel

Aerated Flow-Rite™ Baitwells (Bow & Stern) With Bait Pails

Navigation Lights And Bow Task Light



Tru-Trac™ Center Keel And Quick-Shot™ Transom

25 & 29-Gallon Recirculating Flow-Rite™ Livewells

Lockable Rod Management System With Light

Side Dry Storage Compartment

Auxiliary Battery Compartment

Removable Tackle Trays

Heavy-Duty 12/24 volt Trolling Motor Outlets Bow & Aft

FACTORY INSTALLED WITH:




OTHER STANDARD FEATURES:

- Cargo Netting (Bow) • Casting Platform With Storage Compartments
- Cockpit Courtesy Light • Dock-Gard Gunnel Bumper • Rod Savers
- AM/FM/Cassette Stereo With 2 Speakers • 20+3 Protection Plan
- 2 Pro-Form II Fishing Chairs • Dual Fuel Line Pick-Up


OPTIONAL:

- Max Pro 15-Amp 2-Bank Or 3-Bank Battery Charger • Bow Trolling Motor
- Custom Lowrance Fish Locator • Northwest Package With Vinyl Floor
- Custom Travel Cover • Hydro-Flow High-Speed Freshwater Pick-Up

A: Big-time storage under the bow deck for your gear.



B: You'll love the 24-gallon stern livewell with bait pail.



C: Rod Savers prevent rods from bouncing and tangling.



D: Large driver-side storage compartment. Really handy!



FISH HAWK 1850 DC/SC

You asked for an 18-foot Fish Hawk and it's here for 2002

g 18' 3" with a 95.5" beam, Fish Hawk has the muscle to power through water. And it has the agility for maneuvering and easy docking. Slide behind the 1850 SC's side console. Experience the protection of a wind screen as the Fish Hawk reads its wings. Feel the Tru-V hull's responsiveness as it glides through the waves. When you get on board, you'll appreciate Fish Hawk's long list of features, including: large dual livewells (with stern bait pail), a locking casting platform with rod savers, large bow casting platform with generous storage compartments, Pro-Form II fishing chairs with multiple base locations, a motor outlet, navigation lights, and much more. You asked for Fish Hawk 1850 SC and we've got it for you. It's your big time.

SPECIFICATIONS

	Fish Hawk 1850 SC/1850 DC
Overall Length	18'3" (5.6m)
Maximum Beam	95-1/2" (243cm)
Max. Transom Beam	95-1/2" (243cm)
Maximum Depth	35" (89cm)
Max. Cockpit Depth	24" (61cm)
Approx. Weight	1300# (590kg)
Max. Weight Capacity	1359# (616kg)
Recommended H.P.	70-150
Fuel Capacity	31 gal. (117L)
Alum. Gauge/Bottom	.100
Alum. Gauge/Sides	.090
Alum. Gauge/Transom	.125

Available in Almond Base and all 2002 Crestliner Accent Colors

24-Gallon Aerated Stern Livewell With Baitpail

X.G.S. (Extruded Gunnel System)

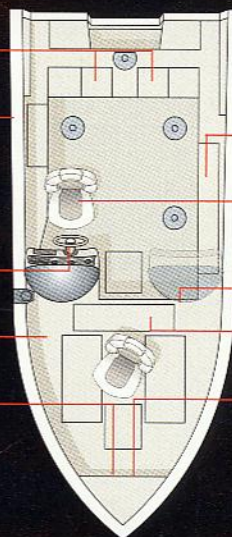
Tru-V 11° UniWeld Hull Design

Aero-Flo Helm With Quick Connect Windscreen

No-Feedback Steering System

Casting Platform With Under-Deck Storage Compartments

Navigation Lights And Bow Task Light



Electric Bilge Pump

Treated Panel Flooring With Lifetime Limited Warranty

Lockable Rod Locker

2 Pro-Form II Fishing Chairs And 6 Bases

Rod Savers

12-Volt Power Outlet

27-Gallon Aerated Bow Livewell

12/24-Volt Bow Trolling Motor Outlet With Trim Switch

OTHER STANDARD FEATURES:

- Dock-Gard Gunnel Bumper • Stern Battery Storage Compartments • Transom Scuppers • Concealed Horn • 16-Oz. Marine Grade Carpet • Safety Grab Handle


OPTIONAL:

- Max Pro 15-Amp 2-Bank Battery Charger • Bow Trolling Motor • Port Console With Windscreen • Custom Lowrance Fish Locator • Custom Travel Cover • Accent Color Match Carpet • Northwest Package With Vinyl Floor • Stern Trolling Motor Outlet • Tilt Steering • Stereos (AM/FM/Cassette w/2 Speakers or AM/FM/CD w/4 Speakers) • Recirculating System With Light & Timer For Bow Livewell






FISH HAWK 1750 DC




A

A: Great legroom, storage and comfort behind these consoles.



B

B: The Aero-Flo helm looks as great as it performs.



C

C: Rod storage compartment locks to protect your valuable gear.



D

D: New Pro-Flo chairs. Nice.



FISH HAWK 1750 SC

The most popular fishing boat in Crestliner history

Performance of our Fish Hawk 1750 is unrivaled. Which is why you can travel anywhere by any lake, river or reservoir in America and find Fish Hawks out there catching walleyes, pike, bass, musky and other species of game fish. Compare any other boat in its class and you'll see why the Fish Hawk has such a reputation. Standard features include a livewell, aerated baitwell, locking storage compartment, Pro-Form II fishing chairs, 12-volt accessory plug-in, bilge pump, navigation lights, a bow task light and other amenities. The UniWeld hull with reverse-chine design lets you on-plane quickly and spray out and away for a dry ride. Whether you decide on a single-console, dual console or tri-console, you'll find that the Fish Hawk 1750 is as serious about making your trip as you are.

SPECIFICATIONS

	Fish Hawk 1750/1750 SC/1750 DC
Overall Length	17'2" (5.2m)
Maximum Beam	91" (231cm)
Max. Transom Beam	91" (231cm)
Maximum Depth	35" (89cm)
Max. Cockpit Depth	24" (61cm)
Approx. Weight	1100# (499kg)
Max. Weight Capacity	1450# (658kg)
Recommended H.P.	40-80 Tiller 40-115 Console
Fuel Capacity	26 gal. (98L)
Alum. Gauge/Bottom	.090
Alum. Gauge/Sides	.080
Alum. Gauge/Transom	.125

Available in Almond Base and all 2002 Crestliner Accent Colors

X.G.S. (Extruded Gunnel System)

Aerated Baitwell (Starboard)

12-Volt Power Outlet

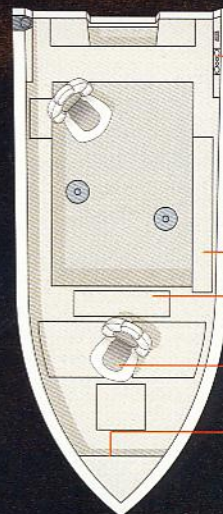
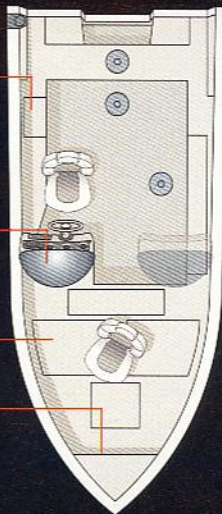
Rod Savers

Custom Aero-Flo Helm With Quick Connect Windscreen

Tru-V 11° UniWeld Hull Design

Casting Platform With Storage Compartments

Navigation Lights And Bow Task Light



Custom Dash Panel (Tiller Model)

12-Volt Power Outlet

Electric Bilge Pump

Treated Panel Flooring With Lifetime Limited Warranty

Lockable Rod Locker

27-Gallon Aerated Livewell

2 Pro-Form II Fishing Chairs & 5 Bases (4 bases Tiller Model)

12/24-Volt Bow Trolling Motor Outlet And Trim Switch

OTHER STANDARD FEATURES:

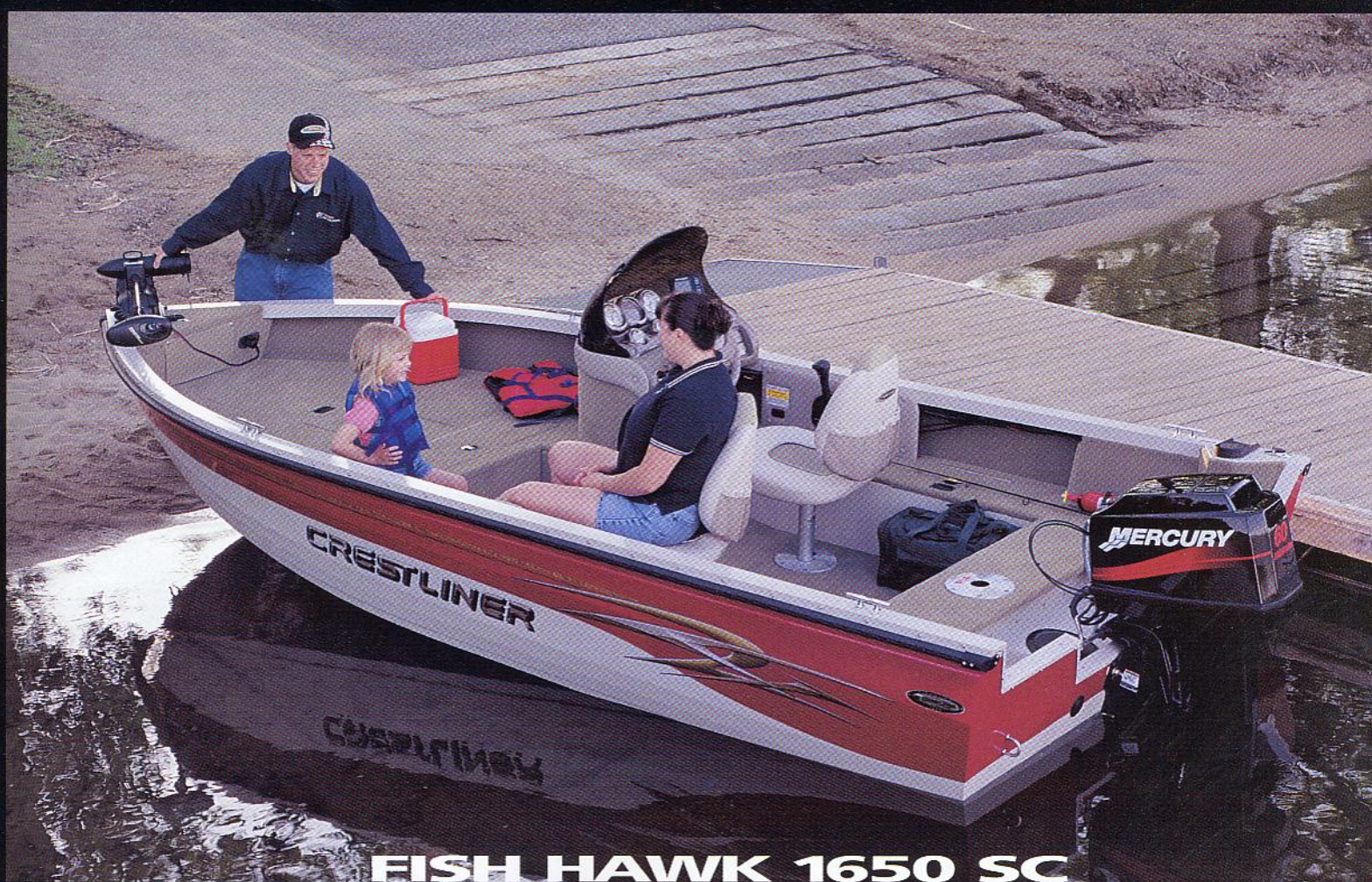
- Dock-Gard Gunnel Bumper • Stern Battery Storage Compartments
- 16-Oz. Marine Grade Carpet • Under-Console Storage

OPTIONAL:

- Max Pro 15-Amp 2-Bank Battery Charger • Bow Trolling Motor • Port Console With Windscreen
- Northwest Package With Vinyl Floor • Recirculating System With Light & Timer For Bow Livewell
- Tilt Steering • Custom Lowrance Fish Locator • Accent Color Match Carpet • Custom Travel Cover
- Stereos (AM/FM/Cassette/2 Speakers or AM/FM/CD/4 Speakers) • Stern Trolling Motor Outlet

FACTORY INSTALLED WITH:

YAMAHA




FISH HAWK 1650 SC



FISH HAWK 1650 TILLER




A



B



C



D

A: Add an optional travel cover for protection and great look on and off the water.

B: Aerated starboard baitwell.

C: The tiller model features a custom dash panel and room for your electronics.

D: Order your Fish Hawk with an optional AM/FM/Cassette stereo and two speakers.

deep and decked-out, is hard to believe this is 16-footer

u walk around a spacious Fish Hawk 1650, with a depth of 35" and a beam of 87" beam, you'd swear it was a 20-foot boat. We designed the layout to maximize every square inch of this compact fishing craft. Storage is abundant under the decks, along with a rod locker beneath the console (on the starboard side) and practically everywhere else. As perfect for trolling as it is for fishing, the 1650 offers a large livewell, a casting platform, rod locker, multiple seat bases and every fishing convenience you could want from Crestliner. Naturally, the hull is finished with the X.G.S. (Extruded Gunnel System) carries our 20+3 Protection Plan. So this summer, hit the water with confidence in a side console fishing boat like the Fish Hawk 1650 – a compact boat with big capabilities.

SPECIFICATIONS

Fish Hawk 1650/1650 SC

Overall Length	16'0" (4.8m)
Maximum Beam	87" (221cm)
Max. Transom Beam	87" (221cm)
Maximum Depth	35" (89cm)
Max. Cockpit Depth	24" (61cm)
Approx. Weight	880# (399kg)
Max. Weight Capacity	1200# (544kg)
Recommended H.P.	25-60 Tiller 25-90 Console
Fuel Capacity	18 gal. (68L)
Alum. Gauge/Bottom	.090
Alum. Gauge/Sides	.080
Alum. Gauge/Transom	.125

Available in Almond Base and all 2002 Crestliner Accent Colors

Aerated Baitwell (Starboard)

Crestliner Graphics Package

16 oz. Marine Grade Carpet

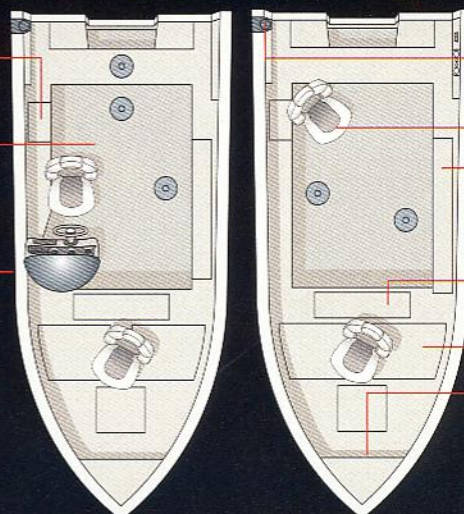
Dock-Gard Gunnel Bumper

X.G.S. (Extruded Gunnel System)

Tru-V 11° UniWeld Hull Design

Navigation Lights And Bow Task Light

20+3 Protection Plan



Stern Fuel Tank

2 Pro-Form II Fishing Chairs And 5 Bases (4 bases Tiller Model)

Lockable Rod Locker

Treated Panel Flooring With Lifetime Limited Warranty

27-Gallon Aerated Livewell

Casting Platform With Storage Compartments

12-Volt Power Outlet

OTHER STANDARD FEATURES:

- Aero-Flo Helm With Quick Connect Windscreen • Fire Extinguisher • Transom Scupper
- Electric Bilge Pump • Troll Motor Panel With 12/24-Volt Outlet And Trim Switch • Rod Savers
- Custom Dash Panel (Tiller Model) • Stern Battery Compartments • Under-Console Storage (SC)


OPTIONAL:

- Max Pro 15-Amp 2-Bank Battery Charger • Bow Trolling Motor • Port Console With Windscreen
- Northwest Package With Vinyl Floor • Recirculating System With Light & Timer For Bow Livewell
- Stereos (AM/FM/Cassette/2 Speakers or AM/FM/CD/4 Speakers) • Stern Trolling Motor Outlet
- Custom Lowrance Fish Locator • Accent Color Match Carpet • Custom Travel Cover • Tilt Steering

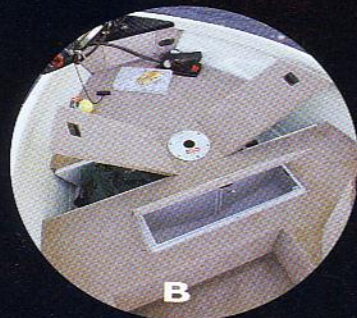
20 PLUS
20-Year Hull Warranty
3-Year Bow-To-Stern



ANGLER 1600 SC



A



B



C



D

A: Lockable, full-length rod storage compartment.

B: A big bow casting deck with trolling motor outlet, 23-gallon aerated livewell and twin storage compartments.

C: Pro-Form I fishing chairs have cargo net pockets on the back for maps and other gear.

D: Tuck-under starboard storage area provides additional stern casting space.



ANGLER 1600 TILLER

Deciding between a Fish Hawk 1650 and an Angler 1600? The new Angler 1600 meets you in the middle

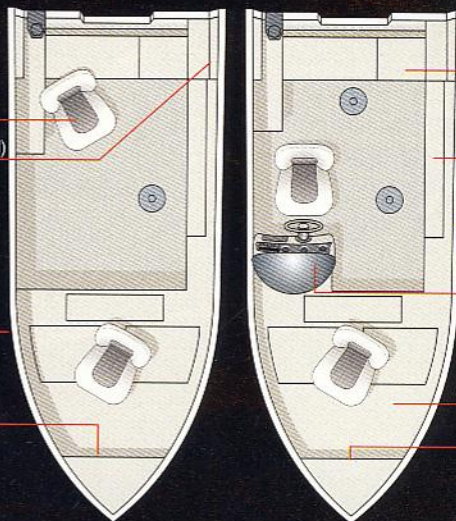
Looking at a hybrid boat that bridges the gap between FISH HAWK performance and ANGLER value. It's the Angler 1600 and it gives you everything you need in a fishing boat, including a 17-gallon livewell and cavernous storage space. The comfortable Pro-Form 1 fishing chairs. This "mini-Fish Hawk" also features a built-in 17-gallon fuel tank and a rod locker. Other standard features include a bow trolling motor, navigation lights and an electric bilge pump. You can get your Angler 1600 in either console or tiller configuration to suit your fishing style. Whatever your choice, you can rely on this Angler 1600 to live up to its name. Because after all, it's a Crestliner!

SPECIFICATIONS

	Angler 1600/1600 SC
Overall Length	16'0" (5.0m)
Maximum Beam	82" (193cm)
Max. Transom Beam	82" (193cm)
Maximum Depth	35" (85cm)
Max. Cockpit Depth	22" (56cm)
Approx. Weight	860# (390kg)
Max. Weight Capacity	1200# (544kg)
Recommended H.P.	25-60 Tiller 25-75 Console
Fuel Capacity	17 gal. (64L)
Alum. Gauge/Bottom	.090
Alum. Gauge/Sides	.080
Alum. Gauge/Transom	.125

Available in Almond Base and select 2002 Crestliner Accent Colors

Treated Panel Flooring With Lifetime Limited Warranty
 2 Pro-Form 1 Fishing Chairs & 4 Bases (3 Bases Tiller Model)
 Custom Switch Panel (Tiller Model)
 Electric Bilge Pump
 16-Oz. Marine Grade Carpet
 Starboard Storage Compartment
 11° Tru-V UniWeld Hull Design
 4 Deck Cleats
 Navigation Lights/Bow Task Light
 20+3 Protection Plan



Level Flotation
 Stern Battery Storage
 Fire Extinguisher
 Lockable Rod Locker
 Baked Armor-Guard Paint With Crestliner Graphics Package
 Aero-Flo Helm With Quick Connect Windscreen (SC)
 23-Gallon Aerated Bow Livewell
 Casting Platform With Storage Compartments
 12/24-Volt Trolling Motor Outlet

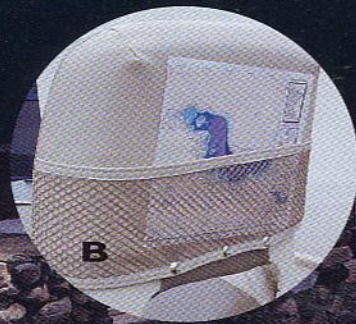
OPTIONAL:

- Max Pro 15-Amp 2-Bank Battery Charger
- Bow Trolling Motor
- Concealed Horn
- Northwest Package With Vinyl Floor
- AM/FM/Cassette Stereo With 2 Speakers
- Custom Lowrance Fish Locator
- Accent Color Match Carpet
- Custom Travel Cover
- Butt Seat With 27" Pedestal For Bow

20 PLUS
 20-Year Hull Warranty
 3-Year Bow-To-Stern




A



B



C



D

Features you'd expect on much more expensive boats, like:

A: Navigation lights with bow task light.

B: Convenient cargo net storage.

C: Sophisticated console, dash, sport wheel and tinted windscreen.

D: Comfortable Pro-Form I fishing chairs



FACTORY INSTALLED WITH:



ANGLER 14 TILLER/16 SC

The Angler proves that deep, wide, fishing performance within any budget

...a word that describes the Crestliner's "value." You simply can't find a better all-welded aluminum rig with this list of features. You get full carpeted floors, a huge casting platform with plenty of sub-storage, comfortable Pro Form I fishing chairs, a large aerated livewell, a 12/24-volt trolling motor outlet, navigation lighting with a task light and so much more. Whether you choose a 14 or 16-footer, with a tiller or Aero-Flo console, you'll find that these boats can exceed any competitive boat — dollar-for-dollar.

ANGLER 14 SC



ANGLER 16 TILLER

SPECIFICATIONS

	Angler 14/14 SC	Angler 16/16 SC
Overall Length	14'6" (4.4m)	16'6" (5.0m)
Maximum Beam	72" (183cm)	76" (193cm)
Max. Transom Beam	72" (183cm)	76" (193cm)
Maximum Depth	33.5" (85cm)	33.5" (85cm)
Max. Cockpit Depth	22" (56cm)	22" (56cm)
Approx. Weight	654# (297kg)	704# (319kg)
Max. Weight Capacity	1010# (458kg)	1000# (433kg)
Recommended H.P.	15-35	15-50
Fuel Capacity	Portable	Portable
Transom Height	20"	20"
Alum. Gauge/Bottom	.080	.080
Alum. Gauge/Sides	.080	.080
Alum. Gauge/Transom	.090	.090

Available in Almond Base and select 2002 Crestliner Accent Colors

Treated Panel Flooring With Lifetime Limited Warranty

Custom Switch Panel (Tiller)

Crestliner Graphics Package

Lockable Rod Locker

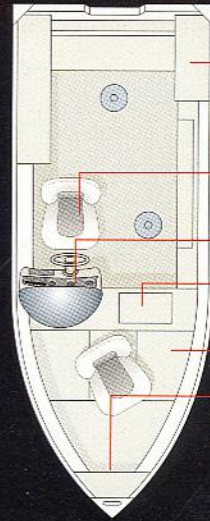
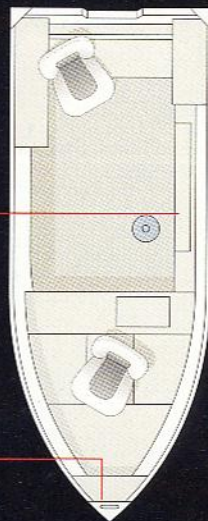
Electric Bilge Pump

Tru-V UniWeld Hull Design

Welded Extruded Center Keel

20+3 Protection Plan

Navigation Lights With Bow Task Light



Level Flotation

16-Oz. Marine Grade Carpet

2 Pro-Form I Fishing Chairs & 4 Bases (3 Bases, Tiller Model)

Aero-Flo Helm With Quick Connect Windscreen (SC)

23-Gallon Aerated Bow Livewell

Casting Platform With Storage Compartments

12/24 volt Trolling Motor Outlet

OPTIONAL:


- Bow Trolling Motor • Custom Lowrance Fish Locator • Concealed Horn
- Northwest Package With Vinyl Floor • Pro-Form I Fishing Chair w/Pedestal



CX BASS 1860




A: The custom cockpit has a tinted Aero-Flo windscreen and easy-to-see instruments.



B: Loads of storage beneath the huge casting deck.



C: Dual-access 29-gallon stern livewell.



D: A big locker for your casting rods.



CX BASS 1754/1650

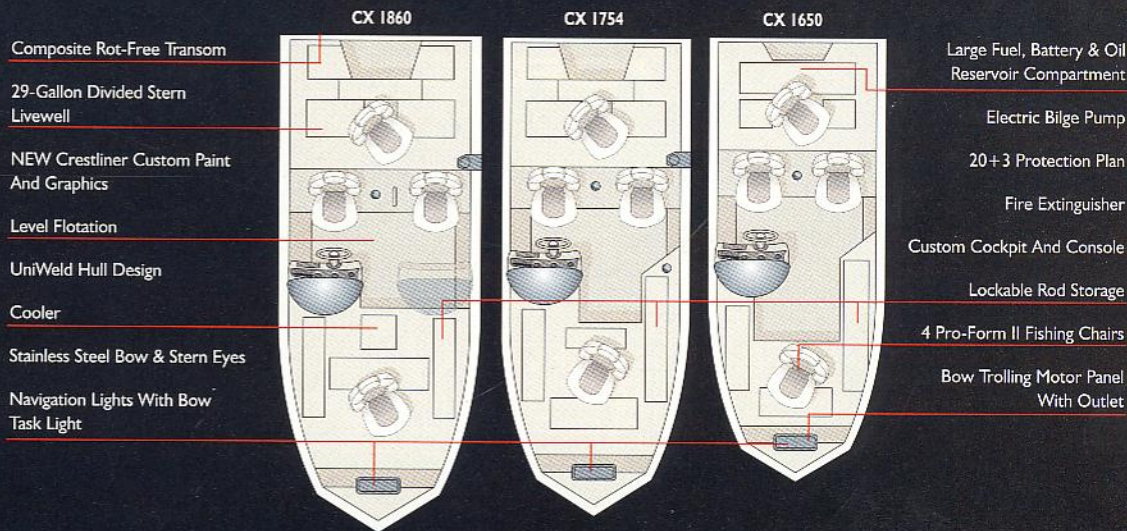
With a bold new look for 2002, the CX gives you the performance of a glass bass boat – without the big price tag

is a lightweight bass fishing boat that gets you across open water with high, dry, phenomenal performance even if your running a lower horsepower. When you reach the shallows, the shallow-riding V-hull glides through heavy cover with effortless precision. As for storage and fishing accessories, the CX has it all. From livewell and rod storage to the cockpit and Pro-Form II, the CX delivers on every "must." Best of all, the CX gives you vast storage and Crestliner's warranty... all for a fraction of what you'd spend on a heavy rig.

SPECIFICATIONS

	CX 1650	CX 1754	CX 1860
Overall Length	16' (4.9m)	17' (5.2m)	18' (5.5m)
Maximum Beam	71" (180cm)	76" (193cm)	81" (206cm)
Bottom Width	50" (127cm)	54" (137cm)	60" (152cm)
Approx. Weight	700# (317kg)	800# (363kg)	1000# (454kg)
Max. Weight Capacity	900# (397kg)	1080# (490kg)	1265# (567kg)
Recommended H.P.	25-70	30-90	50-130
Fuel Capacity	Portable	22 gal. (83L)	22 gal. (83L)
Alum. Gauge/Bottom	.100	.100	.100
Alum. Gauge/Sides	.100	.100	.100

Available in Almond Base and all 2002 Crestliner Accent Colors



OPTIONAL:

- Max Pro 15-Amp 2-Bank Battery Charger
- Bow Trolling Motor
- Custom Lowrance Fish Locator
- AM/FM Stereo Cassette With 2 Speakers
- Exchange Bow Pedestal Seat For Butt Seat With Pedestal

20 PLUS
0-Year Hull Warranty
3-Year Bow-To-Stern



SPORTSMAN 14/16SS/18 SC



X SERIES 120/140/160

The lightweight, riveted X Series is simply affordable

Our high-quality, economical X Series boats are plenty strong, yet light enough to slide into the back of a pickup. With level flotation, generous bench seating, skid-resistant floors and sturdy oar locks, the X Series has the features for convenience and fishing fun.

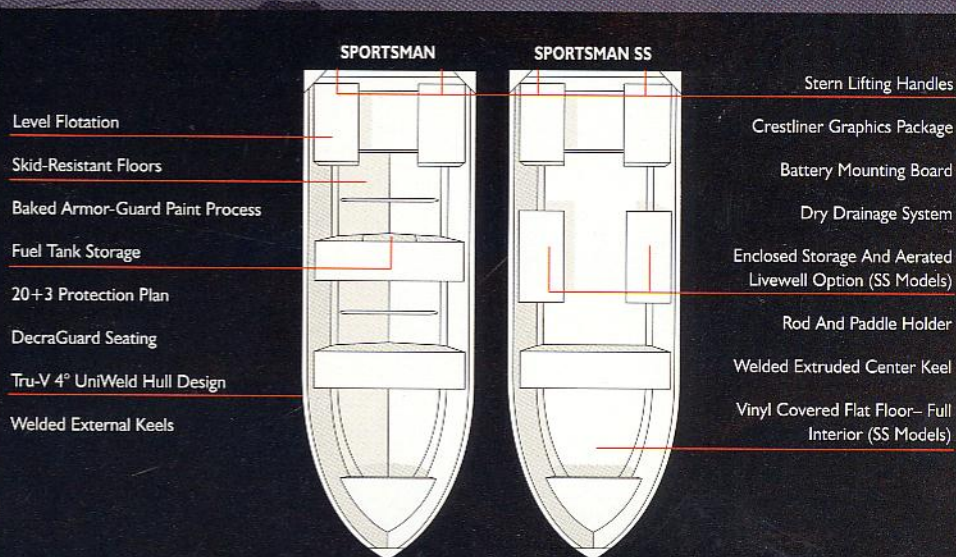
Sportsmans are ideal for entry-level anglers or as back-up puddle-jumpers

The Sportsman's deep, UniWeld hull lies a foundation as fundamental as itself. The bench-style forward seating is simple, cool and comfortable. On the outside, the Sportsman's bold custom graphics tell the world that you're here to fish – plain and simple. Like every Crestliner, the Sportsman carries our 20+3 Protection Plan and features level flotation. For anglers seeking additional protection, the Sportsman SS offers vinyl-covered skid-resistant floors, baked armor-guard paint process, fuel tank storage, 20+3 protection plan, DecraGuard seating, Tru-V 4° UniWeld hull design and welded external keels.

SPECIFICATIONS

	Sportsman 14/14SS/14SC	Sportsman 16/16SS/16SC	Sportsman 18/18SS/18SC	X-Series 120	X-Series 140	X-Series 160
Overall Length	14'6" (4.4m)	16'6" (5.0m)	18' (5.5m)	12'1" (3.7m)	14' (4.3m)	15'10" (4.8m)
Max. Beam	72" (183cm)	76" (193cm)	78" (198cm)	58" (147cm)	60" (152cm)	69" (175cm)
Max. Trans. Beam	72" (183cm)	76" (193cm)	78" (198cm)	24" (61cm)	23" (58cm)	26" (66cm)
Bow Depth	27.5" (70cm)	28.5" (72cm)	33.5" (85cm)	NA	NA	NA
Approx. Wgt.	410# (185kg)	430# (195kg)	610# (276kg)	130# (59kg)	170# (77kg)	248# (112kg)
Approx. Wgt. Cap.	1010# (458kg)	1300# (590kg)	1390# (630kg)	605# (274kg)	730# (331kg)	960# (435kg)
Recommended H.P.	15-35	15-40	20-50	2-10	5-15	10-30 (15") 10-35 (20")
Alum. Gauge/Bottom	.080	.080	.100	.058	.058	.063
Alum. Gauge/Sides	.080	.080	.090	.051	.051	.058
Alum. Gauge/Trans.	.090	.090	.100	NA	NA	NA
Transom Height	15"/20"	15"/20"	20" Std.	15"	15"	15"/20"

Sportsman Series Available in Almond Base and Northern Pine, Sunset Red Accent
X Series Available with Unpainted Exterior; Sand Fleck Interior



SPORTSMAN OPTIONAL FEATURES:

- Navigation Lights • Olive Drab Paint With Olive Drab Bench Seats


X SERIES STANDARD FEATURES:

- Skid-Resistant Floors • Bench Seats (3 In 12' & 14' Models; 4 In The 16' Model)
- Bow Eye & Stern Handles • Level Flotation • 3 Keels • Oar Locks • Riveted Hull


RY INSTALLED WITH:

YAMAHA


JWMIV 1860 DLX SC




JWMIV 2070 DLX CC



A: Check out this tough, no-frills working layout and it's maintenance-free. After you have fun getting it dirty, you just hose it out.



B: Operate the center-console from a sitting or standing position for optimum balance. The livewell doubles as a seat for passengers.



C: The huge stern deck is perfect for casting, shooting or working. Two compartments keep your batteries stowed neatly away.



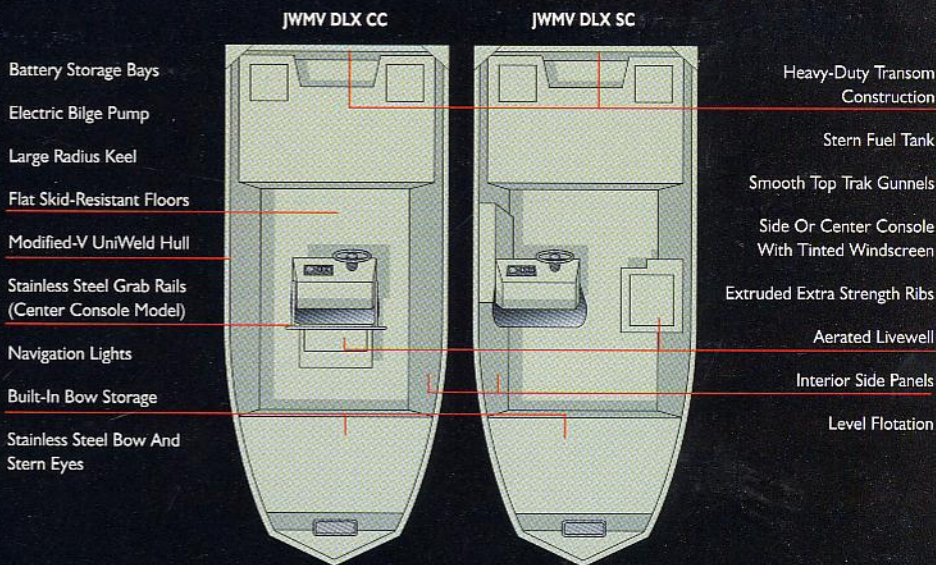
On these Jons, DLX stands for "deluxe." And that's a serious understatement

We build a Crestliner JWMV DLX, with heavy-gauge aluminum to withstand the harshest conditions. We weld every seam and add a rib to make the hull worthy of the industry-leading 20+3 Protection Plan. Level floatation, skid-resistant floors, Trak gunnels. Then we start adding the DLX features that make these the most remarkable jons available today. Choose a rock-solid side or center console, a windscreen, an aerated livewell, a fuel tank, navigation lights and a non-slip deck with storage bays. The result is a mean, green work of art for a lifetime of fishing, duck hunting, or any chore that you can think of.

SPECIFICATIONS

	JWMV 1754 DLX	JWMV 1860 DLX	JWMV 2070 DLX
Overall Length	17' (5.2m)	18' (5.5m)	20' (6.1m)
Maximum Beam	75" (191cm)	81" (206cm)	96" (244cm)
Bottom Width	54" (137cm)	60" (152cm)	70" (178cm)
Side Depth	23-1/2" (60cm)	22-1/4" (57cm)	25" (64cm)
Modified-V Hull	8°	10°	12°
Number of Ribs	12	13	15
Approx. Weight	800# (363kg)	900# (408kg)	1025# (465kg)
Horse Power Range	15-70	20-90	30-115
Fuel Capacity	22 gal. (83L)	22 gal. (83L)	22 gal. (83L)
Max. Weight Capacity	1115# (506kg)	1375# (624kg)	1585# (719kg)
Alum. Hull Gauge	.100	.100	.100
Transom Height	21"	21"	21"

Available in Olive Drab



OPTIONAL:

- Camouflage Paint

20 PLUS
20-Year Hull Warranty
3-Year Bow-To-Stern



JRMV 1648

Ribbed floors and riveted hulls make the JRMVs a great mod-V deal!

The JRMV 1448 and 1648 have the same modified-V hull design as the JWMV series. With riveted construction and ribbed floors, they're also tremendous values. Choose the basic tiller or our popular side-console model.




JWMV 1448

It's easy to have your Mod-V Jon customized:


A: You can outfit your Mod-V with a center console (SFCC), complete with a livewell box that doubles as a seat. Side consoles (SFSC) are also available.

B: The optional gear box is perfect for guns, tackle, tools and other essentials.

C: Another option is a stand-alone 15-gallon livewell box. Like the livewell in the center-console configuration, this rugged box serves as a great passenger seat for fishing and hunting.



A



B



C



JWMV 1860 SFSC

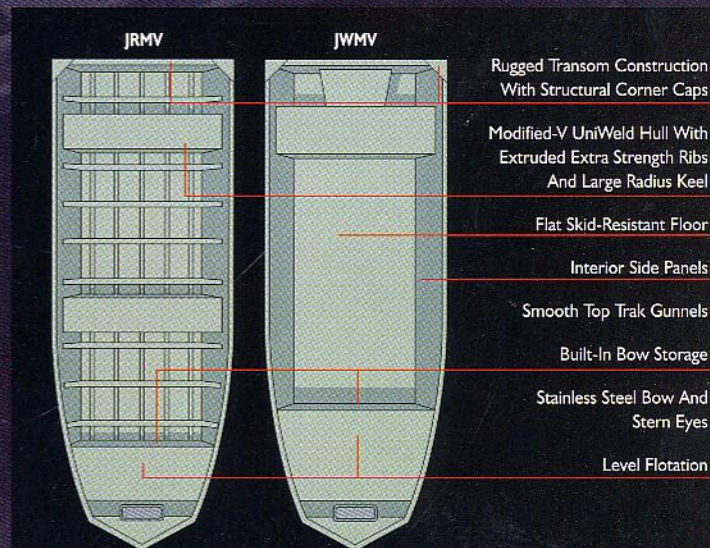
Hard-working mod-Vs... Ready for any challenge

SPECIFICATIONS

	JRMV 1448/ JRMV 1448 SC	JRMV 1648/ JRMV 1648 SC	JWMV 1448 SF JWMV 1448 SFSC JWMV 1448 SFCC	JWMV 1650 SF JWMV 1650 SFSC JWMV 1650 SFCC	JWMV 1754 SF JWMV 1754 SFSC JWMV 1754 SFCC	JWMV 1860 SF JWMV 1860 SFSC JWMV 1860 SFCC	JWMV 2070 SF JWMV 2070 SFSC JWMV 2070 SFCC
Overall Length	14' (4.3m)	16' (4.9m)	14' (4.3m)	16' (4.9m)	17' (5.2m)	18' (5.5m)	20' (6.1m)
Maximum Beam	71" (180cm)	71" (180cm)	71" (180cm)	71" (180cm)	75" (191cm)	81" (206cm)	96" (244cm)
Bottom Width	48" (122cm)	48" (122cm)	48" (122cm)	50" (127cm)	54" (137cm)	60" (152cm)	70" (178cm)
Side Depth	20-1/2" (52cm)	20-1/2" (52cm)	20-1/2" (52cm)	22-1/2" (57cm)	23-1/2" (60cm)	22-1/4" (57cm)	25" (64cm)
Number of Ribs	7	9	7	11	12	13	15
Approx. Weight	290# (127kg)	330# (136kg)	335# (152kg)	400# (181kg)	450# (204kg)	530# (240kg)	975# (442kg)
Horse Power Range	5-30 Tiller 10-40 Console	8-35 Tiller 10-45 Console	10-30 Tiller 15-40 Console	10-35 Tiller 15-60 Console	15-40 Tiller 15-70 Console	10-50 Tiller 20-90 Console	15-60 Tiller 30-115 Console
Max. Weight Capacity	765# (347kg)	920# (417kg)	765# (347kg)	920# (417kg)	1115# (506kg)	1355# (624kg)	1585# (719kg)
Alum. Hull Gauge	.080	.080	.090	.100	.100	.100	.100
Transom Height	16"/21"	21"	16"/21"	21"	21"	21"	21"

Available in Olive Drab

er mod-V jon boats are wonderfully simple yet tough. Their proven modified-V bows carve the water to provide an incredible level of and control. We craft these workhorses from heavy-gauge aluminum and a heavy-duty transom to virtually any punishment you or Mother Nature can throw out. Inside, the sprawling skid-resistant floors and built-in storage give you more than enough room for your gear and passengers. You'll even find a handy storage bay built into the bow. If you want to customize and upgrade your boat, you can add console steering, a big secure livewell to suit your utility, fishing or hunting needs. A mod-V... for rugged, maintenance-free performance, it's the way to go.



OPTIONAL:

- 15-Gallon Livewell
- Side Or Center Console
- Navigation Lights
- Storage Box
- Camo Paint



Light-weight riveted Jons – tough enough to be Crestliners



JR 1031

SPECIFICATIONS

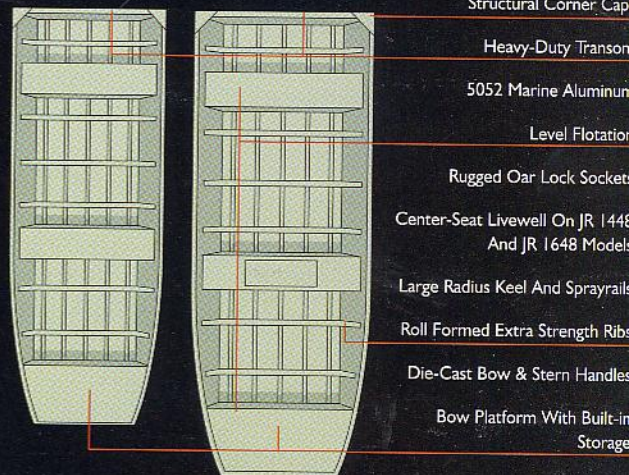
	JR 1031	JR 1231	JR 1236	JR 1436	JR 1448/1448 SC	JR 1648/1648 SC
Overall Length	10' (3.0m)	12' (3.7m)	12' (3.7m)	14' (4.3m)	14' (4.3m)	16' (4.9m)
Maximum Beam	45" (114cm)	46" (117cm)	55" (140cm)	55" (140cm)	71" (180cm)	71" (180cm)
Bottom Width	31" (79cm)	31" (79cm)	36" (91cm)	36" (91cm)	48" (122cm)	48" (122cm)
Side Depth	14-1/2" (37cm)	14-1/2" (37cm)	17" (43cm)	17" (43cm)	20-1/2" (52cm)	20-1/2" (52cm)
Number of Ribs	3	4	7	8	7	9
Approx. Weight	70# (32kg)	80# (36kg)	150# (68kg)	175# (79kg)	280# (127kg)	300# (136kg)
Horse Power Range	3	3	2-10	4-20	5-30 Tiller 5-35 Console	8-35 Tiller 8-45 Console
Max. Weight Capacity	275# (125kg)	335# (152kg)	500# (227kg)	605# (279kg)	765# (347kg)	920# (417kg)
Alum. Hull Gauge	.050	.050	.063	.063	.080	.080
Transom Height	16"	16"	16"	16"	16"/21"	16"/21"

Available in Olive Drab

If you're looking for a great duck boat that's tough, stable, quick and able, you found it.

Whether you're potholing for mallards in the ultra-light JR1031

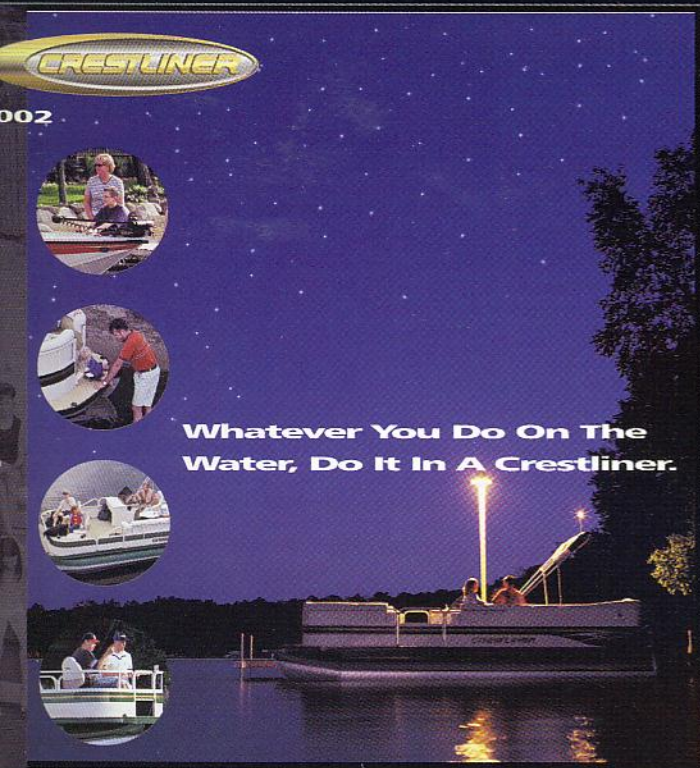
or hunting divers on big water in a super-wide JR1648, you'll find the ideal size in the JR line-up. With oversized ribs, die-cast bow and stern handles, rock-solid framing and level flotation, you can count on your JR for performance and adventure. And all at a price that can't be beat.



OPTIONAL:

- Camouflage Paint
- Side Console On 1448 And 1648


We have cruising covered



Whatever You Do On The Water, Do It In A Crestliner.

Check out our 2002 Deck Boat and Pontoon catalog for a full line of quality Crestliners. With innovative designs and features, these beauties provide endless family fun. Visit your local Crestliner dealer for a free catalog. Call 1-800-889-7020 (ext. 111) to connect to the dealer nearest you.

Tell 'em you own a Crestliner



Now you can ride the best and wear the best at the same time. Our 2002 Sportswear and Accessories catalog is packed with top-quality shirts, hats, coats and other items that tell the world you're runnin' a Crestliner. To request a catalog or order merchandise, call 866-816-0887.

CRESTLINER CATALOGS



Leader By Innovation™

A **Genmar** Subsidiary
The Technology Leader in the Marine Industry

609 13th Avenue N.E. • Little Falls, Minnesota • 56345 • 320/632-6686

GPS: N 45° 59.534 W 94° 20.943

<http://www.crestliner.com>

All prices and specifications subject to change. Crestliner, Inc. reserves the right to discontinue models or change prices, specifications, materials, equipment, color or design at any time without notice and without incurring obligations. Some models are shown with optional features. Outboard boat weights shown in this catalog reflect the approximate weight of the boat only, and do not include weights of the outboard motor or accessories installed. All boats meet or exceed United States Coast Guard regulations and National Marine Manufacturers Association Certification Standards. Warranty: The Crestliner 20+3 Protection Plan and deck lifetime limited warranties continue to lead the industry. Crestliner warrants that it will repair or replace defects discovered in a main seam hull weld for 20 years after the date the boat is purchased. Crestliner also warrants that it will repair or replace all other defects in materials and workmanship in the boat for a period of three years after the date the boat is purchased. Some restrictions apply. For complete details, a copy of our limited warranty is attached to each new boat or may be obtained from your Crestliner dealer.

© 2001 Crestliner, Inc.



To talk to the dealer nearest you, dial
1-800-889-7020 ext. 111

Connects directly to dealer. Please call during business hours.


Please follow the rules of safe boating, be courteous to others
and respect the marine environment.

Special thanks to Stearns Mfg. for PFDs and inflatables.

CRESTLINER

®

2002



**Whatever You Do On T
Water, Do It In A Crest**



PONTOONS/DECK BOATS

CRESTLINER


WELCOME

You're on a discovery


Within these covers lies a destination. An arrival. A journey. Your ticket is in-hand, and you merely have to choose your course. Will it be aboard the vast, pleasurable platform of a Crestliner Pontoon? Or is your hunger for the gutsy performance of a Crestliner Rampage Deck Boat? Decisions, decisions. So find yourself a comfortable chair and begin your adventure by turning the pages. When you see the ideal model, you'll know it. You'll see yourself in the photograph. Because after all, the perfect Crestliner is a reflection of who you are and where you want to be. Floating. Free.

Better pontoons with better features

UniWeld Hydro Tech Transom for a smoother, drier ride.

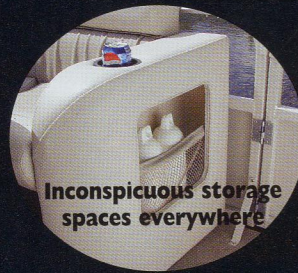


While other pontoon makers use standard "L" cross members to connect the pontoons to the decking...



We use ONLY "Double-L" supports in every model. They provide superior strength, rigidity and dependability.

Inconspicuous storage spaces everywhere



Furniture and layouts that maximize space and comfort




You'll appreciate the pop-up changing room, standard on many models

New sport bucket captain's chair for 2002



The industry's finest helm designs



Great options like our new reclining pad



Crestliner pontoons and aluminum deck boats are the finest in the world, and we have the warranty to prove it.

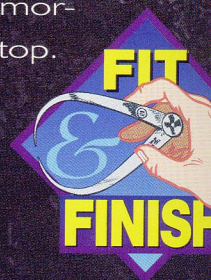
20 PLUS 3
20-Year Hull Warranty
3-Year Bow-To-Stern

Our all-welded aluminum pontoon tubes and deck boat hulls are so strong and consistent that we cover them for two decades. It's an industry-leading protection plan that we offer gladly, because we know our products have what it takes to endure the toughest conditions.




The fit and finish of a Crestliner Pontoon is unmatched

Sleek, stylish and sensible are three words that best describe the craftsmanship in every Crestliner Pontoon. Our exclusive roll-channel fencing provides a smooth, impeccable finish. We weld our aluminum tubes with full-length extruded keels for superior tracking and durability. Then we give the tubes a rich, baked Armor-Guard finish that complements the upper accents, furniture and bimini top. With oversized helms, the most comfortable and rugged furniture available, and specially-treated deck panels with a limited lifetime warranty, your Crestliner Pontoon is always ready for family fun – summer after glorious summer.





Interiors that represent the perfect balance of fun and function

From our nimble 16-foot Sport Pontoon to the state-of-the-art Rampage Deck Boat, every Crestliner is designed for enjoyment, comfort and convenience. On-board features include roomy carpeted decks, ergonomic helms and furniture, multiple storage compartments, color-coordinated bimini tops, custom graphics and a list of other standard touches. You can even outfit your rig with a boarding ladder for swimming and watersports, a livewell and bow-mount trolling motor for fishing and, on some models, a full canvas enclosure with screens for overnighters.




The Rampage has advantages over fiberglass deck boats

Deck boats are big. That's what makes them so special and versatile. The problem is, when you build a 21-foot deck boat out of fiberglass, it can require a substantial tow vehicle and a more expensive, higher-horsepower engine. The Crestliner Rampage, with its UniWeld aluminum hull, is lighter yet wonderfully stable. It fires out of the hole and gets on plane with lower horsepower, which can save you money and fuel. And, it tows easier behind smaller vehicles. Rampage gives you these advantages without sacrificing space, performance or luxury. Plus, this beautiful boat can cost much less than its fiberglass counterparts. Rampage – it's more than an alternative to fiberglass... it's the solution.

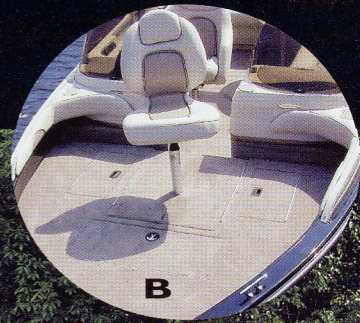





RAMPAGE 2100 STERNDRIVE



A



B



C




D

We added an all-new conversion bow for 2002 that easily goes from cruising (A) to fishing (B). The sundeck cushion and built-in backrests make this bow an awesome place to enjoy the day.

D: Add an optional ski tow pylon for action-packed watersports fun.

E: You'll appreciate the pop-up privacy/charging room.

Rampage's Tru-V UniWeld hull has a reverse-chine design for a dry ride. Choose the outboard model or the popular Sterndrive for additional rear deck space.



RAMPAGE 2100 O/B

you do everything on the water, go on a Rampage

...ot Rampage Deck Boat
...everything you ask of it. Aboard
... decks and new
... on bow, your entire crew
... and cruise in supreme
... For watersports, Rampage
... al for skiing or tubing,
... when you add the ski-tow
... and when the fish are biting,
... craft is a joy for casting,
... r bobber fishing with the
... ng. It includes a Pro-Form II
... air for the bow, a built-in
... well and a pre-wired
... motor outlet with tilt switch.
... optional swim platform and
... ady to tackle any adventure
... r has to offer.

SPECIFICATIONS

	2100 RAMPAGE O/B	2100 RAMPAGE STERNDRIVE
Overall Length	21'0" (6.4m)	21'0" (6.4m)
Maximum Beam	99" (251cm)	99" (251cm)
Max. Transom Beam	99" (251cm)	99" (251cm)
Maximum Depth	38-1/2" (98cm)	38-1/2" (98cm)
Max. Cockpit Depth	28" (71cm)	28" (71cm)
Approx. Weight	1650# (748kg)	2375# (1077kg)
Max. Weight Capacity	2300# (1043kg)	2300# (1043kg)
Recommended H.P.	90-150	4.3L
Fuel Capacity	39 gal. (148L)	39 gal. (148L)
Alum. Gauge/Bottom	.100	.100
Alum. Gauge/Sides	.090	.090
Alum. Gauge/Transom	.125	.125

Available in Almond Base and all 2002 Crestliner Accent Colors

Pop-Up Changing/Privacy Room

Stern Deck With Battery Storage Compartment

Tru-V 11° UniWeld Hull Design

25-Quart Cooler

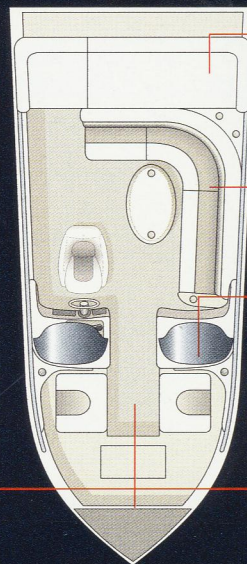
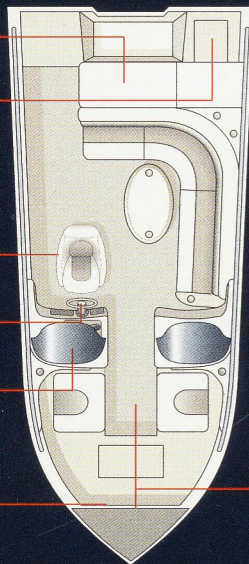
Sport Bucket Captain's Chair With Slider

Hydraulic Steering System With Tilt Steering Wheel

Deluxe Helm Console With Custom Panels And Windscreen

Cockpit Courtesy Light

Navigation Lights With Bow Task Light



Stern Sundeck With Storage

Automatic Bilge Pump

Color Coordinated Bimini Top With Boot

L-Lounge Seating With Table

AM/FM Stereo Cassette With Dual Speakers

Port Console With Glove Box


ALL-NEW Conversion Bow With 15-Gallon Livewell, A Pro-Form II Fishing Chair, Storage Compartments, Trolling Motor Outlet With Tilt Switch, Bow Backrest Cushions And Cup Holders

OTHER STANDARD FEATURES:

- Baked Armor-Guard Paint • Dock-Gard Gunnel Bumper • 20+3 Protection Plan • Concealed Horn
- Under-Floor Fuel Tank • 16-Oz. Marine Grade Carpet • Fire Extinguisher • Roto-Cast Furniture
- Treated Panel Flooring With Lifetime Limited Warranty

OPTIONAL:

- Max Pro 15-Amp 2-Bank Battery Charger • Bow Trolling Motor • Custom Lowrance Fish Locator
- Ski Tow Eye (Sterndrive) Or Pylon (O/B) • Porta-Potti • Swim Platform • Walk-Through Windshield
- Accent Color Match Carpet • AM/FM/CD-Player Stereo With 4 Speakers



A: The forward lounge with twin sofas and a table is a great place to eat and visit...


B: ... And becomes a spacious lounge for sun-bathing, reading or taking a nap with our front sleeper seat option.

C: Our sport bucket captain's chair looks and feels like the driver's seat in a European luxury sedan.

D: The premium helm represents the ultimate in sophisticated style and intelligent function.



LSi STERNDRIVE 2485 & 2085



LSi STERNDRIVE 2285

It is the quietest and most luxurious sterndrive pontoon we've ever built

Looking at the best of the best. In
 to being as big as your appetite
 water, the LSi Sterndrive runs
 efficiently and with environmental
 Plus, the LSi offers every
 feature you could hope for. You
 cozy seating than most living
 Also standard is a pop-up
 room and an entertainment
 with a sink, cup holders and
 for your dining and drinking
 The LSi is just like having a
 room at the end of the dock,
 when you add our optional full-
 enclosure with screen windows —
 turns the LSi into a floating
 for overnights. As for sizes,
 available in three: Big (20'),
 22') and Biggest (24'). We're
 proud of the 2002 LSi
 e, and you will be too.

SPECIFICATIONS

	2085 LSi I/O	2285 LSi I/O	2485 LSi I/O
Pontoon Length	20'0" (6.0m)	22'0" (6.7m)	24'0" (7.3m)
Deck Length	19'8" (5.8m)	21'9" (6.6m)	23'8" (7.2m)
Beam	102" (259cm)	102" (259cm)	102" (259cm)
Approx. Weight	2800# (1270kg)	3200# (1451kg)	3400# (1542kg)
Tube Diameter	27" (69cm)	27" (69cm)	27" (69cm)
Tube Gauge	.080	.080	.080
Max. Weight Capacity	2000# (907kg)	2000# (907kg)	2000# (907kg)
Recommended H.P.	3.0L	3.0L-4.3L	3.0L-4.3L
Fuel Capacity	25 gal. (95L)	25 gal. (95L)	25 gal. (95L)

Available in Almond Base and all 2002 Crestliner Accent Colors

All-Welded Hydro-Tech Sterndrive Pod

Heavy-Duty H34 5052 Marine Aluminum pontoons with sealed bulkheads, top-mount air ventilation and full-length extruded keels

Color-Matched Bimini Top With Boot

Sport Bucket Captain's Chair With Slider

NEW Elegant Helm Station With Windscreen, Storage, Cooler And Entertainment Center

Wheelchair Accessible Gate

Navigation And Interior Lights

Radius Bow Deck

Aft Sundeck With Cushions

Built-In Fuel Tank (25 gals.)

Stern Storage Compartment

Pop-Up Changing/Privacy Room

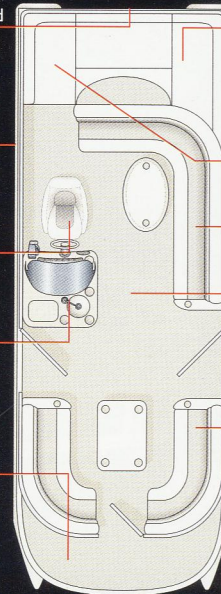
Roto-Cast "L" Lounge Seating With Table And Base Plate

Plush "Diamond Mocha" Marine Grade Carpet

AM/FM/Cassette Stereo With 2 Speakers

Forward Lounge Seating With Entertainment Table

Full-Length Under-Deck Splash Guards



OTHER STANDARD FEATURES:

- Tilt Steering wheel • Dock-Gard Gunnel Bumper • Deck Cleats
- Treated Panel Decking With Lifetime Limited Warranty

OPTIONAL:

- Boarding Ladder • Docking Lights • Gas Grill • Front Sleeper Seat
- Porta-Potti • Composite Deck • AM/FM/CD Stereo With 4 Speakers

20 PLUS
 20-Year Hull Warranty
 3-Year Bow-To-Stern



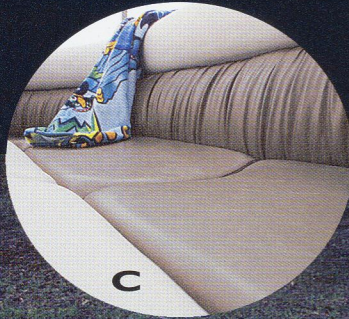
LSi O/B 2085 & 2485

A: The changing room pops up in an instant and stows out of the way when not in use.

B: You'll find drink holders, quick-access storage and under-seat compartments virtually everywhere you look in the LSi.

C: LSi furniture cradles you in comfort. It's plush, rugged, attractive and easy to care for.

D: The helm's unique entertainment center has a built-in sink, waste basket and lots of storage.



LSi O/B 2285

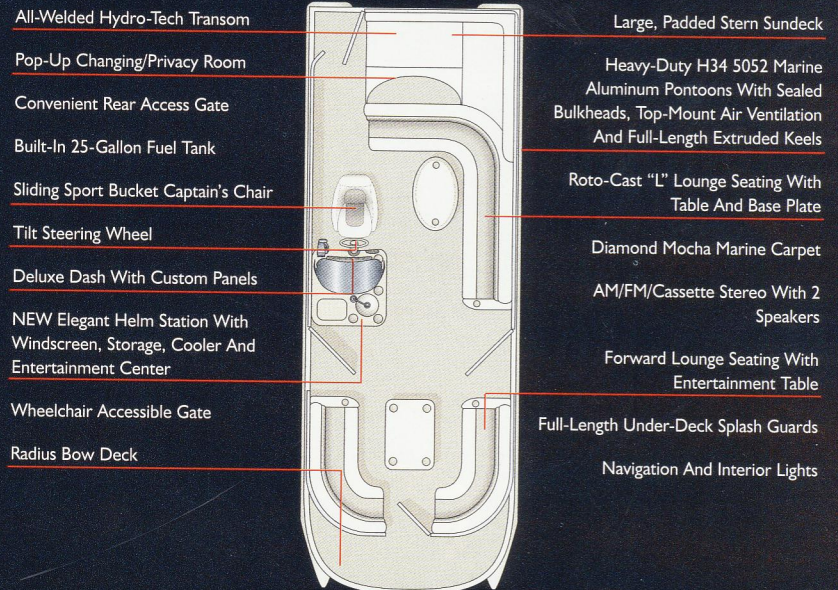
For style and performance, top-to-bottom, check out the LSi O/B

a tour of the LSi O/B from the
top. The first things you notice
are massive 27" tubes that easily
support your cruising party. They're all-
aluminum tubes with extruded
stabilizing tracking and responsive
rigid "Double-L" aluminum
members bridge the tubes and
the UniWeld Hydro Tech
that provides Crestliner's
smooth ride. Above this impressive
hullage exists the pinnacle of
luxury. We thought of
the helm station is
as is the newly-designed
chair and high-tech dash. The
is great as it performs – with
rotocast furniture, an immense
storage galore, Bottom line?
Crestliner's top-of-the-line
ship.

SPECIFICATIONS

	2085 LSi O/B	2285 LSi O/B	2485 LSi O/B
Length	20'0" (6.0m)	22'0" (6.7m)	24'0" (7.3m)
Length Deck	19'8" (5.8m)	21'9" (6.6m)	23'8" (7.2m)
Beam	102" (259cm)	102" (259cm)	102" (259cm)
Approx. Weight	2000# (907kg)	2150# (975kg)	2300# (1043kg)
Tube Diameter	27" (69cm)	27" (69cm)	27" (69cm)
Tube Gauge	.080	.080	.080
Max. Weight Capacity	2100# (952kg)	2500# (1134kg)	2800# (1270kg)
Recommended H.P.	10-115	10-135	10-150
Fuel Capacity	25 gal. (95L)	25 gal. (95L)	25 gal. (95L)

Available in Almond Base and all 2002 Crestliner Accent Colors



All-Welded Hydro-Tech Transom

Pop-Up Changing/Privacy Room

Convenient Rear Access Gate

Built-In 25-Gallon Fuel Tank

Sliding Sport Bucket Captain's Chair

Tilt Steering Wheel

Deluxe Dash With Custom Panels

NEW Elegant Helm Station With
Windscreen, Storage, Cooler And
Entertainment Center

Wheelchair Accessible Gate

Radius Bow Deck

Large, Padded Stern Sundeck

Heavy-Duty H34 5052 Marine
Aluminum Pontoons With Sealed
Bulkheads, Top-Mount Air Ventilation
And Full-Length Extruded Keels

Roto-Cast "L" Lounge Seating With
Table And Base Plate

Diamond Mocha Marine Carpet

AM/FM/Cassette Stereo With 2
Speakers

Forward Lounge Seating With
Entertainment Table

Full-Length Under-Deck Splash Guards

Navigation And Interior Lights

OTHER STANDARD FEATURES:

- Color-Matched Bimini Top With Boot
- Dock-Gard Gunnel Bumper
- Treated Panel Decking With Lifetime Limited Warranty
- Deck Cleats

OPTIONAL:

- Boarding Ladder
- Docking Lights
- Gas Grill
- Front Sleeper Seat
- Porta-Potti
- Composite Deck
- AM/FM/CD Stereo With 4 Speakers



2003 PLUS

3-Year Hull Warranty
3-Year Bow-To-Stern

A: A privacy enclosure makes it easy to change into your swimsuit.

B: Optional playpen cover keeps your CFI well-protected.

C: Deluxe console with AM/FM/Cassette stereo and 2 speakers.



CFi 2085

D&E: Built for fishing, with a rod locker and two aerated livewells.



CFi 2285

Looking for the ultimate fishing pontoon? You've come to the right page

is compare to the joy of
 whole gang out for a day of
 relaxing. That's why we
 and built the immensely
 CFi. It's fully-decked with bow
 livewells, four Pro-Form II
 seats, a bow-mount trolling
 motor and enough storage for
 and all your gear. For
 boat control, we've teamed
 extruded keels and Hydro-Tech
 with an extra-wide full-
 length dash and a redesigned
 helm chair. The CFi offers comforts
 you won't find on conventional
 pontoon boats. In addition to L-lounge
 seating and a convenient table, the CFi
 features a built-in cooler, an AM/FM stereo
 with interior lighting and a pop-up
 changing room. CFi. Quite possibly the
 most versatile and fun fishing
 pontoon ever seen.

SPECIFICATIONS

	2085 CFi	2285 CFi
Length	20'0" (6.0m)	22'0" (6.7m)
Length Deck	19'8" (5.8m)	21'8" (6.6m)
Beam	102" (259cm)	102" (259cm)
Approx. Weight	1500# (680kg)	1700# (771kg)
Tube Diameter	23" (58cm)	23" (58cm)
Tube Gauge	.080	.080
Max. Weight Capacity	2100# (952kg)	2150# (975kg)
Recommended H.P.	10-90	10-115
Fuel Capacity	22 gal. (83L)	22 gal. (83L)

Available in Almond Base and all 2002 Crestliner Accent Colors

Stern Battery And Storage Compartments

Lockable Rod Locker

25-Quart Cooler


NEW Sport Bucket Captain's Chair With Slider

Durable Roto-Cast Helm Station With Deluxe Dash, Custom Panels, Tinted Windscreen And Storage

AM/FM/Cassette Stereo And 2 Speakers

Bow Storage Compartment

4 Pro-Form II Fishing Chairs



19-Gallon Stern Livewell

22-Gallon Built-In Fuel Tank

Pop-Up Changing /Privacy Room

L-lounge Seating With Table And Base Plate

Locking Storage Compartment

Entertainment Center With Sink And Storage (2285 Only)

Wheelchair Accessible Gate

15-Gallon Bow Livewell

Bow Trolling Motor Outlet

OTHER STANDARD FEATURES:

- Full Length Pontoon Keels • Hydro-Tech Transom • Interior Lights • 12-Volt Power Outlet
- Deck Cleats • Navigation Lights • Dock-Gard Gunnel Bumper • Bimini Top With Boot
- 16-Oz. Marine Carpet • Trolling Motor Accessible Front Gate • 20+3 Protection Plan

OPTIONAL:


- Max Pro 15-Amp 2-Bank Battery Charger • Boarding Ladder • Bow Trolling Motor
- Custom Lowrance Fish Locator • Accent Color Match Carpet • Playpen Cover
- Alpha TUFF-Ply Vinyl Flooring • Docking Lights • Porta-Potti • Composite Deck
- AM/FM/CD Stereo With 4 Speakers • Tilt Steering

READY INSTALLED WITH:

YAMAHA



SPORT LX CRUISE 2281 & 1881



A: A sweet new sport bucket captain's chair with slider.

B: Standard pop-up room (not available on 1681 model).

C: Optional reclining pad lets you kick back for reading or relaxing.

D: Gorgeous dash with custom panels and an AM/FM/Cassette stereo.

SPORT LX CRUISE 2081 & 1681

Sport LX is a mid-priced cruising pontoon with luxury LSi features

Between the high-end prestige of and the affordability of a

Sport? Then the Crestliner

Cruise is the pontoon for

its wide 96" beam and

layout, the Sport LX gives you room to stretch out, kick back

This cruiser features top-of-quality front sofas to complement

large seating. Behind the wheel

is a captain's bucket chair with

adjustable slider. It's the same

furniture we put in our LSi

The Sport LX also includes a

pop-up changing room*, a table

top and inconspicuous

wherever you look. If you

customize your Sport LX, you

can have a boarding ladder, built-in fuel

grill, docking lights and other

features that make your LX exactly

what you want it to be.

*Pop-up changing room on all models except 1681

INSTALLED WITH:

MAHA

SPECIFICATIONS CRESTLINER

	1681 SPORT LX	1881 SPORT LX	2081 SPORT LX	2281 SPORT LX
Length	16'0" (4.9m)	18'0" (5.5m)	20'0" (6.0m)	22'0" (6.7m)
Length Deck	15'8" (4.7m)	17'11" (5.2m)	19'8" (5.8m)	21'9" (6.6m)
Beam	96" (244cm)	96" (244cm)	96" (244cm)	96" (244cm)
Approx. Weight	1425# (646kg)	1700# (771kg)	1850# (839kg)	2000# (907kg)
Tube Diameter	23" (58cm)	23" (58cm)	23" (58cm)	23" (58cm)
Tube Gauge	.080	.080	.080	.080
Max. Weight Capacity	1500# (680kg)	1895# (859kg)	2100# (952kg)	2100# (952kg)
Recommended H.P.	10-50	10-75	10-90	10-100

Available in Almond Base and all 2002 Crestliner Accent Colors

Aft Sundeck

Rear Access Gate

Sport Bucket Captain's Chair w/Slider

AM/FM/Cassette Stereo And 2 Speakers

Durable Roto-Cast Helm Station With Deluxe Dash, Custom Panels, Windscreen And Storage

Wheelchair Accessible Gate

Dock-Gard Gunnel Bumper

Two Forward Lounge Seats

Hydro-Tech Transom

Pop-Up Changing/Privacy Room (Not Available On 1681 SPORT LX)

Color-Matched Bimini Top With Boot

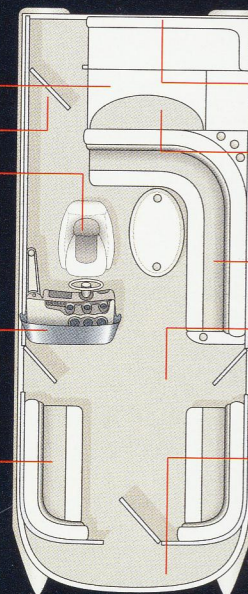
L-Lounge Seating With Table And Base Plate

Treated Panel Decking With Lifetime Limited Warranty

Interior Light

Navigation Lights

Radius Bow Deck



OTHER STANDARD FEATURES:

- Full Length Pontoon Keels • Concealed Horn • Helm Beverage Holder
- 16-Oz. Marine Grade Carpet • Sport Steering Wheel • 20+3 Protection Plan

OPTIONAL:

- Boarding Ladder • Built-in Fuel Tank • Docking Lights • AM/FM/CD Stereo With 4 Speakers
- Composite Deck • Accent Color Match Carpet • Gas Grill • Porta-Potti • Reclining Pad
- Entertainment Center With Sink And Storage (On 2081 And 2281) • Tilt Steering Wheel



SPORT LX FISHING 2082 & 1882



SPORT LX FISHING 2282



While we loaded the Sport LX with top angling features, we didn't forget the details that make it a true pleasure boat. From the pop-up changing room to our comfortable L-lounge, this Sport is ready for all-day adventure. Sport LX is also available in a popular 16-foot fishing model (not shown).

Our fishing package turns the Sport LX into a banker lounge

When fishing is hot, the Sport LX series is the ultimate way to enjoy the action. You get twin Pro-Form fishing chairs in the bow with tackle/gear trays integrated right into the seats. Beneath the forward seats is the ultra-comfortable L-lounge. You'll find a large aerated livewell to keep the day's catch fresh. We even designed the transom to easily accommodate a trolling motor. As for comfort, this rig's got 'em all. The sliding captain's bucket seat, the pop-up changing room, and the AM/FM/Cassette stereo are designed for total relaxation. And like the Crestliner pontoon, it comes with a color-matched bimini top and smooth roll-channel fencing for a sporty look.

SPECIFICATIONS

	1682 SPORT LX	1882 SPORT LX	2082 SPORT LX	2282 SPORT LX
Length	16'0" (4.9m)	18'0" (5.5m)	20'0" (6.0m)	22'0" (6.7m)
Length Deck	15'8" (4.7m)	17'11" (5.2m)	19'8" (5.8m)	21'9" (6.6m)
Beam	96" (244cm)	96" (244cm)	96" (244cm)	96" (244cm)
Approx. Weight	1375# (623kg)	1600# (725kg)	1715# (777kg)	1830# (830kg)
Tube Diameter	23" (58cm)	23" (58cm)	23" (58cm)	23" (58cm)
Tube Gauge	.080	.080	.080	.080
Max. Weight Capacity	1500# (680kg)	1895# (859kg)	2100# (952kg)	2100# (952kg)
Recommended H.P.	10-50	10-75	10-90	10-100

Available in Almond Base and all 2002 Crestliner Accent Colors

Aft Sundeck

Rear Access Gate

Sliding Sport Bucket Captain's Chair

AM/FM/Cassette Stereo And 2 Speakers

Durable Roto-Cast Helm Station With Deluxe Dash, Custom Panels, Windscreen And Storage

Wheelchair Accessible Gate

Dock-Gard Gunnel Bumper

Two Pro-Form II Fishing Chairs

Trolling Motor Accessible Gate

Hydro-Tech Transom

Pop-Up Changing/Privacy Room (Not Available On 1682 SPORT LX)

Color-Matched Bimini Top With Boot

L-Lounge Seating With Table And Base Plate

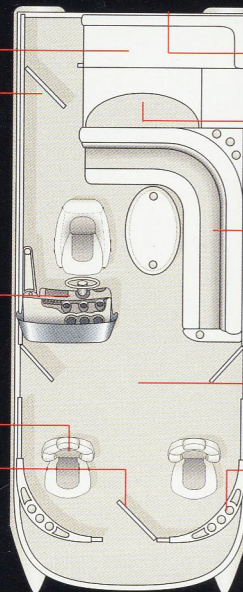
Livewell Under Port Lounge Seat

Interior And Navigation Lights

Treated Panel Decking With Lifetime Limited Warranty

Trolling Motor Outlet

Bow Tackle Trays



OTHER STANDARD FEATURES:

- Full Length Pontoon Keels • Concealed Horn • Helm Beverage Holder • Radius Bow Deck • 16-Oz. Marine Grade Carpet • Sport Steering Wheel • 20+3 Protection Plan

OPTIONAL:

- Alpha TUFF-Ply Vinyl Flooring • Built-in Fuel Tank • Boarding Ladder • Gas Grill • Porta-Potti • Entertainment Center With Sink And Storage (On 2082 And 2282) • Bow Trolling Motor • Custom Lowrance Fish Locator • Docking Lights • Composite Deck • Tilt Steering Wheel • Accent Color Match Carpet • AM/FM/CD Stereo With 4 Speakers • Max Pro 15-Amp 2-Bank Battery Charger

20 PLUS
3-Year Hull Warranty
3-Year Bow-To-Stern



SPORT CRUISE 2281 & 1681



SPORT CRUISE 1881 & 2081

Comfort, performance, value... the standard Sport Cruiser has it all

roduced this basic Sport for all young families out there looking for pure-packed pontoon value. At its modest price tag, the Sport provides crawling deck space. And we've packed most of it with a smart layout that includes a Roto-Cast L-lounge and a helm station for total comfort. The large deck is complete with a deluxe dash, has a tinted windshield and an ergonomically-designed Pro-Form I Captain's chair. As for performance and maneuverability, this Sport sits atop 23" aluminum tubes with full-length keels and our innovative Hydro-Tech transom. Stop by your local dealer and take a look at the Sport - you'll agree - it's a lot of value for the money.

SPECIFICATIONS

	1681 SPORT	1881 SPORT	2081 SPORT	2281 SPORT
Length	16'0" (4.9m)	18'0" (5.5m)	20'0" (6.0m)	22'0" (6.7m)
Length Deck	15'8" (4.7m)	17'11" (5.2m)	19'8" (5.8m)	21'9" (6.6m)
Beam	96" (244cm)	96" (244cm)	96" (244cm)	96" (244cm)
Approx. Weight	1375# (623kg)	1600# (725kg)	1750# (793kg)	1900# (861kg)
Tube Diameter	23" (58cm)	23" (58cm)	23" (58cm)	23" (58cm)
Tube Gauge	.080	.080	.080	.080
Max. Weight Capacity	1500# (680kg)	1895# (859kg)	2100# (952kg)	2100# (952kg)
Recommended H.P.	10-50	10-75	10-90	10-100

Available in Almond Base and all 2002 Crestliner Accent Colors

Innovative Hydro-Tech Transom

Handy Rear Access Gate

Color-Coordinated Bimini Top With Boot

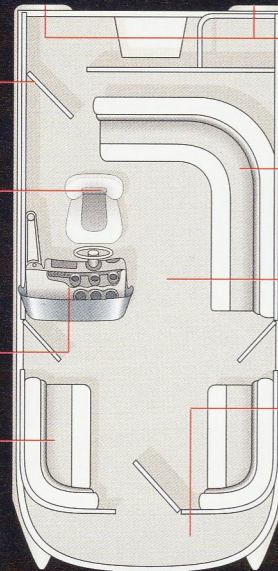
Pro-Form I Captain's Chair

Sport Steering Wheel

Durable Roto-Cast Helm Station
Includes Deluxe Dash, Custom Panels, Windscreen, Beverage Holder And Storage

Wheelchair Access Gate

Two Forward Lounge Seats



Full-Length Pontoon Keels

16-Oz. Marine Grade Carpet

Dock-Gard Gunnel Bumper

Comfortable L-Lounge Seating

Interior And Navigation Lights

Treated Panel Decking With Lifetime Limited Warranty

Baked Armor-Gard Paint Process

20+3 Protection Plan

Radius Bow Deck

OTHER STANDARD FEATURES:

- Double "L" Aluminum Cross Members • Welded Construction
- Heavy-Duty H34 5052 Marine Aluminum Pontoon • Crestliner Graphics Package
- Sealed Pontoon Bulkheads With Top-Mount Air Ventilation • Concealed Horn

OPTIONAL:

- Boarding Ladder • Built-in Fuel Tank • AM/FM/Cassette Stereo With 2 Speakers
- Table • Accent Color Match Carpet • Gas Grill • Tilt Steering Wheel





SPORT FISHING 2282



SPORT FISHING 1682



SPORT FISHING 1882 & 2082

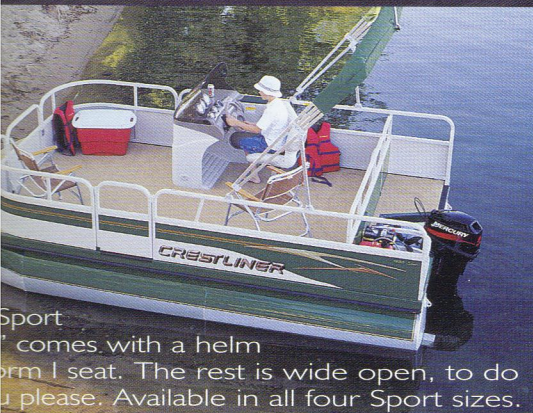
Ask about a casting platform! This Sport is ready for family fishing

is dead calm as you ease your
 ntoon into position among the lily
 can hear the bass and bluegills
 e surface while the kids eagerly
 hooks and argue over which Pro-
 shing chair they want. Ahh, that's
 mmers are all about. And that's
 Sport is made for. Aboard its
 ck, the whole family can fish in all-
 ort. When it's time for a shady
 open up the bimini top and unwind
 ush L-lounge. And when your
 ed and it's time to cruise back, the
 hues as the kids take turns at the
 xperiencing the Sport's agile
 d smooth, responsive ride. Sound
 erfect day on the water? Then
 appen in a fun, functional and
 e 2002 Crestliner Fishing Sport.
 when you are.

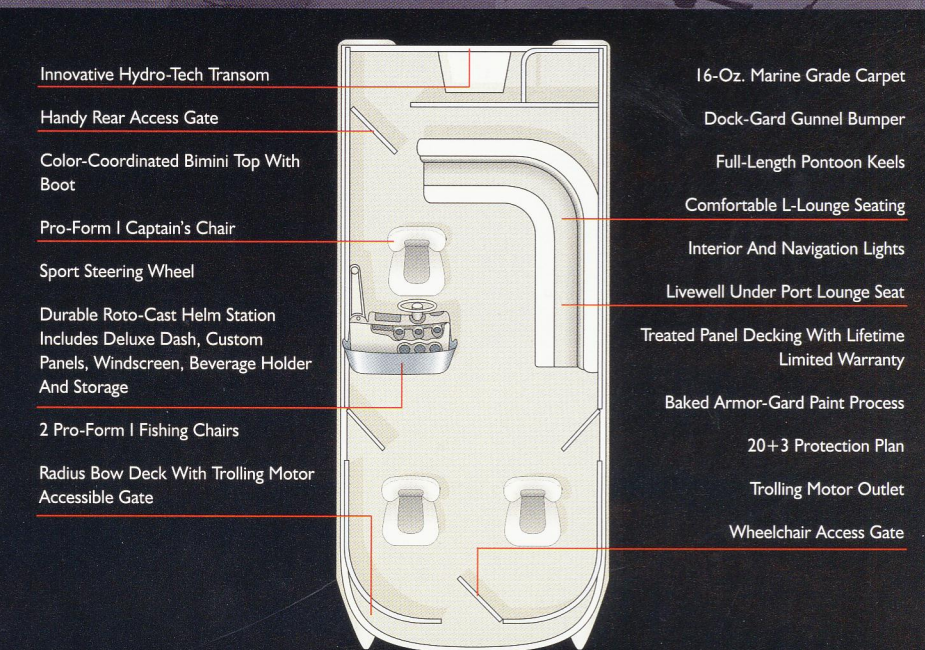
SPECIFICATIONS

	1682 SPORT	1882 SPORT	2082 SPORT	2282 SPORT
Length	16'0" (4.9m)	18'0" (5.5m)	20'0" (6.0m)	22'0" (6.7m)
Length Deck	15'8" (4.7m)	17'11" (5.2m)	19'8" (5.8m)	21'9" (6.6m)
Beam	96" (244cm)	96" (244cm)	96" (244cm)	96" (244cm)
Approx. Weight	1325# (601kg)	1500# (680kg)	1575# (714kg)	1650# (748kg)
Tube Diameter	23" (58cm)	23" (58cm)	23" (58cm)	23" (58cm)
Tube Gauge	.080	.080	.080	.080
Max. Weight Capacity	1500# (680kg)	1895# (859kg)	2100# (952kg)	2100# (952kg)
Recommended H.P.	10-50	10-75	10-90	10-100

Available in Almond Base and all 2002 Crestliner Accent Colors



SPORT 1680 [shown]



OTHER STANDARD FEATURES:

- Double "L" Aluminum Cross Members • Welded Construction
- Crestliner Graphics Package • Heavy-Duty H34 5052 Marine Aluminum Pontoons
- Sealed Pontoon Bulkheads With Top-Mount Air Ventilation • Concealed Horn


OPTIONAL:

- Max Pro 15-Amp 2-Bank Battery Charger • Custom Lowrance Fish Locator • Gas Grill
- Bow Trolling Motor • Boarding Ladder • Built-in Fuel Tank • Alpha TUFF-Ply Vinyl Flooring
- AM/FM/Cassette Stereo With 2 Speakers • Accent Color Match Carpet • Table
- Composite Deck • Docking Lights • Tilt Steering Wheel




Leader By Innovation™

Whatever you do on the water, do it in a Crestliner



For the full line-up of our fish & ski, fishing, tournament

and jon boats, check out the 2002 Crestliner Boats catalog. And if you want to look as good as your boat, pick up a 2002 Crestliner Sportswear catalog for a great selection of hats, shirts, coats and accessories.



Call us at 866-816-0887 for more information.

Crestliner, Inc. A Genmar Subsidiary
The Technology Leader in the Marine Industry

609 13th Avenue N.E., Little Falls, Minnesota 56345

320/632-6686 • <http://www.crestliner.com>

All prices and specifications subject to change. Crestliner, Inc. reserves the right to discontinue models or change prices, specifications, materials, equipment, color or design at any time without notice and without incurring obligations. Some models are shown with optional features. Outboard boat weights shown in this catalog reflect the approximate weight of the boat only, and do not include weights of the outboard motor or accessories installed. All boats meet or exceed United States Coast Guard regulations and National Marine Manufacturers Association Certification Standards. Warranty: The Crestliner 20+3 Protection Plan and lifetime limited deck warranties continue to lead the industry. Crestliner warrants that it will repair or replace defects discovered in a main seam hull weld for 20 years after the date the boat is purchased. Crestliner also warrants that it will repair or replace all other defects in materials and workmanship in the boat for a period of three years after the date the boat is purchased. Some restrictions apply. For complete details, a copy of our limited warranty is attached to each new boat or may be obtained from your Crestliner dealer.

© 2001 Crestliner Inc.

To talk to the dealer nearest you, dial
1-800-889-7020 ext. 111

Connects directly to dealer. Please call during business hours.

Please follow the rules of safe boating, be courteous to others and respect the marine environment.

Special thanks to: Stearns Mfg. PFDs and inflatables.