


CRESTLINER

®



Whatever you do on the water,
do it in a Crestliner



ood Thinking.



COMPARE

the innovative ideas, craftsmanship and LIFETIME+3 Protection Plan of a Crestliner to any boat in its class. You'll choose Crestliner - and it will be the easiest decision you ever made.

CRESTLINER'S LIFETIME+3 PROTECTION PLAN IS YOUR ULTIMATE ASSURANCE OF QUALITY

If another boat maker claims to be better than Crestliner, ask about their warranty. It won't touch ours. Only Crestliner offers the non-prorated LIFETIME+3 Protection Plan that covers hull welds for the original owner for life. Other warranties might say 20-years, 50-years or even "lifetime." But read their fine print and their claims crumble. In addition to our lifetime hull protection, we cover virtually everything else from bow-to-stern for 3 years. If, for example, your bilge pump goes south on a Crestliner, we replace it. If that happens on another brand, you're probably sunk.

WE PIONEERED THE UNIWELD HULL WITH INTERLOCKING STRINGERS


Without question, this is the finest hull in the aluminum boat industry. Every rivet-free seam is welded with a revolutionary tongue-in-channel technique. Our welds are so strong that we cover them for life. Inside, a one piece/bow-to-stern stringer system gives the hull the structural integrity necessary for our deep-V boat geometry. Other manufacturers have attempted to match our level of innovation. None can match the UniWeld advantage.

WIDE BEAMS ENHANCE STABILITY AND GIVE YOU MORE SPACE

Most competitive boats will fit inside a Crestliner. Yet they cost more. We build them deep and extremely wide to satisfy your family's big appetite for summer fun.

Because our beams are widest at the stern, they deliver better lift and performance. So why would anyone buy anything but an ultra-wide Crestliner?

That's a very good question.



DEEP-V HULL AND REVERSE-CHINE DESIGN TEAM UP FOR A SUPERIOR RIDE

When you punch the throttle on a Crestliner, two things happen. First, the deep-V bow slices through the water like a knife blade. Second, the reverse-chine hull works like flaps on an airplane to give you immediate lift and faster planing. The result is a high, dry, soft ride.

BAKED TWO-PART PAINT PROCESS IS AS DURABLE AS IT IS ATTRACTIVE

We call it our Armor-Guard finish. You'll call it beautiful and tough-as-nails. Because we bake the paint in a computer-controlled oven, it cures to a hardness that typical boat paints can't match. We can also add custom graphics for sophisticated style.

ELEVATED HELMS AND EXTRA-HIGH WALK-THRU WINDSHIELDS GIVE YOU A GREAT VIEW OF THE WATER

Slide behind the wheel of a Crestliner. Feel the comfort of our Pro-Form II chair. Notice the height of the helm and wrap-around windshield. In addition to keeping you dry and comfortable, this design keeps you in control. By delivering an improved view over the bow, a Crestliner is easier to handle at anchor and when docking.

PATENTED CONVERSION BOWS ON MANY MODELS

Crestliner's exclusive conversion bow is an engineering marvel. While other manufacturers force you to remove and store cumbersome parts on their conversion bows, our design is totally self-contained. You can switch between angling to cruising modes in a matter of seconds. It's just another patented feature that sets Crestliner apart as the "Leader by Innovation."

THE BEST CRAFTSMEN FOR THE ULTIMATE FIT AND FINISH

We invite you to compare our workmanship to any other brand. We've developed a reputation in this industry for impeccable fit & finish and we're not about to give up our top position.

OUR HISTORY ENSURES YOUR FUTURE

Since 1946 Crestliner has forged the way for top-of-the-line aluminum boat design. Ours is a tradition of quality and pride. In 2003, we invite you along for the ride.



EAGLE 2300 SST





EAGLE 2300
STERNDRIVE

A: The Eagle's roomy cabin has padded bunks, lights, windows, screened hatch opening and a removable table.

B: The Sterndrive model features our auxiliary motor "Pocket" with Electro-Steer for easy, fingertip control from the helm.

C: Rugged, quick-access rod holders, easy-clean vinyl flooring and a huge padded cooler are just a few of the Eagle's standard features.

D: The SST has comfortable step jump seats and a handy table that folds conveniently out of the way when not in use.



Salmon Smokers.



When the salmon, steelhead and trout fishing heats up, your Crestliner Eagle is there to fuel the fire. It's as big as your appetite for adventure, with the power you need to tackle rough water and tough gamefish. This Eagle can also claws into great walleye action - as it does every year at the Minnesota Governor's Opener. So this summer, point the Eagle's bow at the horizon and soar toward warm And sizzling action.

SST Space Saver Transom

Folding Stern Jump Seats With Table

Tru-V 17 UniWeld Hull

Convertible Sun Top

Custom Dash Panel

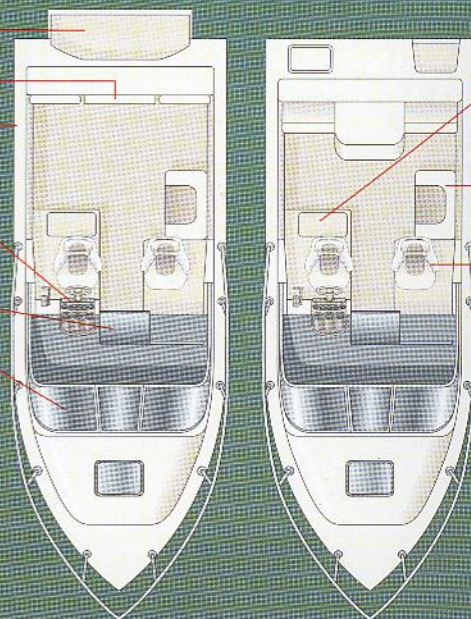
Lockable Cabin With Windows And Hatch Opening With Screen

Windshield Safety Glass With Wiper

Stainless Steel Welded Bow Rails

Eagle 2300 SST

Eagle 2300 Sterndrive



SPECIFICATIONS

	Eagle 2300 SST	Eagle 2300 I/O
Overall Length	23'4" (7.1m)	22'4" (6.8m)
Maximum Beam	102" (259cm)	102" (259cm)
Max. Transom Beam	102" (259cm)	102" (259cm)
Maximum Depth	51" (130cm)	51" (130cm)
Max. Cockpit Depth	35" (89cm)	35" (89cm)
Approx. Weight	2575# (1168kg)	3455# (1567kg)
Max. Weight Capacity	2400# (1088kg)	3000# (1361kg)
Maximum H.P.	230	4.3L-5.0L
Fuel Capacity	83 gal. (314L)	83 gal. (314L)
Alum. Gauge/Bottom	.125	.125
Alum. Gauge/Sides	.090	.090
Alum. Gauge/Transom	.125	.125

Available in Poplin Base and all 2003 Crestliner Accent Colors

OTHER STANDARD FEATURES: Bow Storage • Dock Bumper • Hydraulic Steering • Slip-Resistant Vinyl • Fuel Pickup • Master Power Switch • Cockpit Storage • Automatic Bilge Pump • Cabin Light • Baked Aluminum • Marine Hardware • Navigation Lights • Fire Extinguisher

OPTIONAL: Downrigger Power Outlets • Fish Locker • Remote Spot Light • Transom Cooler Mount • Awnings • Storm Front With Side Curtains • Foul Weather Gear



SPORTFISH 2050 O/B




SPORTFISH 2050 STERNDRIVE

Check out the all-weather utility you can add with our optional convertible top, draft shield and side curtains. Raining? Keep fishing!

B: The Sportfish Sterndrive has a great auxiliary motor "Pocket" for trolling. It comes with Electro-Steer for easy, fingertip control.

C: For dockside or on-the-road protection, get your Sportfish 2050 with our rugged travel cover. It snaps into place quickly and easily.

D: What a conversion bow! For cruising and relaxing, enjoy the comfort of two padded bow chairs with backrests and drink holders.



Multiple Personalities.



Fish or ski? The debate will continue as long as there's a Sportfish to start the discussion. From salmon to slalom, these custom cruisers do it all with smooth power. For comfort, Sportfish gives your whole party a plush place to relax. Bold new graphics tell the world you're here to have fun. And its patented conversion multi-faceted capability to calm or invigorate, depending on your personality.

SPECIFICATIONS

	Sportfish 2050 O/B & Sterndrive
Overall Length	20'1" (6.1m)
Maximum Beam	99" (251cm)
Max. Transom Beam	99" (251cm)
Maximum Depth	45" (114cm)
Max. Cockpit Depth	29" (74cm)
Approx. Weight	O/B: 1630# (739kg) Sterndrive: 2460# (1116kg)
Max. Weight Capacity	O/B: 1925# (873kg) Sterndrive: 1850# (839kg)
Maximum H.P.	O/B: 225 Sterndrive 3.0L-5.0L
Fuel Capacity	54 gal. (204L)
Alum. Gauge/Bottom	.100
Alum. Gauge/Sides	.090
Alum. Gauge/Transom	.125

Available in Poplin Base and all 2003 Crestliner Accent Colors



E: ...When it's time to fish, flip down the cushions and instantly create a huge bow casting deck. Sit on the Pro-Form II fishing chair and put the 21-gallon bow livewell to work - it's right at your feet.

Transom Scuppers

Stern Casting Deck With Livewell, Baitpail And Storage

Lockable Side Storage Areas

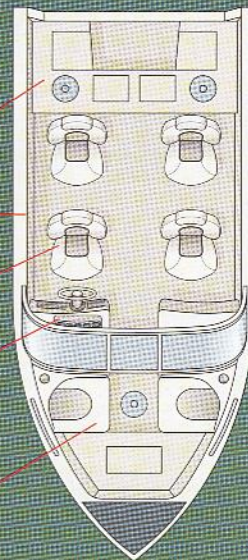
Pro-Form II Fishing Chairs

Elevated Helm With Custom Panels

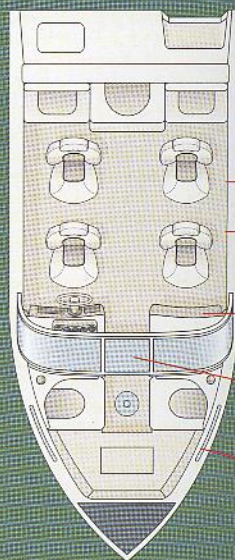
Conversion Bow With Backrest Cushions, Cup Holders And A 21-Gallon Livewell

Navigation Lights With Bow Task Light

Sportfish 2050 O/B



Sportfish 2050 Sterndrive



OTHER STANDARD FEATURES: Bow Storage Compartments • Rod Holders • Cockpit Courtesy Lights • Dock-Gard Gunnel Bumper • Baked Armrests • Automatic Bilge Pump • Tilt Steering • Grab Handles • AM/FM Radio With Two Speakers • Glove Box • Fire Extinguisher • 25-Inch Transom Performance From Today's Heavier 4-Stroke

OPTIONAL: Battery Charger • Fish Locator • Bow Trolling Motor • NMEA Package With Vinyl Flooring • Dual Fuel Line Pickup • Custom Travel Platform • Recirculating System With Light And Timer For Stern Live Well • Slider For Captain's Chair • AM/FM/CD Stereo With Four Speakers • Conversion Stern Bench (O/B Model)



SPORTFISH 1750 O/B



SPORTFISH 1850 STERNDRIVE

SPORTFISH 1850 O/B


A & B: Two looks at our conversion O/B stern make you think this couldn't be the same boat. But it is! From pleasure boating to pleasurable fishing, we've got your back.

C: The aft on our Sportfish Sterndrive is just as cool. Hang the seat bottoms up high and you've got a great sun-deck. Drop them in the lower hangers and presto... two back seats.


D: We added some slick, hing and cargo doors on the port a board sides. They give you wi access to your rods, tackle, n lights and other gear.



A



B



C



D

Great Escape.



Some need to get away. Others need to get back to what's important. How do you look at it, a big Sportfish gets you there in style. Load up the friends, kids, skis and munchies and you're on your way to a day you'll never forget. Turn it up tomorrow and do it all again. With comfortable Pro Form II seating for the whole room for all your gear, Sportfish. is the perfect getaway.

CHECK IT OUT!



See streaming video and review an independent test on the SPORTFISH 1750 O/B at...

BOATTEST.COM

Streaming Video that moves the market

Stern Livewell With Baitpail

Tru-V 17' UniWeld Hull Design

Stern Platform Goes From Cruising Mode To Fishing Center In Seconds

Lockable Rod Locker

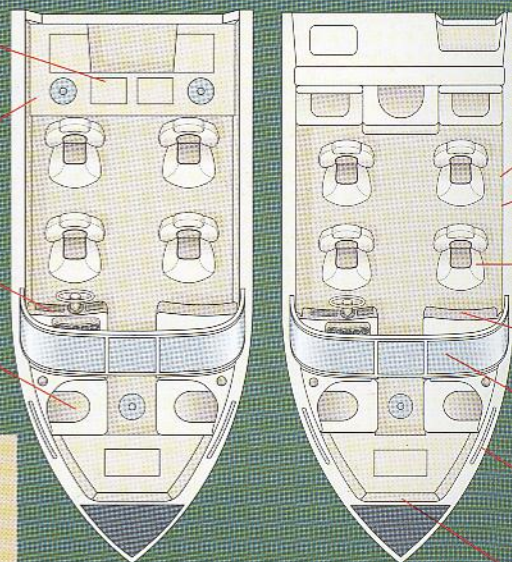
Elevated Helm With Custom Panels

Conversion Bow With Backrest Cushions, Cup Holders And A 21-Gallon Livewell

Navigation Lights With Bow Task Light

Sportfish O/B

Sportfish Sterndrive



SPECIFICATIONS

	Sportfish 1750 O/B	Sportfish 1850 O/B	Sportfish 1850 I/O
Overall Length	17'1" (5.2m)	18'2" (5.5m)	18'2" (5.5m)
Maximum Beam	89" (225cm)	95" (241cm)	95" (241cm)
Max. Transom Beam	89" (225cm)	95" (241cm)	95" (241cm)
Maximum Depth	41" (104cm)	41" (104cm)	41" (104cm)
Max. Cockpit Depth	26" (66cm)	27" (69cm)	27" (69cm)
Approx. Weight	1300# (590kg)	1470# (667kg)	2105# (955kg)
Max. Weight Capacity	1425# (646kg)	1625# (737kg)	1280# (580kg)
Maximum H.P.	140	175	3.0L-4.3L
Fuel Capacity	31 gal. (117L)	39 gal. (148L)	39 gal. (148L)
Alum. Gauge/Bottom	.100	.100	.100
Alum. Gauge/Sides	.090	.090	.090
Alum. Gauge/Transom	.125	.125	.125

Available in Poplin Base and all 2003 Crestliner Accent Colors

OTHER STANDARD FEATURES: Bow Storage Compartment • Rod Holders • Amber Cockpit Courtesy Light • Gunnel Bumper • Baked Armor-Guard Paint • Bilge Pump • Tilt Steering Wheel • Grab Handles • Stereo With Two Speakers • Glove Box • Fire Extinguisher • 25-Inch Transom For Better Performance From Heavier 4-Stroke

OPTIONAL: Battery Charger • Fish Locator • Electric Motor • Northwest Package With Vinyl Flooring • Platform • Ski Tow • Custom Travel Cover • Captain's Bench • Seat Slider For Captains Chair • Conversion Kit • AM/FM/CD Stereo With Four Speakers

SUPER HAWK 2000 O/B




SUPER HAWK 2000 STERNDRIVE

A: Here's a look at the sterndrive in "sundeck" position. The fit & finish is impeccable. To switch to the seating position, just lift those cushions and...

B: ...put them in the lower hangers. We opened the bimini door to show you how neatly the top stows away when not in use.

C: If there's a place for storage in a Crestliner, we give you access to it. These side cubby holes are great places to put frequently-used items.

D: Keep your rods protected and glee-free inside the Super Hawk locker. The hinged door is firm. And Rod Savers come standard.



Take Command.



You're responsible. You've worked hard to get where you are. Now it's time to go. Punch the throttle and let the NEW 20-foot Super Hawk take you far and wide on the daily grind. Catch a limit. Teach a youngster to ski. Do whatever you want because you're the boss of this ship and your wish is the Super Hawk 2000's command. The Super Hawk 2000 takes care of the dependability. You're responsible for the fun.

Stern Casting Deck With Storage Compartments And Aerated Livewell

Tru-V 17° UniWeld Hull Design

X.G.S. Extruded Gunnel System

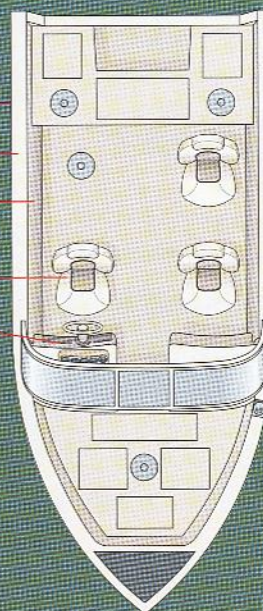
Side Storage

Pro-Form II Fishing Chairs With Multiple Bases

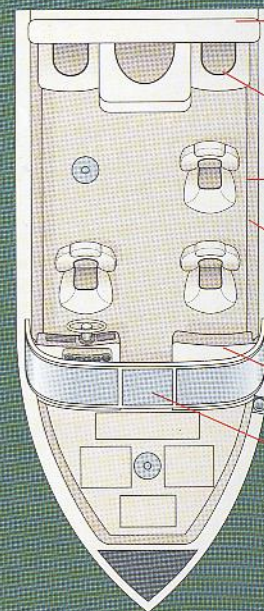
Elevated Helm With Custom Panels

12/24-Volt Trolling Motor Panel With Trim Switch

Super Hawk 2000 O/B



Super Hawk 2000 Sterndrive



SPECIFICATIONS

	Super Hawk 2000 O/B	Super Hawk 2000 I/O
Overall Length	20'1" (6.1m)	20'1" (6.1m)
Maximum Beam	99" (251cm)	99" (251cm)
Max. Transom Beam	99" (251cm)	99" (251cm)
Maximum Depth	45" (114cm)	45" (114cm)
Max. Cockpit Depth	29" (74cm)	29" (74cm)
Approx. Weight	1630# (739kg)	2460# (1116kg)
Max. Weight Capacity	1925# (873kg)	1850# (839kg)
Maximum H.P.	225	4.3L-5.0L
Fuel Capacity	54 gal. (204L)	54 gal. (204L)
Alum. Gauge/Bottom	.100	.100
Alum. Gauge/Sides	.090	.090
Alum. Gauge/Transom	.125	.125

Available in Poplin Base and all 2003 Crestliner Accent Colors

OTHER STANDARD FEATURES: Bow Storage Compartment • Holders • Amber Cockpit Courtesy Lights • Dock-Gard • Bumper • Baked Armor-Guard Paint • Bilge Pump • Grille • Glove Box • Fire Extinguisher

OPTIONAL: Battery Charger • Fish Locator • Bow Trolling Motor • Northwest Package With Vinyl Flooring • Swim Platform • Steering Wheel • Custom Travel Cover • AM/FM Cassette • With Two Speakers



**SUPER HAWK 1800
STERNDRIVE**

SUPER HAWK 1800 O/

A: We have the options to keep you dry and comfortable in any weather. Every accessory is custom-fit and secures easily.

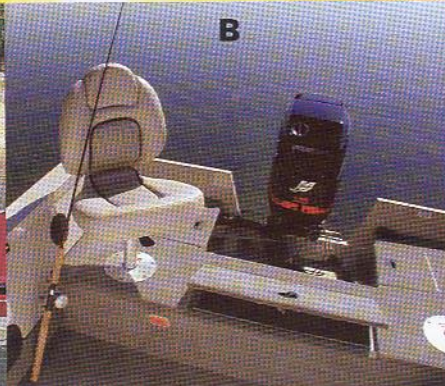
B: Fish from the stern alone or share the space with a co-angler. There's more than enough room in the 22-gallon livewell for your whole catch.

C: Feast your eyes on all that bow storage. The livewell is a whopping 27 gallons, and the compartments are big enough for all your gear.

D: Here's one of those little things that make it a Crestliner... Toe cleats. They give you sure-footed leverage when fighting and landing fish.




A



B



C



D

Best Seller.



You see them fishing here, skiing there and cruising to all between. That's because the Super Hawk 1800 is our most and versatile watercraft. Why do we deliver so many? Because Super Hawk owners talk to their friends-- and that word-of-mouth like a wake on a glass-smooth lake.

Stern Casting Deck With Storage
Pedestal Bases And Aerated Livewell

Tru-V 17 UniWeld Hull Design

Side Storage

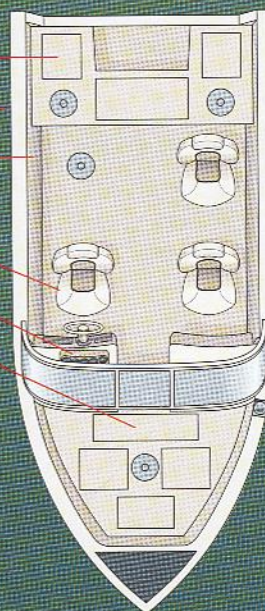
Pro-Form II Fishing Chairs With
Multiple Bases

Elevated Helm With Custom Panels

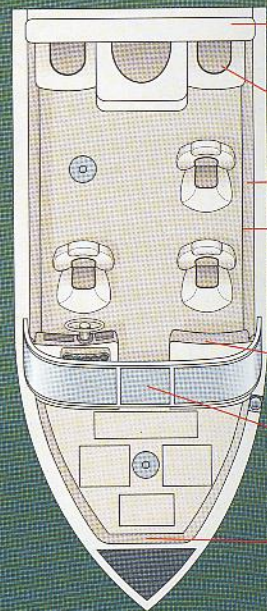
27-Gallon Livewell

Navigation Lights With Bow Task Light

Super Hawk 1800 O/B



Super Hawk 1800
Sterndrive



SPECIFICATIONS

	Super Hawk 1800 O/B	Super Hawk 1800 I/O
Overall Length	18'2" (5.5m)	18'2" (6.1m)
Maximum Beam	95" (241cm)	95" (241cm)
Max. Transom Beam	95" (241cm)	95" (241cm)
Maximum Depth	41" (104cm)	41" (104cm)
Max. Cockpit Depth	27" (69cm)	27" (69cm)
Approx. Weight	1470# (667kg)	2105# (955kg)
Max. Weight Capacity	1625# (737kg)	1280# (580kg)
Maximum H.P.	175	3.0L-4.3L
Fuel Capacity	39 gal. (148L)	39 gal. (148L)
Alum. Gauge/Bottom	.100	.100
Alum. Gauge/Sides	.090	.090
Alum. Gauge/Transom	.125	.125

Available in Poplin Base and all 2003 Crestliner Accent Colors


OTHER STANDARD FEATURES: Bow Storage Compartment • Rod Holders • Amber Cockpit Courtesy Light • Door Gunnel Bumper • Baked Armor-Guard Paint • Bilge • Grab Handles • X.G.S. Extruded Gunnel System • Glove Box • Fire Extinguisher

OPTIONAL: Battery Charger • Fish Locator • Bow Tether • Northwest Package With Vinyl Flooring • Swim Platform • Steering • Stereo • Custom Travel Cover

SUPER HAWK 1700



SUPER HAWK 1600


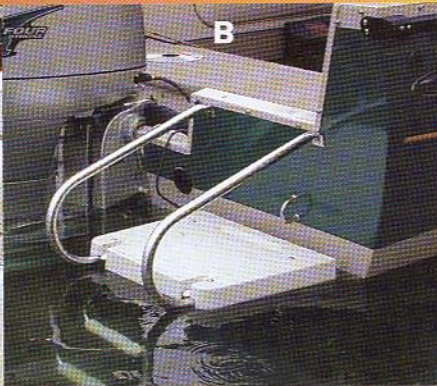


A: Compare the quality and fit of our rod lockers to any other brand. You simply won't find this level of innovation on other boats in Super Hawk's class.

B: Step aboard with an optional swim platform.

C: Everything about this helm is high-visibility. It's extra tall. The glass is crystal clear. And the instruments are easy to see.

D: We insist on beauty, comfort and durability in our Pro-Form II chairs. That's why we make them ourselves.



Fast Friends.

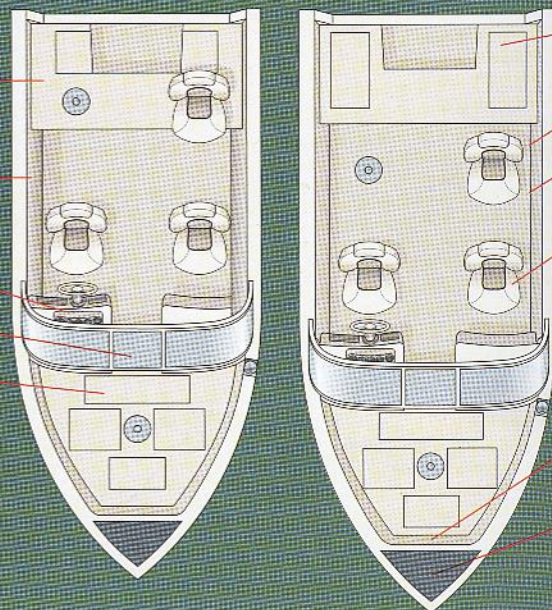


When you find a new friend, you know it right away. It's the way you'll feel the first time you meet your Super Hawk. You share the same interests. The same passion for fun. For water. It's as if you've been together since day one. From fishing to boating, you can always depend on a Super Hawk. And because the 1600 and 1700 are easy to transport, you can easily take your new pal wherever you go.

- Transom Scuppers
- Stern Casting Deck With Storage Bays
- Tru-V 11 UniWeld Hull Design
- Side Storage
- X.G.S. Extruded Gunnel System
- Elevated Helm With Custom Panels
- Walk-Through Sport Windshield
- Casting Deck With 27-Gallon Livewell

Super Hawk 1600

Super Hawk 1700



SPECIFICATIONS

	Super Hawk 1600	Super Hawk 1700
Overall Length	16'3" (5.0m)	17'7" (5.4m)
Maximum Beam	87" (221cm)	90" (230cm)
Max. Transom Beam	87" (221cm)	90" (230cm)
Maximum Depth	35" (89cm)	37" (95cm)
Max. Cockpit Depth	26" (66cm)	28" (71cm)
Approx. Weight	1000# (454kg)	1135# (515kg)
Max. Weight Capacity	1295# (587kg)	1305# (591kg)
Maximum H.P.	90	125
Fuel Capacity	18 gal. (68L)	18 gal. (68L)
Alum. Gauge/Bottom	.090	.090
Alum. Gauge/Sides	.090	.090
Alum. Gauge/Transom	.125	.125

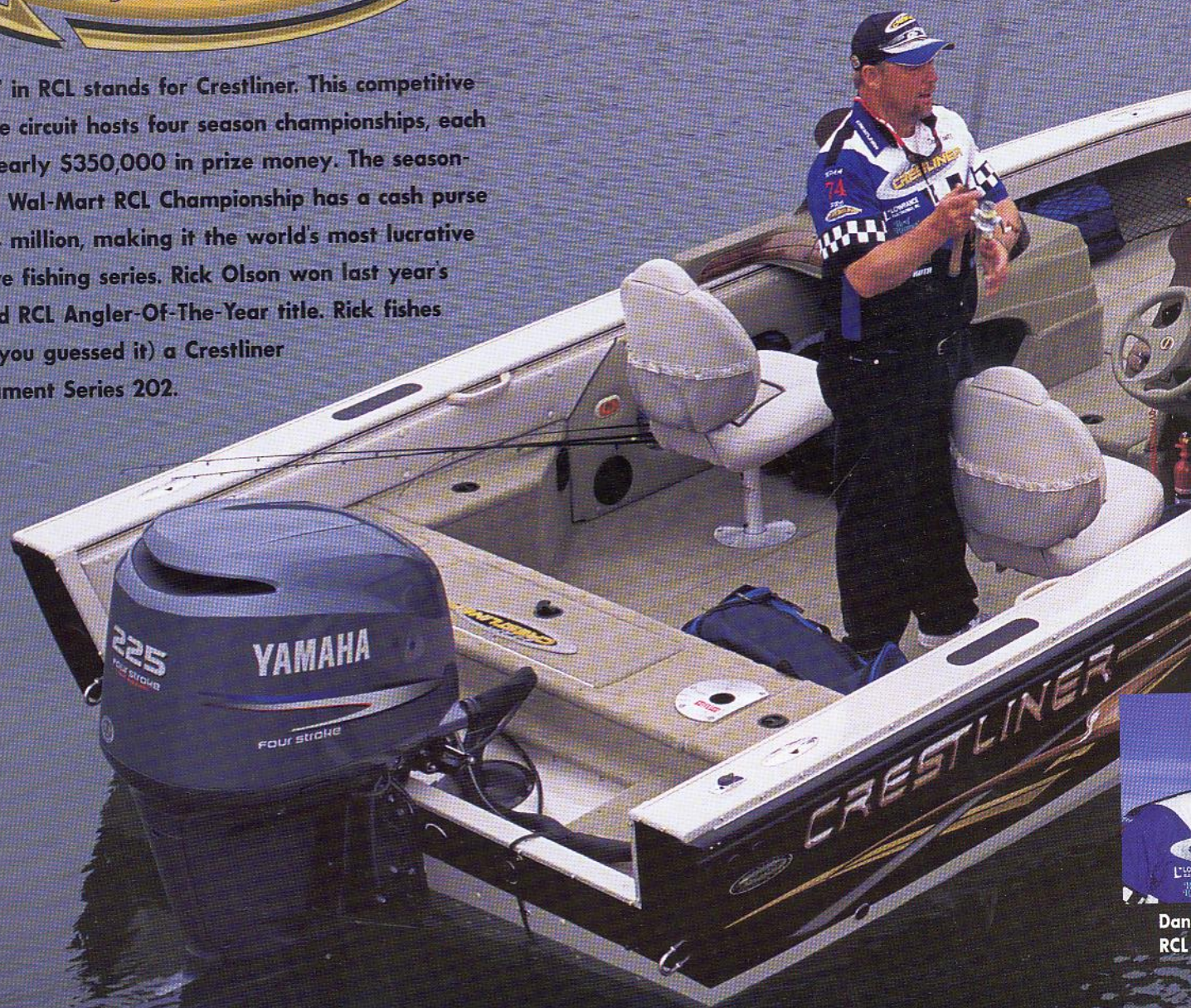
Available in Poplin Base and all 2003 Crestliner Accent Colors

OTHER STANDARD FEATURES: Bow Storage Compartment • Holders • Amber Cockpit Courtesy Light • Dock-Gard Guard Bumper • Baked Armor-Guard Paint • Bilge Pump • Drainage • Grab Handles • Glove Box • Fire Extinguisher • Power

OPTIONAL: Battery Charger • Fish Locator • Bow Trolling Motor • Northwest Package With Vinyl Flooring • Swim Platform • Steering • Stereo • Custom Travel Cover



The "C" in RCL stands for Crestliner. This competitive walleye circuit hosts four season championships, each with nearly \$350,000 in prize money. The season-ending Wal-Mart RCL Championship has a cash purse of \$1.4 million, making it the world's most lucrative walleye fishing series. Rick Olson won last year's coveted RCL Angler-Of-The-Year title. Rick fishes from (you guessed it) a Crestliner Tournament Series 202.



Dan
RCL

Pro.



The pros on Team Crestliner are some of the winningest walleye anglers on tour. They choose Crestliner for the same reason you do: Crestliner helps you catch more fish.




The boats on the following pages have the features our pros need to put more fish in the boat. And more prize money in the bank! The same boats can make you a more successful angler. For premium performance, get into a Tournament Series with our Quick Shot Transom, Tru-Trac Center Keel and Flow-Rite Livewell/Baitwell system. Or hit the water in a best-selling Fish Hawk. If you're looking for a great rig and a fantastic value, check out the Angler series. We even have super machines for you bass busters. Whatever you fish for, do it in a Crestliner!

Look for our crew at the next walleye tournament in your area.



ered Tournament Series
er on tour.



Bruce Samson won
the 2002 PWT Trilene
Midwest Pro-Am.



Rick Olson has won
RCL and PWT Angler-
of-the-Year titles.



Norb Wallock is an
NAWA Angler-of-
the-Year winner.



Rookie Danny Plautz
took 2nd in a 2002
RCL event.




T.V.'s Ron Schara
and Raven prefer
Crestliner too.


TOURNAMENT SERIES 202 SC



TOURNAMENT SERIES 202 DC (Shown With Optional Walk-Thru Windshield)



TOURNAMENT SERIES 202 RCL



A: Our recirculating Flo-Rite™ livewell and baitwell system with timer is as good as it gets!


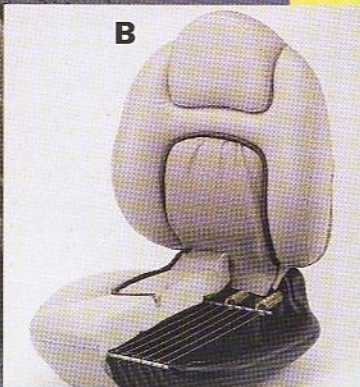
B: NEW Pro-Form III chairs have a rugged, comfortable internal suspension system.

C: Add a convertible top to our optional walk-thru windshield.

D: Weather-tight (port/starboard) boxes keep your valuables secure.

E: The driver console features easy-to-read instruments and a tilt steering wheel.

F: Sleek pull-up cleats – standard on the RCL Edition.



Conversation Starter.



Show up at the landing with this boat on your trailer and p
start talking. They instantly assume you're a pro-caliber an
who has what it takes to find fish. And catch them. As you
the bow toward the lake's far reaches and punch the throttle, they
Because you're more than a fisherman, and the Tournament Series 20
more than a boat. It's a statement.

SPECIFICATIONS

	Tournament Series 202
Overall Length	20'2" (6.1m)
Maximum Beam	100.5" (255cm)
Max. Transom Beam	100.5" (255cm)
Maximum Depth	41" (104cm)
Max. Cockpit Depth	22.75" (58cm)
Approx. Weight	1425# (646kg)
Max. Weight Capacity	2100# (952kg)
Maximum H.P.	225
Fuel Capacity	60 gal. (227L)
Alum. Gauge/Bottom	.125
Alum. Gauge/Sides	.090
Alum. Gauge/Transom	.125

Available in Poplin Base and all 2003 Crestliner Accent Colors

25" Quick-Shot Transom and Tru-Trac Rock-Gard Keel For Top Performance

Tru-V 17' UniWeld Hull For A High, Dry Ride

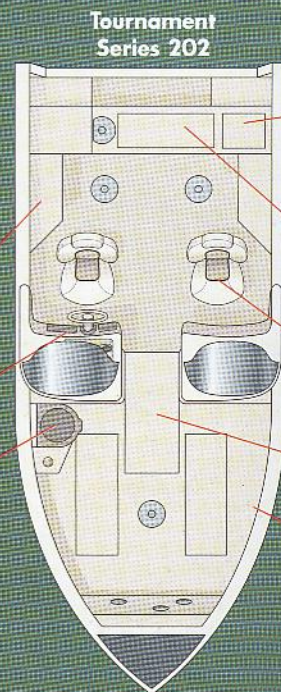
Two Weather-Tight Storage Compartments

Custom Console With Hydraulic Steering And Tilt Wheel

Recirculating Baitwell With Pail

Auxiliary Battery Compartment

Amber Cockpit and Bow Courtesy Lights



37-Gall Recircu System,

Two Pr With

12-V

12/24-V Panel


OTHER STANDARD FEATURES: Big Bow Platform With Storage Co
• Under-Console Storage • Dock-Gard Gunnel Bumper • AM/FM
With Two Speakers • Rod Savers • Grab Handles • Drink Holder
Power Switch • Automatic Bilge Pump • Aft Trolling Motor Outle

OPTIONAL: Battery Charger • Bow Trolling Motor • Fish Locator
Package Vinyl Flooring • Custom Travel Cover • Hydro-Flow Wa

RCL PACKAGE INCLUDES: Logo'd Carpet • Pull-Up Cleats • Logo C
• "Team" Graphics On Windscreen/Windshield



TOURNAMENT SERIES 192 S



TOURNAMENT SERIES 192 DC

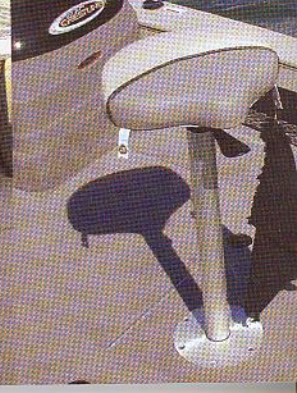



A: Keep minnows and your catch lively in our ingenious Flo-Rite™ livewell/baitwell system with timer.

B: The rod management system holds 11 rods. This is serious storage for serious anglers!

C: You'll like the cargo-net

D: Our optional butt seat popular with serious anglers

E: Add a port console to keep your fishing partner happy.



Little Brother.



If the Tournament Series 202 is the big kid on the block, the all-new 192 is its downsized twin. It has the identical traits of an equal thirst for fishing adventure. Yet with its trim 19-foot design, the Tournament Series 192 is lighter to tow and lighter on your wallet too. This boat is so sweet and advanced, you'll think of it as a member of your family.

SPECIFICATIONS

	Tournament Series 192
Overall Length	19'2" (5.8m)
Maximum Beam	95" (241cm)
Max. Transom Beam	95" (241cm)
Maximum Depth	37" (94cm)
Max. Cockpit Depth	20" (51cm)
Approx. Weight	1360# (617kg)
Max. Weight Capacity	1425# (646kg)
Maximum H.P.	200
Fuel Capacity	39 gal. (148L)
Alum. Gauge/Bottom	.125
Alum. Gauge/Sides	.090
Alum. Gauge/Transom	.125

Available in Poplin Base and all 2003 Crestliner Accent Colors

Tournament Series 192

25" Quick-Shot™ Transom and Tru-Trac™ Rock-Gard Keel

Tru-V 17 UniWeld Hull Design

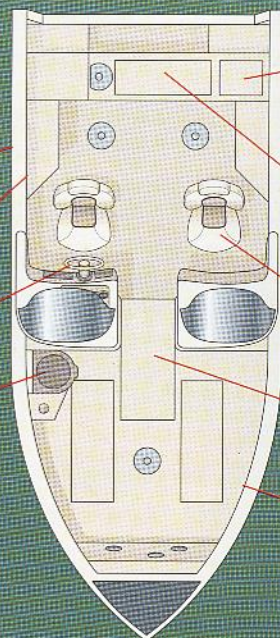
Two Weather-Tight Storage Compartments

Custom Console With Tilt Wheel

Recirculating Baitwell With Pail

Auxiliary Battery Compartment

Amber Cockpit and Bow Courtesy Lights



Rec

37-Gal Recirculating System

Two Weather-Tight Storage Compartments

12

Handy B

12/24-Volt Battery Panel

OTHER STANDARD FEATURES: Big Bow Platform With Storage Compartment • Under-Console Storage • Dock-Gard Gunnel Bumper • AM/FM Radio With Two Speakers • Rod Savers • Grab Handles • Drink Holders • Battery Switch • Automatic Bilge Pump • Aft Trolling Motor Outlet

OPTIONAL: Battery Charger • Bow Trolling Motor • Fish Locator • Power Steering • Northwest Package Vinyl Flooring • Custom Travel Cover • Flow Water Pick-Up

RCL PACKAGE INCLUDES: Logo'd Carpet • Pull-Up Cleats • Logo On Bow • "Team" Graphics On Windscreen/Windshield



CHECK IT OUT!

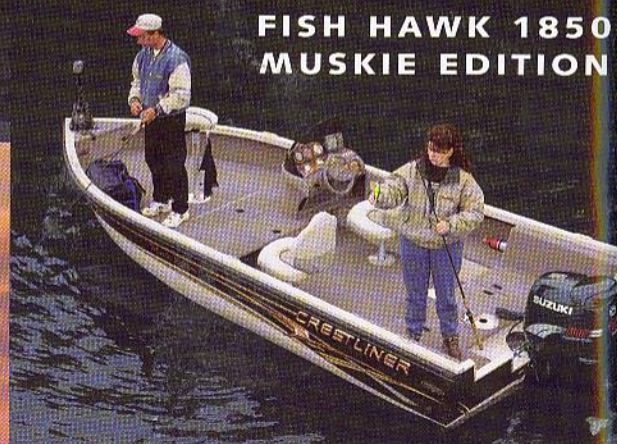
See streaming video and review an independent test on the TOURNAMENT SERIES 192 at...

BOATTEST.COM
Streaming Video that moves the market



FISH HAWK 1850 SC

FISH HAWK 1850 DC



FISH HAWK 1850 MUSKIE EDITION

A: Get a load of the 55" bow livewell and all that compartmentalized storage. Pack up your Fish Hawk and go!

B: Anglers wanted a 24-gallon stern livewell with a built-in bait pail. We delivered.

C: The bow butt seat with 27" pedestal is an option on all Fish Hawks.

D: The same butt seat is standard on the Muskie Edition, as is our recirculating livewell system with timers and custom graphics.





We introduced this model last year and it became an instant hit. And why wouldn't it? The Fish Hawk 1850 is a big boat with features as serious as its predatory attitude. Step in and your only thought is 'let's go get 'em!' Whether you choose the single console, dual console or the new Muskie Edition package, your Fish Hawk 1850 will help you succeed on the water.

SPECIFICATIONS

	Fish Hawk 1850
Overall Length	18'3" (5.6m)
Maximum Beam	95.5" (243cm)
Max. Transom Beam	95.5" (243cm)
Maximum Depth	35" (89cm)
Max. Cockpit Depth	24" (61cm)
Approx. Weight	1300# (590kg)
Max. Weight Capacity	1360# (617kg)
Maximum H.P.	150
Fuel Capacity	31 gal. (117L)
Alum. Gauge/Bottom	.100
Alum. Gauge/Sides	.090
Alum. Gauge/Transom	.125

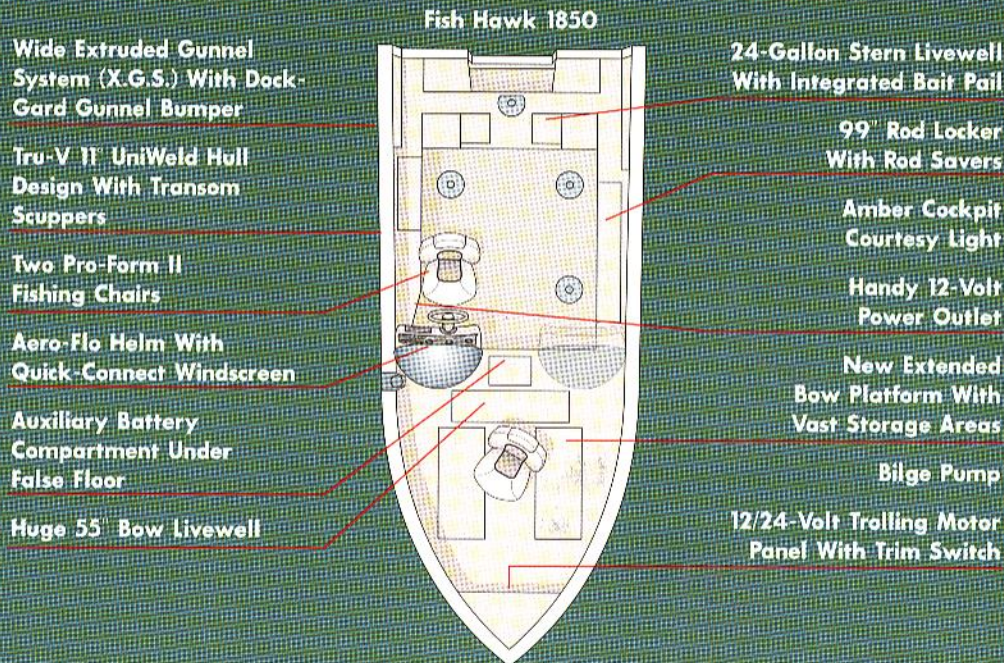
Available in Poplin Base and all 2003 Crestliner Accent Colors

**CHECK IT
OUT!**

See streaming video and review an independent test on the FISH HAWK 1850 at...

BOATTEST.COM


Streaming Video that moves the market



OTHER STANDARD FEATURES: Under-Console Storage • Marine Hardware • No-Feedback Steering System • Grab Handle • Drink Holder • Floor Drains • Stern Battery Storage • Fire Extinguisher • Navigation Lights With Bow Task Light

OPTIONAL: Battery Charger • Bow Trolling Motor • Fish Locator • Northwest Package Vinyl Flooring • Custom Travel Cover • Stereo • Hydraulic Steering • Tilt Steering • Muskie Edition Includes Recirculating livewell System, Butt Seat And Custom Graphics

FISH HAWK 1750 DC



Fish Hawk 1750






FISH HAWK
1750 SC

A: Look how we've extended the bow deck for 2003! You'll like that extra space. You'll also appreciate the additional under-console storage.

C: The large aerated baitwell on the starboard side is extremely convenient. Even the undersides of our doors are impeccably finished.

B: New woodgrain trolling motor panel includes a power trim switch. Every component is first-rate.

D: An optional Aero-Flo port console wraps your passenger in calm comfort and includes a drink holder.



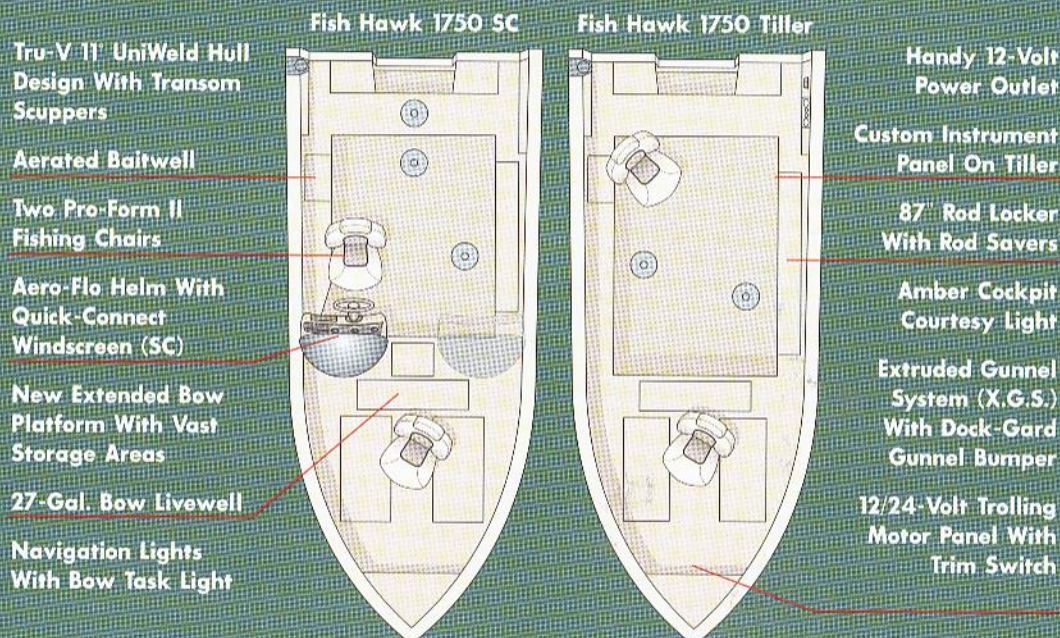


35 inches. That's the depth of this feature-packed marvel of angling engineering. The ultra-deep Fish Hawk 1750 is so well-designed and well-built, it's the most popular fishing rig in Crestliner history.

For a smooth ride, smart layout and features you'd expect on more expensive boats, the Fish Hawk 1750 buries the competition. Deeply.

SPECIFICATIONS

	Fish Hawk 1750
Overall Length	17'2" (5.2m)
Maximum Beam	91" (231cm)
Max. Transom Beam	91" (231cm)
Maximum Depth	35" (89cm)
Max. Cockpit Depth	24" (61cm)
Approx. Weight	1100# (499kg)
Max. Weight Capacity	1450# (658kg)
Maximum H.P.	125 (Tiller: 80)
Fuel Capacity	26 gal. (98L)
Alum. Gauge/Bottom	.090
Alum. Gauge/Sides	.080
Alum. Gauge/Transom	.125
Available in Poplin Base and all 2003 Crestliner Accent Colors	




OTHER STANDARD FEATURES: Under-Console Storage • Marine Hardware • Grab Handle • Drink Holder • Floor Drains • Stern Battery Storage • Fire Extinguisher • Bilge Pump

OPTIONAL: Battery Charger • Bow Trolling Motor • Fish Locator • Northwest Package Vinyl Flooring • Custom Travel Cover • Stereo • Tilt Steering • Recirculating System With Light And Timer For Bow Livewell



FISH HAWK 1650 SC





FISH HAWK 1650 TILLER

A: Protect your investment at the dock or on the road with an optional travel cover.

B: Keep your expensive gear secure in this lockable 90" rod locker.

C: When you take a seat on the Pro-Form II chair behind this console, you "feel" the quality.

D: Outfit your Fish Hawk tiller with an optional, great-sounding stereo.





When you're casting, trolling, jigging and fighting fish, you need a lot of space. The Fish Hawk 1650 is your space craft. With a cavernous 35-inch depth and 87 inches of brimming beam, this fishing command center has you covered. Plus, we've made the most of the vast interior with great storage and smart features everywhere you look. So get in, stretch out and take off!

SPECIFICATIONS

	Fish Hawk 1650
Overall Length	16'0" (4.8m)
Maximum Beam	87" (221cm)
Max. Transom Beam	87" (221cm)
Maximum Depth	35" (89cm)
Max. Cockpit Depth	24" (61cm)
Approx. Weight	880# (399kg)
Max. Weight Capacity	1200# (544kg)
Maximum H.P.	90 (Tiller: 60)
Fuel Capacity	18 gal. (68L)
Alum. Gauge/Bottom	.090
Alum. Gauge/Sides	.080
Alum. Gauge/Transom	.125
Available in Poplin Base and all 2003 Crestliner Accent Colors	

Tru-V II UniWeld Hull Design With Transom Scuppers

Aerated Baitwell

Two Pro-Form II Fishing Chairs

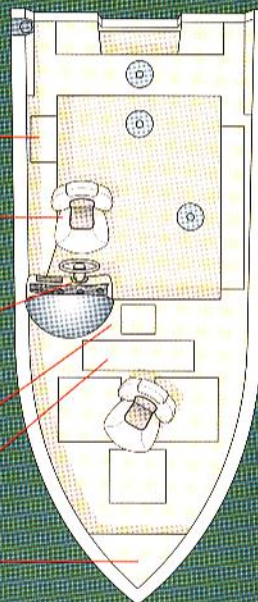
Aero-Flo Helm With Quick-Connect Windscreen (SC)

New Extended Bow Platform With Vast Storage Areas

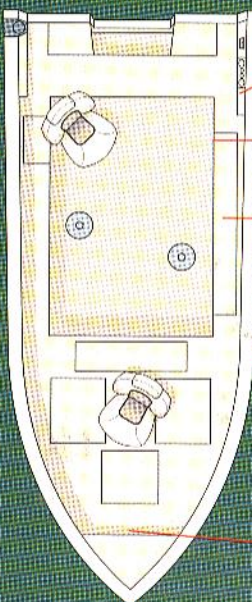
27-Gal. Bow Livewell

Navigation Lights With Bow Task Light

Fish Hawk 1650 SC



Fish Hawk 1650 Tiller



Handy 12-Volt Power Outlet

Custom Instrument Panel On Tiller

90° Rod Locker With Rod Savers

Amber Cockpit Courtesy Light


Extruded Gunnel System (X.G.S.) With Dock-Gard Gunnel Bumper

12/24-Volt Trolling Motor Panel With Trim Switch

OTHER STANDARD FEATURES: Under-Console Storage • Marine Hardware • Grab Handle • Drink Holder • Floor Drains • Stern Battery Storage • Fire Extinguisher • Bilge Pump

OPTIONAL: Battery Charger • Bow Trolling Motor • Fish Locator • Northwest Package Vinyl Flooring • Custom Travel Cover • Stereo • Tilt Steering • Recirculating System With Light And Timer For Bow Livewell

ANGLER 1600 SC



ANGLER 1600 TILLER

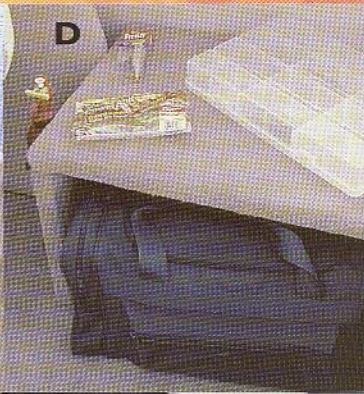



0 inches long, deep and securely
able - it's a sweet rod locker.

is bow has everything you for
venience and fishing success. The
wing doors provide wide-open
ess to your gear.

C: Pro-Form I chairs are rugged, self-
draining and best of all - comfortable.
A cargo mesh pocket in back is perfect
for holding maps, sunglasses and
other essentials.

D: Tuck-under storage, Starboard side.





Looking for a great sidekick, even when you're fishing alone? You'll find it in the Angler 1600. We introduced this boat last year to bridge the gap between FISH HAWK performance and ANGLER value. It's a solid ship with a no-frills layout designed to help you catch more fish. Angler 1600... for affordable fishing performance, it's your perfect match.


SPECIFICATIONS

Angler 1600/1600SC

Overall Length	16'0" (4.8m)
Maximum Beam	84" (214cm)
Max. Transom Beam	84" (214cm)
Maximum Depth	35" (89cm)
Max. Cockpit Depth	22" (56cm)
Approx. Weight	860# (390kg)
Max. Weight Capacity	1200# (544kg)
Maximum H.P.	75 (Tiller: 60)
Fuel Capacity	17 gal. (64L)
Alum. Gauge/Bottom	.090
Alum. Gauge/Sides	.080
Alum. Gauge/Transom	.125
Available in Poplin Base and all 2003 Crestliner Accent Colors	



Our LIFETIME+3 Protection Plan gives the original owner lifetime coverage on hull welds PLUS 3 years of protection on virtually everything from bow to stern. That's the kind of peace-of-mind you deserve!



OTHER STANDARD FEATURES: Crestliner Graphics Package • Level Flotation • 16-Ounce Marine Grade Carpet • Tuck-Under Storage

OPTIONAL: Battery Charger • Bow Trolling Motor • Fish Locator • Northwest Package Vinyl Flooring • Custom Travel Cover • Tilt Steering • AM/FM Cassette Stereo With 2 Speakers

ANGLER 14 SC



ANGLER 14 TILLER



ANGLER 16 TILLER

ANGLER 16 SC

A: Every boat on this page comes standard with navigation lights. There's even a task light for night-fishing activities. When not in use, the lights clip into place out of harm's way.

B: Here's a close look at the Pro-Form I seat back. That mesh pocket is really useful.

C: On the Canadian 18, you'll appreciate the tackle & tool holder. It's right next to the aerated baitwell.

D: Look at the Canadian 18's dandy bow platform. That's easy-clean vinyl instead of carpet. And a bubble gasket around the entire perimeter helps prevent debris from getting below deck.



NEW CANADIAN 18


A



B



C



D





Sometimes a basic approach to fishing is the most rewarding. Take the Crestliner Angler for example. There's nothing complicated about this boating value. It's got everything you need for a productive day on the water. With a straightforward floor plan, ample storage and a 23-gallon livewell, the Angler is ready to fish as hard as you do -- plain and simple.

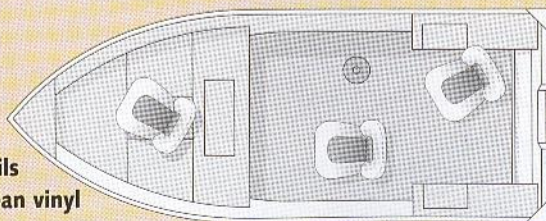
SPECIFICATIONS

	Angler 14/14SC	Angler 16/16SC	Canadian 18
Overall Length	14'7" (4.4m)	16'7" (5.0m)	18'0" (5.5m)
Maximum Beam	73.25" (183cm)	74.75" (183cm)	79" (200cm)
Maximum Depth	33.5" (85cm)	33.5" (85cm)	32" (81cm)
Max. Cockpit Depth	22" (56cm)	22" (56cm)	32" (81cm)
Approx. Weight	654# (297kg)	704# (319kg)	810# (367kg)
Max. Weight Capacity	1010# (458kg)	1000# (453kg)	1000# (453kg)
Maximum H.P.	40	50	60
Fuel Capacity	Portable	Portable	18 gal. (68L)
Alum. Gauge/Bottom	.080	.080	.100
Alum. Gauge/Sides	.080	.080	.090
Alum. Gauge/Transom	.090	.090	.100

Available in Poplin Base and all 2003 Crestliner Accent Colors

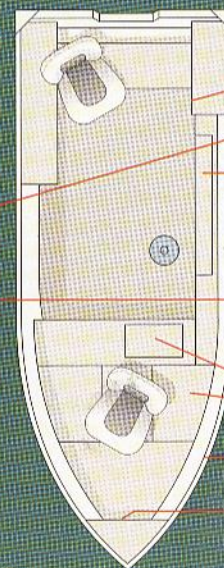
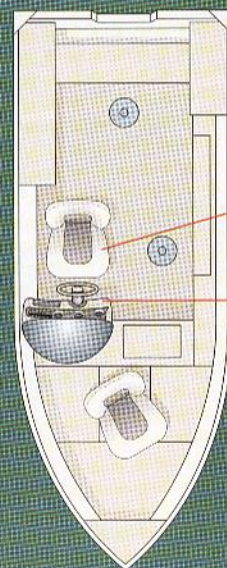
Canadian 18 available in silver paint

The Canadian 18 is a heavy-gauge aluminum camp boat with splash rails and tough, easy-clean vinyl floors. This hard-working rig has everything you need, including: navigation lights, bilge pump, 18-gallon fuel tank, dry storage, 22-gallon aerated bow livewell, baitwell, rod holders and more.



Angler 16 SC

Angler 16 Tiller



Switch Panel On Tiller Model

Two Pro-Form I Fishing Chairs

84" Rod Locker

Tru-V 4 UniWeld Hull

Aero-Flo Helm With Quick-Connect Windscreen (SC)

Casting Platform With Large Storage Compartments And 15-Gallon Aerated Livewell

Extruded Gunnel System (X.G.S.)

12/24-Volt Trolling Motor Outlet

OTHER STANDARD FEATURES: Electric Bilge Pump • Crestliner Graphics Package • Level Flotation • Baked Armor-Guard Paint Process • Navigation Lights With Bow Task Light • Treated Panel Flooring With Lifetime Limited Warranty • Marine Grade Carpet

OPTIONAL: Battery Charger • Bow Trolling Motor • Fish Locator • Northwest Package Vinyl Flooring • Custom Travel Cover • Tilt Steering • Horn

CX 1754 CRAPPIE



CXP 185 "PAD"




A: Imagine yourself on the CXP's spacious bow deck with your rods and gear beneath your feet... ready for action!

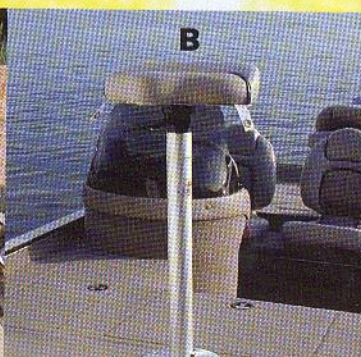
B: Add an optional butt seat to the CXP. It has two heavy-duty grommeted straps for hanging accessories.

C: The CX Crappie a smart boat with storage in all the right places, including under the seats. You also get dual livewells and bait pails.


D: Three pedestal bases at the bow means you can set up for crappies in a bunch of different ways - with storage galore.



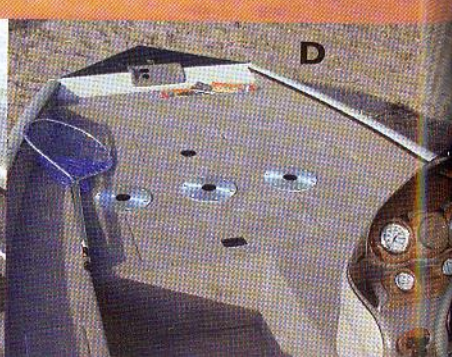
A



B



C



D



Introducing two fresh fishing designs for 2003! The new CXP has a big bass layout set in a revolutionary "pad" hull. The pad, combined with CXP's sweep-back transom, delivers better performance out-of-the-hole and on-plane. Inside it's loaded to the gills. You've never seen an aluminum boat like it! The new CX 1754 Crappie lives up to its name with specially-designed features that crappie anglers need to catch more fish.

Sweep-Back Transom Puts The Prop In "Clean" Water For Better Performance

Stern Storage And 26-Gallon Aerated Livewell

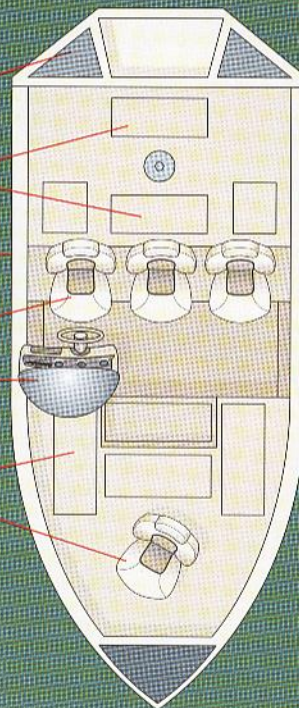
UniWeld Hull With "Pad" For Better Performance

Pro-Form II Driver And Passenger Chairs

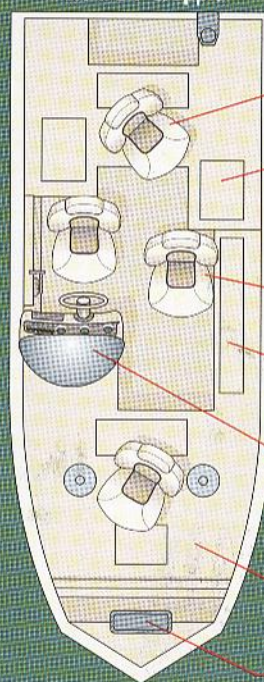
Deluxe Aero-Flo Helm

Huge Casting Deck Has Storage, Rod Lockers And A Convenient Cooler

CXP 185



CX 1754 Crappie



Pro-Form II Fishing Chairs

13-Gallon Aerated, Stern Livewell

Stern Baitpail

Fixed Pro-Form II Chairs With Storage Boxes Beneath

Lockable Rod Locker

Aero-Flo Helm With Quick-Connect Windscreen

Big Casting Deck With 19-Gallon Livewell And Built-In Baitpail

Trolling Motor Panel With 12/24-Volt Outlet

SPECIFICATIONS

	CXP 185	CX 1754 Crappie
Overall Length	18'0" (5.5m)	17'0" (5.2m)
Maximum Beam	91" (231cm)	76" (193cm)
Bottom Width	73" (185cm)	54" (137cm)
Approx. Weight	1675# (760kg)	800# (363kg)
Weight Capacity	1300# (590kg)	1080# (490kg)
Maximum H.P.	150	90
Fuel Capacity	40 gal. (151L)	12 gal. (45L)
Alum. Gauge/Bottom	.100	.100
Alum. Gauge/Sides	.100	.100

Available in Poplin Base and all 2003 Crestliner Accent Colors

OTHER STANDARD FEATURES: Heavy-Duty Deck Gunnel • Marine Hardware • Fire Extinguisher • Horn • 16-Ounce Marine Carpet • Floor Drain • Baked Armor-Guard Paint With Custom Crestliner Graphics • Level Flotation • Stern Battery And Oil Reservoir Compartment • Electric Bilge Pump • Navigation Lights With Bow Task Light

OPTIONAL: Battery Charger • Bow Trolling Motor • Fish Locator • Custom Travel Cover • Butt Seat With 27" Pedestal • AM/FM Cassette Stereo With 2 Speakers



CX 1860



CX 1754



CX 1655



CX 1650




A: Woodgrain panels on the Aero-Flo Helm are a nice touch.

B: Easy-open storage compartments everywhere you look on the bow.

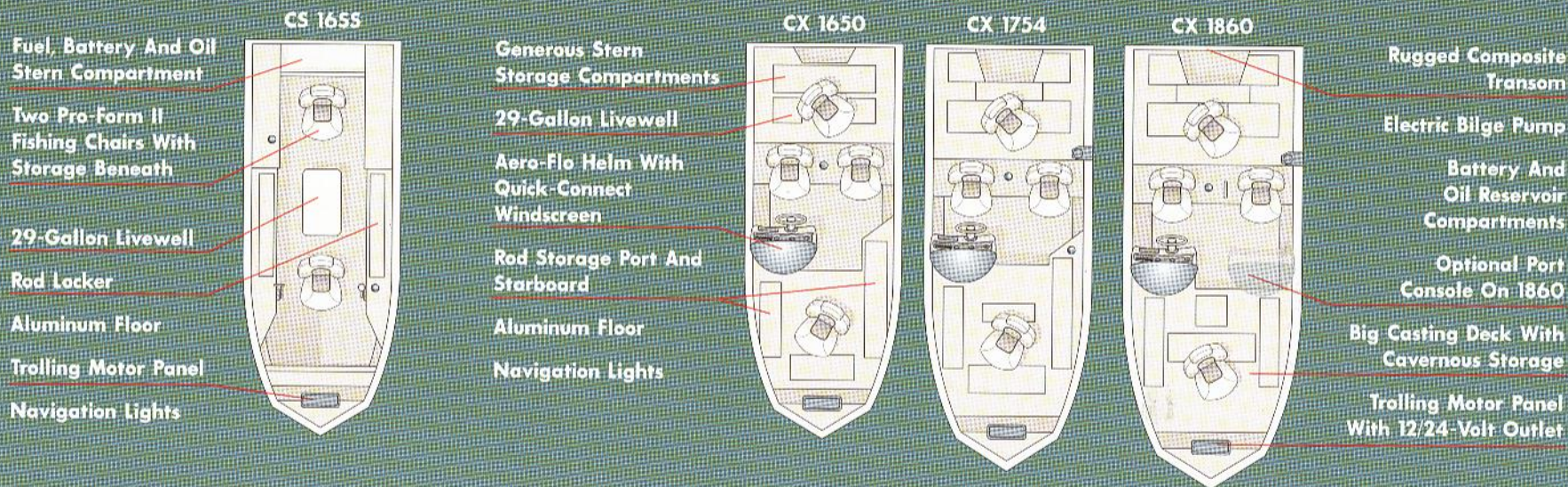
C: The stern is equally appointed with doors galore.

D: Roomy rod lockers keep your expensive graphites safe.





Holy-deck-space bass man! The only thing more impressive than all that floor is all the storage that lies beneath it. And it all sits within a UniWeld mod-V hull that planes beautifully at full throttle and trolls effortlessly in shallow water. From pads to timber, and through all water in between, the CX is a bass angler's dream - inside and out.



SPECIFICATIONS

	CX 1650/CS 1655	CX 1754	CX 1860
Overall Length	16'0" (4.9m)	17'0" (5.2m)	18'0" (5.5m)
Maximum Beam	71" (180cm)	76" (193cm)	81" (206cm)
Bottom Width	50" (127cm)	54" (137cm)	60" (152cm)
Mod-V Hull Design	6"	8"	10"
Approx. Weight	700# (317kg)	800# (363kg)	1000# (454kg)
Weight Capacity	900# (397kg)	1080# (490kg)	1265# (567kg)
Maximum H.P.	70/40	90	130
Fuel Capacity	Portable	21 gal. (83L)	21 gal. (83L)
Alum. Gauge/Bottom	.090	.100	.100
Alum. Gauge/Sides	.090	.100	.100

Available in Poplin Base and all 2003 Crestliner Accent Colors

STANDARD FEATURES: Modified-V UniWeld Hull Design • 12-Volt Power Outlet (1754 & 1860 Only) • Heavy-Duty Deck Gunnel • Marine Hardware • Fire Extinguisher • Horn • Marine Carpet • Floor Drain • Baked Armor-Guard Paint With Custom Crestliner Graphics • Level Flotation

OPTIONAL: Battery Charger • Bow Trolling Motor • Fish Locator • Custom Travel Cover • Butt Seat With 27" Pedestal • AM/FM Cassette Stereo With 2 Speakers

SPORTSMAN 16 SC

**SPORTSMAN
16 SS**



SPORTSMAN 18

SPORTSMAN 14

SPORTSMAN 14 SS

For lightweight, riveted performance in a simple bench boat, the XCR Series can't be beat. They're very affordable - which makes them ideal back-up boats and "puddle-jumpers."

XCR SERIES 146




Some of your best memories probably happened in a bench-style fishing boat. For those memories yet to be made, let them happen in a Sportsman. These rugged, practical, affordable boats take you back to the roots of fishing. They come in three lengths and are available with side consoles or SS models - which include flat floors and side storage compartments.

S P E C I F I C A T I O N S


	Sportsman 14/SC	Sportsman 16/SC	Sportsman 18/SC	XCR 1256V	XCR 1462V	XCR 1667V
Overall Length	14'7" (4.4m)	16'7" (5.0m)	18'0" (5.5m)	12'1" (3.7m)	13'8" (4.2m)	16'0" (4.9m)
Maximum Beam	73" (185cm)	75" (191cm)	78" (198cm)	56" (132cm)	62" (157cm)	67" (170cm)
Bow Depth	27.50" (70cm)	28.50" (72cm)	33.50" (85cm)	27" (69cm)	30" (76cm)	27" (69cm)
Approx. Weight	410# (185kg)	430# (195kg)	610# (276kg)	104# (47kg)	243# (110kg)	346# (157kg)
Weight Capacity	1010# (458kg)	1300# (590kg)	1390# (630kg)	575# (261kg)	855# (401kg)	1100# (499kg)
Maximum H.P.	35	40	50	10	25	30
Fuel Capacity	Portable	Portable	Portable	Portable	Portable	Portable
Alum. Gauge/Bottom	.080	.080	.100	.050	.050	.072
Alum. Gauge/Sides	.080	.080	.090	.050	.050	.072
Alum. Gauge/Transom	.090	.090	.100			

Sportsmans have silver paint and spackled, slip-resistant interiors

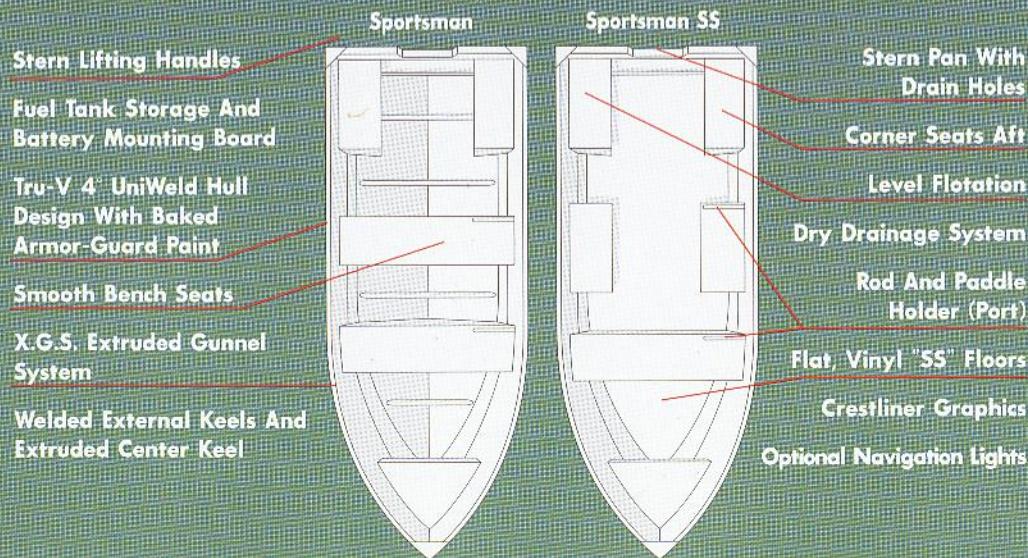
CR Series have natural aluminum hulls with tan interior paint; CR 1667V available with optional 21" tall transom



XCR SERIES 1667V



XCR SERIES 1256V





C 2070VDS



C 1860VDC



C 1754VDS

All work and no play is no way to live your life. Luckily there's a boat that lets you do both: the deluxe Jon. It's tough enough to meet any challenge. Load it with decoys, shotguns, fishing gear, traps, tools, family and friends. It's always ready for action, and it looks better the dirtier it gets. Whether you're working like a horse or just horsing around, do it in a Crestliner.

Heavy-Duty 5020 Marine Aluminum

Large Stern Platform With Battery Storage Compartments

Mod-V UniWeld Hull

Center Console With Polished Stainless Steel Grab Rails

Large Bow Platform

Livewell

Roomy Under-Bow Storage Area

Navigation Lights

VDC Center Console

VDS Side Console

Rugged Corner Caps

Built-In Fuel Tank

Electric Bilge Pump

Aluminum Floor Liner With Slip-Resistant Finish

Extruded, High-Strength Ribs

Interior Side Panels

Level Flotation

12/24-Volt Trolling Motor Outlet

Large Radius Keel

Stainless Steel Bow And Stern Eyes


SPECIFICATIONS

	C 1754VDC/VDS	C 1860VDC/VDS	C 2070VDC/VDS
Overall Length	17'0" (5.2m)	18'0" (5.5m)	20'0" (6.1m)
Maximum Beam	75" (191cm)	81" (206cm)	96" (244cm)
Bottom Width	54" (137cm)	60" (152cm)	70" (178cm)
Side Depth	23.50" (60cm)	22" (57cm)	25" (64cm)
Mod-V Hull Design	8'	10'	12'
Number Of Ribs	12	13	15
Approx. Weight	800# (363kg)	900# (408kg)	1025# (465kg)
Weight Capacity	1045# (474kg)	1350# (612kg)	1615# (732kg)
Maximum H.P.	70	80	115
Fuel Capacity	21 gal. (83L)	21 gal. (83L)	21 gal. (83L)
Alum. Hull Gauge	.100	.100	.100
Transom Height	21" (53cm)	21" (53cm)	21" (53cm)

Available in Olive Drab (Camouflage paint optional)

OPTIONAL: Mossy Oak Shadow Grass or Mossy Oak Break-Up Camouflage Paint

C 1752VS



C 1652V



These welded works of art are as fun as they are functional. For hard hunting and fishing, a welded Mod-V Crestliner is your true-blue friend.


Standard Features Include: • Flat Aluminum Floor Liner • All-Welded Construction • Tall 21" Transom For Better Performance
• Heavy-Duty Transom Knee • Under-Deck Storage • Structural Support Ribs

Popular Options Include: • Mossy Oak Shadow Grass or Break-Up Camouflage Paint • Navigation Lights • Trolling Motor Mount
• Side Storage Box And Side-Mount Gun Box (Not Available On 1652)


S P E C I F I C A T I O N S

	C 1652V	C 1752V	C 1860V	C 2070V
Overall Length	16'0" (4.9m)	17'0" (5.2m)	18'0" (5.5m)	20'0" (6.1m)
Maximum Beam	75" (191cm)	75" (191cm)	86.50" (220cm)	96" (244cm)
Bottom Width	52" (132cm)	52" (132cm)	60" (152cm)	70" (178cm)
Side Depth	21" (53cm)	21" (53cm)	21.50" (55cm)	25" (64cm)
Mod-V Hull Design	6°	6°	6°	12°
Console Available	Side	Side/Center	Side/Center	Side/Center
Number Of Ribs	12	13	11	15
Weight	485# (220kg)	495# (224kg)	640# (290kg)	975# (442kg)
Weight Capacity	1110# (499kg)	1175# (533kg)	1400# (635kg)	1615# (732kg)
Maximum H.P. (Tiller)	35	50	50	60
Maximum H.P. (Console)	50	80	80	115
Alum. Hull Gauge	.100	.100	.100	.100


Available in Olive Drab (Camouflage paint optional)



C 1860V



C 1860VS



C 1860VC



CR 1648MT

The ribbed floors and riveted hulls on our tough CR series make these Mod-Vs a great value. You can get yours in the popular side-console set-up, or as a straight tiller. Either way, you'll get Crestliner performance at a great price.

Standard Features On These Great Mod-Vs Include: Two Bench Seats With Bow Platform


- Center Seat With Gravity-Fed Livewell/Storage Compartment
- Flat Bottom
- Modified-V Bow
- Formed-In Keels And Spray Rails
- Two Transom Handles
- Formed Transom Corner Caps
- Drain Plug

You can customize every mod-V Jon with a side console and your choice of transom heights - the standard 16-inch transom or the "T" tall transom. It measures 21". For you anglers, throw in an optional trolling motor mount on either model.

S P E C I F I C A T I O N S

	CR 1448M	CR 1648M
Overall Length	14'0" (4.3m)	15'10" (5.2m)
Maximum Beam	70" (178cm)	70" (178cm)
Bottom Width	48" (122cm)	48" (122cm)
Side Depth	21" (53cm)	21" (53cm)
Console Available	Side	Side
Number Of Ribs	7	9
Weight	365# (166kg)	420# (190kg)
Weight Capacity	765# (347kg)	920# (417kg)
Maximum H.P.	25	35
Alum. Hull Gauge	.072	.072

Available in Olive Drab




CR 1236

CR 1448

Throw a lightweight, riveted Jon in your truck and go wherever the ducks are flying or the fish are biting. For rugged dependability at a value price, a CR is a simple choice.

Choose from six sizes - all with oversized ribs, rock-solid framing and level flotation. You also get generous bench seating, a bow platform, formed-in spray rails and keels, oar locks, rugged corner caps, bow/transom handles and tough olive drab paint. Plus, the CR 1448 and 1648 come with a gravity-fed livewell/storage compartment built into the center seat. Options on the 1448 and 1648 include a side console and a 21-inch "Tall" transom.

CR1032




CR1232



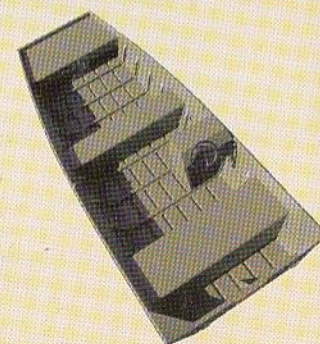
CR1436



CR1648

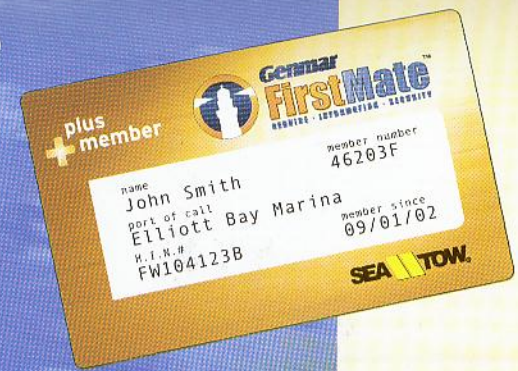


CR1648S



	CR 1032	CR 1232	CR 1236	CR 1436	CR 1448	CR1648
Overall Length	9'11" (3.0m)	11'10" (3.6m)	11'11" (3.6m)	14'0" (4.3m)	14'0" (4.3m)	15'10" (4.8m)
Maximum Beam	48" (122cm)	48" (122cm)	56" (142cm)	57" (145cm)	70" (178cm)	70" (178cm)
Bottom Width	32" (81cm)	32" (81cm)	36" (91cm)	36" (91cm)	48" (122cm)	48" (122cm)
Side Depth	16" (41cm)	16" (41cm)	17" (43cm)	17" (43cm)	19" (48cm)	21" (53cm)
Number Of Ribs	2	3	6	8	7	9
Weight	80# (36kg)	90# (41kg)	140# (63kg)	185# (84kg)	365# (166kg)	420# (190kg)
Weight Capacity	275# (125kg)	335# (152kg)	500# (227kg)	615# (279kg)	765# (347kg)	920# (417kg)
Maximum H.P.	3	3	10	20	25	35
Alum. Hull Gauge	.043	.043	.050	.064	.072	.072

Genmar FirstMate™ ensures that every day on the water is a good day with 24-hour live assistance that can get you a tow, weather information, or insights on local boating and fishing.



Genmar FirstMate™: The essential difference for carefree boating.

Our exclusive Genmar FirstMate™ service ensures that your boating days are safe and hassle-free with instant access to live information and assistance **24/7/365**. Genmar FirstMate is there for you whenever you need help with:

- **SEA TOW Marine Assistance Service:** We'll quickly send help on the water whether you're out of fuel, have a dead battery, are lost or soft aground.
- **FishMate™:** Whether it's fresh or saltwater fishing – find information on where the fish are biting, what they're biting, local tournaments, seasons, limits and more.
- **Concierge Service:** No matter where you are, information on everything from nearby bait & tackle shops to weather information and slip reservations is just a phone call away.
- **Help Line:** Have a question about your new purchase? Whether you need help finding a boating safety course or finding a boat ramp, we've got the answers.
- **Information Line:** Just give us a call to find a dealer, get product information or renew your membership.
- **Boater Education Discounts:** Reduced rates on United States Power Squadron – America's Boating CourseSM. Completion of course may help reduce insurance premiums and fulfill state education requirements.
- **ENVIRO CARE:** Information you need to keep our environment free from oil and gas spills.
- **TRAILER CARE:** Have a problem while trailering your new boat? We'll send help and cover you for roadside service so you can get on your way again.
- **GPS Monitoring*:** Chart your course and monitor your navigation with our satellite positioning and tracking system.
- **Telematics Security*:** Increase your safety and security, and likely reduce insurance premiums with services like a bilge alarm and geofencing, which sets up an invisible fence around your boat to protect it from theft.

Enrollment in Genmar FirstMate™ is FREE for the first year on qualifying boats. For complete details on Genmar FirstMate™, visit your local dealer or log on to www.genmarfirstmate.com



Genmar®


© 2002 Genmar Holdings, Inc. Crestliner and Genmar are registered trademarks of Genmar. Genmar FirstMate, Genmar FirstMate+ and FishMate are trademarks of Genmar. Sea Tow, Enviro Care, and Trailer Care are registered trademarks of Sea Tow International, Inc. Genmar FirstMate one-year membership is free with most 2003 Genmar products effective September 2002. Genmar FirstMate + available with most boats 24 feet and over (Free for first 90 days). *Available with Genmar FirstMate+ Service. Genmar FirstMate and FirstMate+ available in the 48 contiguous states, Bahamas and Puerto Rico.



CRESTLINER

The Leader By Innovation™

**Whatever you do on the water,
do it in a Crestliner.**



For our full
line-up of
pontoon and
deck boats,

check out the 2003 Crestliner
Pontoon/Deck Boat catalog. And if
you want to look as good as your
boat, pick up a Crestliner
Sportswear catalog for a great
selection of hats, shirts, coats and
accessories.

Call us at
866-816-0887
for more
information.



Crestliner, Inc. A Genmar Subsidiary
The Technology Leader in the Marine Industry

609 13th Avenue N.E., Little Falls, Minnesota 56345
320/632-6686 • <http://www.crestliner.com>

All prices and specifications subject to change. Crestliner, Inc. reserves the right to discontinue models or change prices, specifications, materials, equipment, color or design at any time without notice and without incurring obligations. Some models are shown with optional features. Outboard boat weights shown in this catalog reflect the approximate weight of the boat only, and do not include weights of the outboard motor or accessories installed. All boats meet or exceed United States Coast Guard regulations and National Marine Manufacturers Association Certification Standards. Warranty: The Crestliner LIFETIME+3 Protection Plan and lifetime deck limited warranties continue to lead the industry. Crestliner warrants to the original owner that it will repair or replace defects discovered in a main seam hull weld for life after the date the boat is purchased. Crestliner also warrants to the original owner that it will repair or replace all other defects in materials and workmanship in the boat for a period of three years after the date the boat is purchased. Some restrictions apply. For complete details, a copy of our limited warranty is attached to each new boat or may be obtained from your Crestliner dealer. © 2002 Crestliner Inc.

To talk to the dealer nearest you, dial
1-800-889-7020 ext.111

Connects directly to dealer. Please call during business hours.

Please follow the rules of safe boating, be courteous to others and respect the marine environment.

Special thanks to: Stearns Mfg. PFDs and inflatables.

250m 7/02 Printed in USA

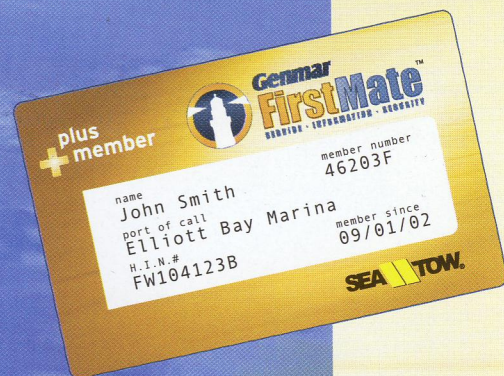
CRESTLINER[®]

Whatever you do on the water,
do it in a Crestliner.



THE ULTIMATE IN BOATING FREEDOM AND SECURITY.

Genmar FirstMate™ ensures that every day on the water is a good day with 24-hour live assistance that can get you a tow, weather information, or insights on local boating and fishing.



Genmar FirstMate™: The essential difference for carefree boating.

Genmar FirstMate™ service ensures that you are safe and hassle-free with instant information and assistance 24/7/365. We are there for you whenever you need us.

Marine Assistance Service: Get help on the water whether you need help, have a dead battery, are lost or need a tow.

Whether it's fresh or saltwater fishing, information on where the fish are biting, local tournaments, seasons, and more.

Service: No matter where you are, we can help with everything from nearby bait & tackle to weather information and slip reservations. Call us today.

- **Help Line:** Have a question about your new purchase? Whether you need help finding a boating safety course or finding a boat ramp, we've got the answers.
- **Information Line:** Just give us a call to find a dealer, get product information or renew your membership.
- **Boater Education Discounts:** Reduced rates on United States Power Squadron – America's Boating CourseSM. Completion of course may help reduce insurance premiums and fulfill state education requirements.
- **ENVIRO CARE:** Information you need to keep our environment free from oil and gas spills.
- **TRAILER CARE:** Have a problem while trailering your new boat? We'll send help and cover you for roadside service so you can get on your way again.
- **GPS Monitoring*:** Chart your course and monitor your navigation with our satellite positioning and tracking system.
- **Telematics Security*:** Increase your safety and security, and likely reduce insurance premiums with services like a bilge alarm and geofencing, which sets up an invisible fence around your boat to protect it from theft.

Enrollment in Genmar FirstMate™ is FREE for the first year on qualifying boats. For complete details on Genmar FirstMate™, visit your local dealer or log onto www.genmarfirstmate.com



Beautifully Built.

A: SMOOTH, QUIET, ROLL-CHANNEL FENCES AND GATES SET IN 5-SIDED 1-1/4" RAILS


Not only does this manufacturing technique look better, it sounds better. There are no rail or fence rivets to work loose and rattle like you'll experience with other pontoons. Our gates lift easily, swing freely and are seated in rubber stoppers for silent performance.

B: FULL-LENGTH SADDLE BRACKETS AND "DOUBLE- Γ " CROSS MEMBERS FOR SUPERIOR STRENGTH

Cross members and saddle brackets connect the tubes and support the decking. Other pontoon makers use simple " Γ -shaped or \square -shaped" parts that are prone to unwanted flexing and stress. Not Crestliner. Our extruded "Double- Γ " components provide superior strength, rigidity and dependability.

C: HIGH-RIDING 23" AND 27" TUBES CRAFTED FROM THE FINEST ALUMINUM

Crestliner pontoons feature heavy-duty H34 5052 marine aluminum for the ultimate strength-to-weight ratio.



D: INDEPENDENT BULKHEADS


To enhance your security, we outfit each tube with top-mount air vents to equalize pressure in case of a puncture.

BIG MOTOR PODS SECURED WITH 28 BOLTS VS. SMALLER PODS BOLTED IN ONLY 8 PLACES


Our Hydro-Tech Transom motor pod is bigger and beefier than the competition's. When you compare it to other short pods with a mere handful of anchor bolts, it's easy to see how the Hydro-Tech can handle the weight and power of today's heavy 4-stroke engines.

THE MOST THOROUGH PAINT JOB IN THE INDUSTRY

Only Crestliner paints the upper tubes, fences, gates and rails. It results in a great-looking watercraft that's also virtually care-free. We call it our baked Armor-Guard finish. You'll call it beautiful.



You won't find better peace-of-mind.



RAMPAGE 2100 O/B

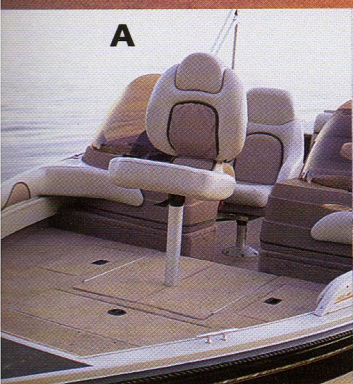
B: In a matter of seconds, Ramage's conversion bow changes between fishing and cruising modes. For angling, a seat in the Pro-Form II chair. To lounge, lean back against the bow backrest cushions and put your cool drink in the built-in beverage holder.

The ski tow is a popular option for many boaters.

Your pop-up changing room is a nice, private convenience.




RAMPAGE 2100 STERNDRIVE



A



B




C



D

Stacked Deck.

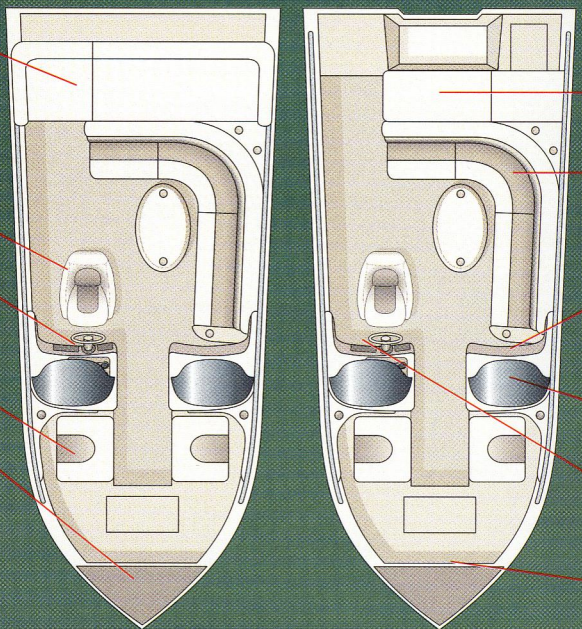


This is what happens when a deck boat meets Crestliner's revolutionary UniWeld hull. The result is a fish & ski masterpiece that gets on plane fast and re... Inside it's pure deck boat with plush seating, a padded sundeck, pop-up ch... room and a multi-purpose conversion bow. For summer sun and fishing fun, stack the... your favor with a Rampage.

- Padded Aft Sundeck With Changing Room
- Tru-V 11' UniWeld Hull
- Bimini Top With Boot
- Sliding Sport Bucket Captain's Chair
- Deluxe Helm With Tilt Steering And Full Instrumentation
- Conversion Bow With Backrest Cushions, Cup Holders, Storage, Pro-Form II Fishing Chair And 17-Gallon Aerated Livewell
- Navigation Lights With Bow Task Light

Rampage Sterndrive

Rampage O/B



SPECIFICATIONS

	Rampage O/B	Rampage Sterndrive
Overall Length	21'0" (6.4m)	21'0" (6.4m)
Maximum Beam	99" (251cm)	99" (251cm)
Max. Transom Beam	99" (251cm)	99" (251cm)
Maximum Depth	38.50" (98cm)	38.50" (98cm)
Max. Cockpit Depth	28" (71cm)	28" (71cm)
Approx. Weight	1650# (748kg)	2375# (1077kg)
Max. Weight Capacity	2300# (1043kg)	1540# (698kg)
Maximum H.P.	150	4.3L
Fuel Capacity	39gal. (148L)	39gal. (148L)
Alum. Gauge/Bottom	.100	.100
Alum. Gauge/Sides	.090	.090
Alum. Gauge/Transom	.125	.125

Available in Poplin Base and all 2003 Crestliner Accent Colors

OTHER STANDARD FEATURES: • Horn • Dock-Gard Gun
• Baked Armor-Guard Paint • Fire Extinguisher • Auto
Pump • 25-Quart Cooler • Marine Hardware • Roto-
Furniture

OPTIONAL: Fish Locator • Bow Trolling Motor • Porta
Tow • Stern Swim Platform • AM/FM/CD Stereo With
Speakers • Custom Travel Cover



LSi 2485 STERNDRIVE



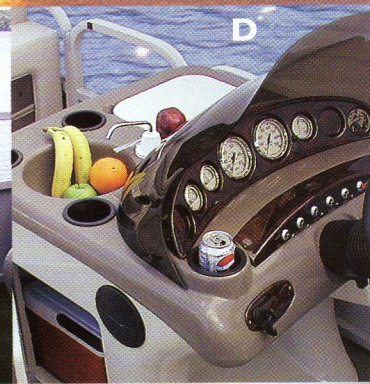
LSi 2285 STERNDRIVE

A: No, it's not a living room. It's the bow of the LSi with plush sofas and the most luxurious carpet you've ever seen in a pontoon.

C: A wrap-around captain's chair the whole gang will be fighting over. It even has a slider for a custom fit. It's built to last, and boy is it comfortable!

B: Yes, it's the same bow with our optional sleeper seat. This comfortable platform is just the ticket when you want to catch some Zs or rays on a lazy afternoon.

D: Our consoles get better and better every year. This one has European styling, a sink, cooler, drink holders and storage inside.



Status Symbol.



This is the pinnacle of pontoon design and a luxury liner in every respect. One at the end of your dock makes you feel good. Getting in and firing up the efficient sterndrive makes you feel great. Whether you're taking a solo cruise or entertaining family and friends, the LSi Sterndrive lets everyone know you've arrived.

NEW FEATURE FOR 2003

All Crestliner pontoons now feature quick-connect marine hardware on the standard bimini tops. This slick system eliminates screws and pins for fast, easy attachment. Check it out at your Crestliner dealer.

All-Welded Hydro-Tech Sterndrive Pod

Padded Aft Sundeck

Bimini Top With Boot

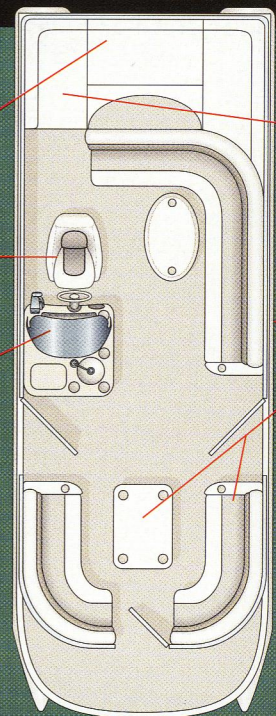
Sliding Sport Bucket Captain's Chair

Elegant Helm Station With Deluxe Dash, Custom Panels, AM/FM Cassette Stereo, Tilt Steering, Windscreen, Storage, Cooler And Entertainment Center

12-Volt Power Outlet

Navigation Lights

LSi Sterndrive



Lounge S
He
Alumin
Forward
Un
Whe

SPECIFICATIONS

	LSi 2285 I/O	LSi 2485 I/O
Pontoon Length	22'0" (6.7m)	24'0" (7.3m)
Deck Length	21'9" (6.6m)	23'8" (7.2m)
Beam	102" (259cm)	102" (259cm)
Approx. Weight	3200# (1451kg)	3400# (1542kg)
Max. Weight Capacity	2500# (1134kg)	2000# (907kg)
Recommended H.P.	3.0L-4.3L	3.0L-4.3L
Fuel Capacity	25 gal. (95L)	25 gal. (95L)
Tube Diameter	27" (69cm)	27" (69cm)
Tube Gauge	.080	.080

Available in Poplin Base and all 2003 Crestliner Accent Colors

OTHER STANDARD FEATURES: Dock-Gard Gunnel Bumper • Armor-Guard Paint • New "Infinity" Carpeting • Automatic Pump • Horn • Marine Hardware • Beverage Holders • Rot-Resistant Furniture • Deck Cleats • Radius Bow Deck • Full Underdeck Splash Guards

OPTIONAL: Aerated Livewell • Alpha TUFF-Ply Vinyl Floor • Porta-Pottie • Boarding Ladder • Docking Lights • Front Seat • AM/FM/CD Stereo With Four Speakers • Gas Grill • Enclosure • Composite Deck • Reclining Pad • Playpen Cover



LSi 2285 O/B



LSi 2085 O/B


LSi 2485 O/B

A: Our pop-up changing room folds back down and out of the way when not in use.


B: An arm rest is never just an arm rest in a Crestliner. This one pulls triple duty as a drink holder and storage area.

C: Turn your LSi pontoon into a floating family room with an optional full enclosure. This tough, attractive top snaps into place quickly and easily.

D: The LSi's entertainment center is like a mini kitchenette.



B




C



D

Family Room.



Spending quality time with your family isn't about flopping down in front of the TV. It's about discovering new joys in the best family room you've ever seen. And when you stress the word "room," because the LSi is big enough to bring the largest family closer together. So for the space you need and the comfort you deserve, move into the

Hydro-Tech Transom

Padded Aft Sundeck

Bimini Top With Boot

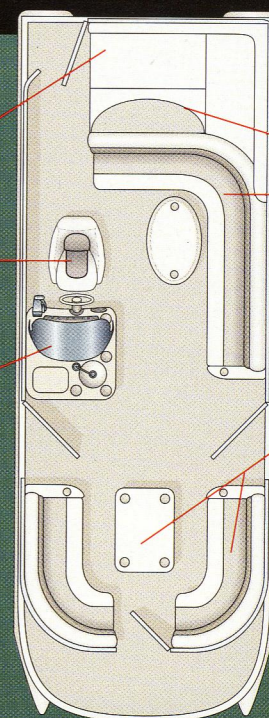
Sliding Sport Bucket Captain's Chair

Elegant Helm Station With Deluxe Dash, Custom Panels, AM/FM Cassette Stereo, Tilt Steering, Windscreen, Storage, Cooler And Entertainment Center

12-Volt Power Outlet

Navigation Lights

LSi O/B



Lounge Seating

Helix Aluminum

Forward Bimini

Under

Wheel

SPECIFICATIONS

	LSi 2085	LSi 2285	LSi 2485
Pontoon Length	20'0" (6.0m)	22'0" (6.7m)	24'0" (7.3m)
Deck Length	19'8" (5.8m)	21'9" (6.6m)	23'8" (7.2m)
Beam	102" (259cm)	102" (259cm)	102" (259cm)
Approx. Weight	2000# (907kg)	2150# (975kg)	2300# (1043kg)
Max. Capacity	2100# (952kg)	2500# (1134kg)	2800# (1270kg)
Maximum H.P.	115	135	150
Fuel Capacity	25 gal. (95L)	25 gal. (95L)	25 gal. (95L)
Tube Diameter	27" (69cm)	27" (69cm)	27" (69cm)
Tube Gauge	.080	.080	.080

Available in Poplin Base and all 2003 Crestliner Accent Colors

OTHER STANDARD FEATURES: Dock-Gard Gunnel Bumpers • Armor-Guard Paint • New "Infinity" Carpeting • Horns • Hardware • Beverage Holders • Roto-Cast Furniture • • Radius Bow Deck • Full-Length Underdeck Splash Guard

OPTIONAL: • Automatic Bilge Pump • Porta-Pottie • Bimini • Docking Lights • Front Sleeper Seat • AM/FM/CD Stereo • Speakers • Gas Grill • Full Enclosure • Composite Deck Pad • Playpen Cover



LSi ANGLER EDITION 2485 O/B




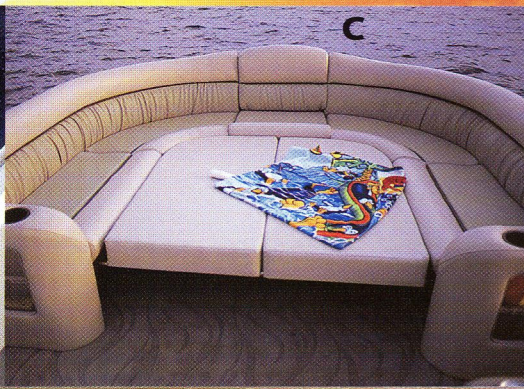

LSi ANGLER EDITION 2285 O/B

A: First and foremost, the LSi Angler Edition is a premier pontoon with the comforts and performance you expect – right down to the custom console.


B: Equally, it's an angling masterpiece with aerated livewell, Pro-Form II fishing chairs and more.

C: With the addition of a front sleeper seat option, you can really stretch out and relax.

D: Young and those young-at-heart will appreciate our smooth-operating changing room that pops up when you need it... down when you don't.



Reel Pleasure.



You want a stately pontoon with luxurious cruising amenities. But when the fish are biting you want an angling command center that will help you fill the net. Behold, the new LSi Angler Edition. We reengineered the popular LSi with Pro-Form II fishing chairs, 19-gallon livewell and more to make this pontoon the best of both worlds.

Hydro-Tech Transom

19-Gallon Livewell

Rod Locker

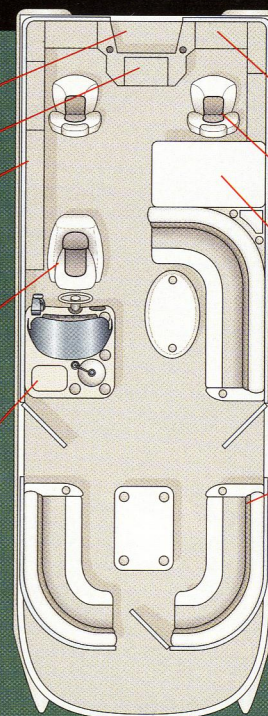
Bimini Top With Boot

12-Volt Power Outlet

Sliding Sport Bucket Captain's Chair

Elegant Helm Station With Deluxe Dash, Custom Panels, AM/FM Cassette Stereo, Tilt Steering, Windscreen, Storage, Cooler And Entertainment Center

LSi Angler Edition



He
Alumin

Forward L
Wheelchair

SPECIFICATIONS

	LSi 2285 Angler Edition	LSi 2485 Angler Edition
Pontoon Length	22'0" (6.7m)	24'0" (7.3m)
Deck Length	21'9" (6.6m)	23'8" (7.2m)
Beam	102" (259cm)	102" (259cm)
Approx. Weight	2150# (975kg)	2300# (1043kg)
Max. Capacity	2500# (1134kg)	2800# (1270kg)
Maximum H.P.	135	150
Fuel Capacity	25 gal. (95L)	25 gal. (95L)
Tube Diameter	27" (69cm)	27" (69cm)
Tube Gauge	.080	.080

Available in Poplin Base and all 2003 Crestliner Accent Colors

OTHER STANDARD FEATURES: Dock-Gard Gunnel Bumper • Armor-Guard Paint • "Infinity" Carpeting • Horn • Navigation Lights • Beverage Holders • Roto-Cast Rot-Free Furniture • Deck Cover • Radius Bow Deck • Full-Length Underdeck Splash Guards

OPTIONAL: Fish Locator • Porta-Pottie • Boarding Ladder • Lights • Front Sleeper Seat • AM/FM/CD Stereo With Four Speakers • Gas Grill • Full Enclosure • Composite Deck • Reclining Passenger Seats • Playpen Cover



CFi 2285





CFi 2085

A: Look at the fit and finish of our furniture. We make it ourselves, unlike some competitors who farm it out to the lowest bidder.

B: With two livewells on board, there's plenty of room for your bait and catch.

C: For dependable protection from the elements at the dock or on the road, add an optional snap-on playpen cover.

D: You'll love CFI's long rod locker. It locks to protect your gear.

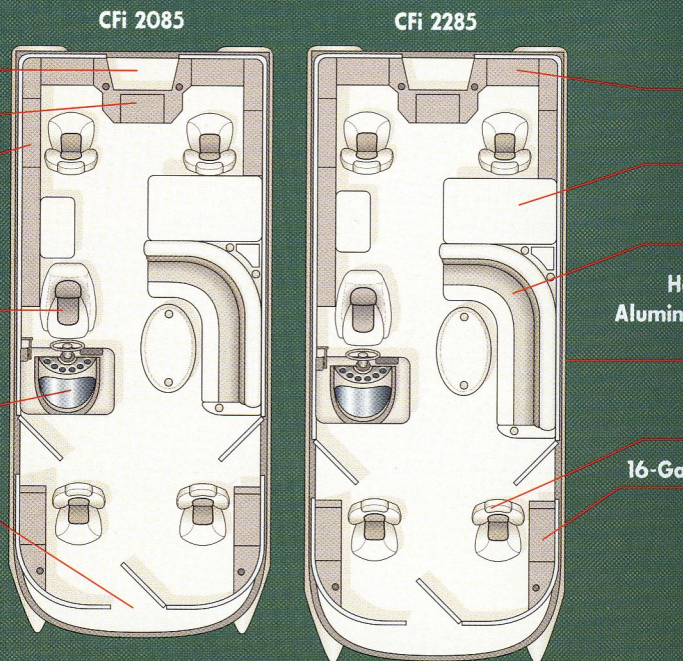


Fishing Party.



Fish from a CFi and you're hooked forever. It's so comfortable, so functional, so fishable that it makes other angling rigs look like canoes. Whether you're out with your die-hard walleye pals or casting with the kids, the CFi has you covered. And the fun continues when put away the tackle, because the CFi is also a great family

- Hydro-Tech Transom
- 19-Gallon Livewell
- 84" Rod Locker
- Bimini Top With Boot
- 12-Volt Power Outlet
- Sliding Sport Bucket Captain's Chair
- Deluxe Helm Has Hinged Windscreen With Storage Beneath, Custom Dash And AM/FM Cassette Stereo
- 12/24-Volt Trolling Motor Outlet And Motor-Accessible Gate



SPECIFICATIONS

	CFi 2085	CFi 2285
Pontoon Length	20'0" (6.0m)	22'0" (6.7m)
Deck Length	19'8" (5.8m)	21'8" (6.6m)
Beam	102" (259cm)	102" (259cm)
Approx. Weight	1500# (680kg)	1700# (771kg)
Max. Capacity	2100# (952kg)	2150# (975kg)
Maximum H.P.	90	115
Fuel Capacity	22 gal. (83L)	22 gal. (83L)
Tube Diameter	23" (58cm)	27" (62cm)
Tube Gauge	.080	.080

Available in Poplin Base and all 2003 Crestliner Accent Colors

OTHER STANDARD FEATURES: Dock-Gard Gunnel Bumper • Baked Armor-Guard Paint • Interior Light • 25-Quart Cooler • Navigation Lights • Stern Storage • Roto-Cast Rot-Free Furniture • Deck Cleat • Radius Bow Deck • Wheelchair-Accessible Gate

OPTIONAL: Fish Locator • Bow Trolling Motor • Alpha TUFF-Ply Vinyl Flooring • Battery Charger • Porta-Pottie • Boarding Ladder • Dock Lights • AM/FM/CD Stereo With Four Speakers • Composite Deck • Steering • Reclining Pad • Playpen Cover



SPORT LX CRUISE 2481



SPORT LX CRUISE 2281



The comfortable reclining pad and sink with faucet are two popular options on the Sport LX.

Summer Times.



Your best times await on-board a big Sport LX. Imagine the hot sun, cold warm conversation and cool water. Picture yourself at the helm, turning to wherever the day takes you. This is one of our most popular models, partly because it offers luxury features at a great price. And partly because it makes its owners the most popular people on the lake.

SPECIFICATIONS

	Sport LX Cruise 2281	Sport LX Cruise 2481
Pontoon Length	22'0" (6.7m)	24'0" (7.3m)
Deck Length	21'9" (6.6m)	23'9" (7.2m)
Beam	96" (244cm)	96" (244cm)
Approx. Weight	2000# (907kg)	2150# (975kg)
Max. Capacity	2100# (952kg)	2155# (977kg)
Maximum H.P.	100	120
Fuel Capacity	Portable	Portable
Tube Diameter	23" (58cm)	27" (68cm)
Tube Gauge	.080	.080

Available in Poplin Base and all 2003 Crestliner Accent Colors



Hydro-Tech Transom

Padded Aft Sundeck

Bimini Top With Boot

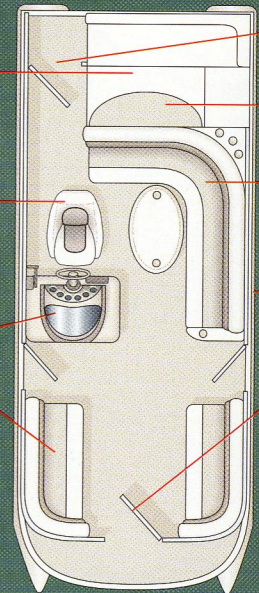
Sliding Sport Bucket
Captain's Chair

Deluxe Helm Has Hinged
Windscreen With Storage
Beneath, Custom Dash And
AM/FM Cassette Stereo

Forward Lounge

Navigation Lights

Sport LX Cruise



OTHER STANDARD FEATURES: Dock-Gard Gunnel Bump Light • Baked Armor-Guard Paint • Marine Hardware Holders • Roto-Cast Rot-Free Furniture • Radius Bow Door • Steering Wheel

OPTIONAL: Boarding Ladder • Docking Lights • Built-In • AM/FM/CD Stereo With Four Speakers • Tilt Steering Faucet • Under-Deck Splash Guards • Composite Deck • Gas Grill • Playpen Cover

SPORT LX CRUISE 1881



SPORT LX CRUISE 2081



SPORT LX CRUISE 1681



Talk about your secret hiding spots! The windscreen on the LX console hinges up to reveal a great storage area.

Water Park.



What a playground, where the price of admission is a simple smile. Once aboard, you feel like a kid again. For the adult in you, like the Sport LX's craftsmanship, storage, pop-up changing compartment and padded sundeck. So load up the toys, tackle and towels, because the water park is open for fun.

Padded Aft Sundeck

Hydro-Tech Transom

Rear Access Gate

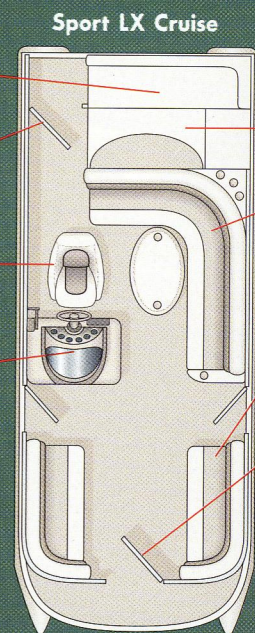
Bimini Top With Boot

Sliding Sport Bucket Captain's Chair

Deluxe Helm Has Hinged Windscreen With Storage Beneath, Custom Dash And AM/FM Cassette Stereo

Interior Light

Navigation Lights



SPECIFICATIONS

	Sport LX Cruise 1681	Sport LX Cruise 1881	Sport LX Cruise 2081
Pontoon Length	16'0" (4.9m)	18'0" (5.5m)	20'0" (6.0m)
Deck Length	15'8" (4.7m)	17'11" (5.2m)	19'8" (5.8m)
Beam	96" (244cm)	96" (244cm)	96" (244cm)
Approx. Weight	1425# (646kg)	1700# (771kg)	1850# (839kg)
Max. Capacity	1500# (680kg)	1895# (859kg)	2100# (952kg)
Maximum H.P.	50	75	90
Fuel Capacity	Portable	Portable	Portable
Tube Diameter	23" (58cm)	23" (58cm)	23" (58cm)
Tube Gauge	.080	.080	.080

Available in Poplin Base and all 2003 Crestliner Accent Colors


OTHER STANDARD FEATURES: Dock-Gard Gunnel
 • Baked Armor-Guard Paint • Horn • Marine Hardware
 • Beverage Holders • Roto-Cast Rot-Free Furniture
 Bow Deck • Sport Steering Wheel

OPTIONAL: Boarding Ladder • Docking Lights •
 Fuel Tank • AM/FM/CD Stereo With Four Speakers
 Steering • Sink With Faucet • Under-Deck Splash
 • Composite Deck • Reclining Pad • Gas Grill •

SPORT LX FISHING 2282



SPORT LX FISHING 2482



B



C



A: The sliding sport bucket captain's chair always seems to be calling your name.

B: Everyone's talking about the redesigned helm on the Sport LX.

C: Tackle trays and drink holders at each Pro-Form II bow chair.

Lunker Lounge.



You're the type who likes to fill the day with activities. Fishing, tubing, s
lounging and cruising. And that's all before lunch! For you, there's the 22
Sport LX rigged with a fishing-ready bow and built-in livewell. This prem
pontoon is packed to the gills with features at a price that will make you very rela

Padded Aft Sundeck

Hydro-Tech Transom

Rear Access Gate

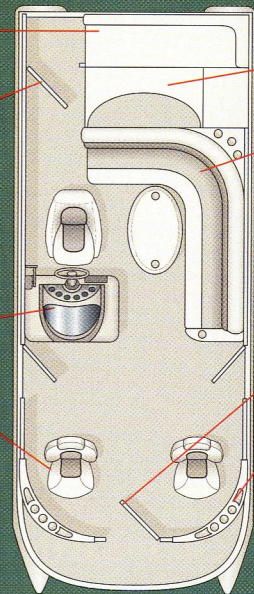
Bimini Top With Boot

Sliding Sport Bucket Captain's Chair

Deluxe Helm Has Hinged Windscreen With
Storage Beneath, Custom Dash And AM/FM
Cassette Stereo

Two Pro-Form II Fishing Chairs

Sport LX Fishing



Lou

H
Alumin

Wheelcha

H

SPECIFICATIONS

	Sport LX Fishing 2282	Sport LX Fishing 2482
Pontoon Length	22'0" (6.7m)	24'0" (7.3m)
Deck Length	21'9" (6.6m)	23'9" (7.2m)
Beam	96" (244cm)	96" (244cm)
Approx. Weight	1830# (830kg)	2150# (975kg)
Max. Capacity	2100# (952kg)	2155# (977kg)
Maximum H.P.	100	120
Fuel Capacity	Portable	Portable
Tube Diameter	23" (58cm)	27" (68cm)
Tube Gauge	.080	.080

Available in Poplin Base and all 2003 Crestliner Accent Colors

OTHER STANDARD FEATURES: Dock-Gard Gunnel Bump
Armor-Guard Paint • Marine Hardware • Beverage Hol
Cast Rot-Free Furniture • Radius Bow Deck • Sport Stee
• Trolling Motor Accessible Front Gate

OPTIONAL: Bow Trolling Motor • Fish Locator • Boardin
• Docking Lights • Built-In Fuel Tank • Alpha TUFF-Ply
• AM/FM/CD Stereo With Four Speakers • Tilt Steering
Faucet • Under-Deck Splash Guards • Gas Grill • Comp
• Playpen Cover

**SPORT LX
FISHING 1882**




SPORT LX FISHING 2082



**SPORT LX
FISHING 1682**



Fish Recipe.



What'll it be - broiled walleye? Pan-fried crappies? How 'bout shore lunch? With the Sport LX Fishing Package, your search for new fish dishes will grow with each passing day. That's because this Sport LX has a recipe for fishing success.

Pro-Form chairs and integrated livewell, all you have to bring is your fishing appetite.

Padded Aft Sundeck

Hydro-Tech Transom

Bimini Top With Boot

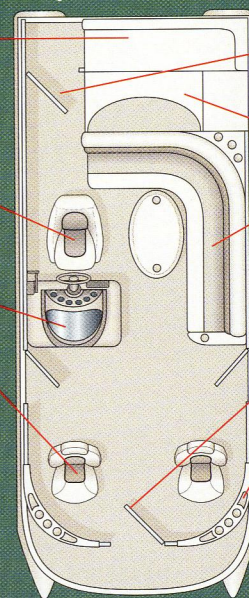
Sliding Sport Bucket Captain's Chair

Deluxe Helm Has Hinged Windscreen With Storage Beneath, Custom Dash And AM/FM Cassette Stereo

Two Pro-Form II Fishing Chairs

Navigation Lights

Sport LX Fishing



Private

Ro

Lou

H

Alumin

Wheelcha

H

SPECIFICATIONS

	Sport LX Fishing 1682	Sport LX Fishing 1882	Sport LX Fishing 2082
Pontoon Length	16'0" (4.9m)	18'0" (5.5m)	20'0" (6.0m)
Deck Length	15'8" (4.7m)	17'11" (5.2m)	19'8" (5.8m)
Beam	96" (244cm)	96" (244cm)	96" (244cm)
Approx. Weight	1375# (623kg)	1600# (725kg)	1715# (777kg)
Max. Capacity	1500# (680kg)	1895# (859kg)	2100# (952kg)
Maximum H.P.	50	75	90
Fuel Capacity	Portable	Portable	Portable
Tube Diameter	23" (58cm)	23" (58cm)	23" (58cm)
Tube Gauge	.080	.080	.080

Available in Poplin Base and all 2003 Crestliner Accent Colors

OTHER STANDARD FEATURES: Dock-Gard Gunnel
 • Baked Armor-Guard Paint • Marine Hardware •
 Holders • Roto-Cast Rot-Free Furniture • Radius B
 • Sport Steering Wheel • Trolling Motor Accessible

OPTIONAL: Bow Trolling Motor • Fish Locator • B
 Ladder • Docking Lights • Built-In Fuel Tank • Alp
 Vinyl Floors • AM/FM/CD Stereo With Four Speake
 Steering • Sink With Faucet • Gas Grill • Compos
 • Playpen Cover



1880 SPORT CLASSIC

2080 SPORT CLASSIC

The Classic's helm is truly classic. It's been a Crestliner favorite for countless families across North America.



This little nook in the stern is a great place for towables and other summer fun gear.

Hydro Therapy.



The water gently laps the Sport Classic's welded tubes as your outboard motor glides along. On board you see nothing but smiles. It's the kind of day that dissolves all your worries in the rippled wake you leave behind. Lucky for you there's the Sport Classic, an affordable pontoon that can make every day more therapeutic than the last.

Hydro-Tech Transom

Rear Access Gate

16-Oz. Marine Carpet

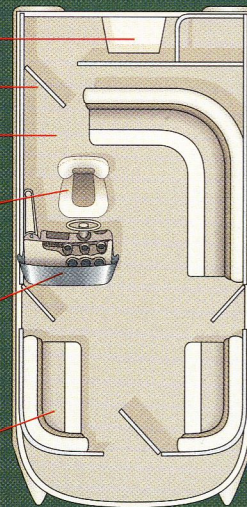
Comfortable Pro-Form I Captain's Chair

Durable Roto-Cast Helm With Windscreen, Sport Steering Wheel And Storage

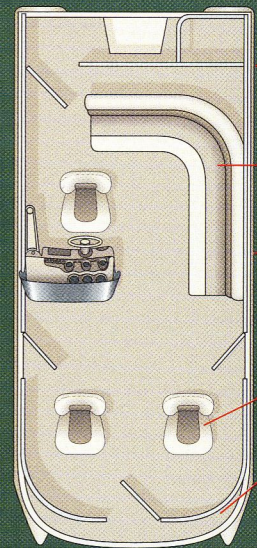
Wheelchair-Accessible Gate

Two Forward Lounge Seats

Sport Classic



Sport Classic Fishing Package



SPECIFICATIONS

	Sport Classic 1880	Sport Classic 2080
Pontoon Length	18'0" (5.5m)	20'0" (6.0m)
Deck Length	17'11" (5.2m)	19'8" (5.8m)
Beam	96" (244cm)	96" (244cm)
Approx. Weight	1600# (725kg)	1750# (793kg)
Max. Capacity	1895# (859kg)	2100# (952kg)
Maximum H.P.	75	90
Fuel Capacity	Portable	Portable
Tube Diameter	23" (58cm)	23" (58cm)
Tube Gauge	.080	.080


Available in Poplin Base and all 2003 Crestliner Accent Colors

OTHER STANDARD FEATURES: Marine Hardware • Beverage Holder • Roto-Cast Rot-Free Furniture • Deluxe Dash With Custom Panel • Horn • Treated Panel Decking With Lifetime Limited Warranty

OPTIONAL: Aft Sundeck • Boarding Ladder • Docking Lights • In Fuel Tank • Alpha TUFF-Ply Vinyl Floors • AM/FM/Cassette With Two Speakers • Tilt Steering • Aft Table • Fishing Package That Includes: Two Pro-Form I Fishing Chairs, Aerated Livewell • Accessible Front Gate And Outlet For Trolling Motor • Playable

**CRESTLINER****The Leader By Innovation™**


Whatever you do on the water, do it in a Crestliner.



For our full
line-up of fish
& ski, angling,
tournament

and jon boats, check out the 2003
Crestliner Boats catalog. And if you
want to look as good as your boat,
pick up a Crestliner Sportswear
catalog for a great selection of
hats, shirts, coats and accessories.

Call us at
866-816-0887
for more
information.



Crestliner, Inc. A Genmar Subsidiary
The Technology Leader in the Marine Industry

609 13th Avenue N.E., Little Falls, Minnesota 56345
320/632-6686 • <http://www.crestliner.com>

All prices and specifications subject to change. Crestliner, Inc. reserves the right to discontinue models or change prices, specifications, materials, equipment, color or design at any time without notice and without incurring obligations. Some models are shown with optional features. Outboard boat weights shown in this catalog reflect the approximate weight of the boat only, and do not include weights of the outboard motor or accessories installed. All boats meet or exceed United States Coast Guard regulations and National Marine Manufacturers Association Certification Standards. Warranty: The Crestliner LIFETIME+3 Protection Plan and lifetime deck limited warranties continue to lead the industry. Crestliner warrants to the original owner that it will repair or replace defects discovered in a main seam hull weld for life after the date the boat is purchased. Crestliner also warrants to the original owner that it will repair or replace all other defects in materials and workmanship in the boat for a period of three years after the date the boat is purchased. Some restrictions apply. For complete details, a copy of our limited warranty is attached to each new boat or may be obtained from your Crestliner dealer. © 2002 Crestliner Inc.

To talk to the dealer nearest you, dial
1-800-889-7020 ext.111

Connects directly to dealer. Please call during business hours.

Please follow the rules of safe boating, be courteous to others and respect the marine environment.

Special thanks to: Stearns Mfg. PFDs and inflatables.