

Crestliner

609 13th Avenue N.E., Little Falls, Minnesota 56345
Phone 320-632-6686

All prices and specifications subject to change. Crestliner reserves the right to discontinue models or change prices, specifications, materials, equipment, color or design at any time without notice and without incurring obligations. Some models are shown with optional features. Outboard boat weights shown in this catalog reflect the approximate weight of the boat only, and do not include weights of the outboard motor or accessories installed. All boats meet or exceed United States Coast Guard regulations and National Marine Manufacturers Association Certification Standards. Warranty: The Crestliner LIFETIME+3 Protection Plan and deck lifetime limited warranties continue to lead the industry. Crestliner warrants that it will repair or replace defects discovered in a main seam hull weld for life after the date the boat is purchased. Crestliner also warrants that it will repair or replace all other defects in materials and workmanship in the boat for a period of three years after the date the boat is purchased. Some restrictions apply. For complete details, a copy of our limited warranty is attached to each new boat or may be obtained from your Crestliner dealer. Many boats featured in this catalog are shown with available options. See your dealer for details.

© 2007 Crestliner — A Brunswick Company

To locate your nearest dealer, visit
www.crestliner.com

Please follow the rules of safe boating, be courteous to others and respect the marine environment.

Special thanks to:

Stearns Mfg. PFDs and inflatables. Belt-style inflatable PFDs are worn by some boaters in running shots.

200m 7/07 Printed in USA

takemefishing.org



www.crestliner.com

The Crestliner Quality Mission Statement is our promise to you:

*To satisfy our customers by continually
creating market-leading products and
services through innovation.*



ANY WATER. ANYTIME.



ANY WATER. ANYTIME.

Welcome to

Where we measure performance in smiles-per-hour

A four-day weekend. Full tank of gas. Sandwiches. Cooler. We were ready for our trip on a long holiday weekend. We would see the sites, catch some fish, camp out and generally, have a blast.

★ The Sportfish is perfect for these areas for tubing, skiing or just blasting around! ★

★ The CX is perfect for getting into tight spots where those big bass are lying. ★

★ So whatever your favorite kind of boating style, Crestliners are built for life, for you. ★

★ UniWeld Construction
Creating Quality Family Moments In A Quality Crestliner.
★ Lifetime Warranty ★

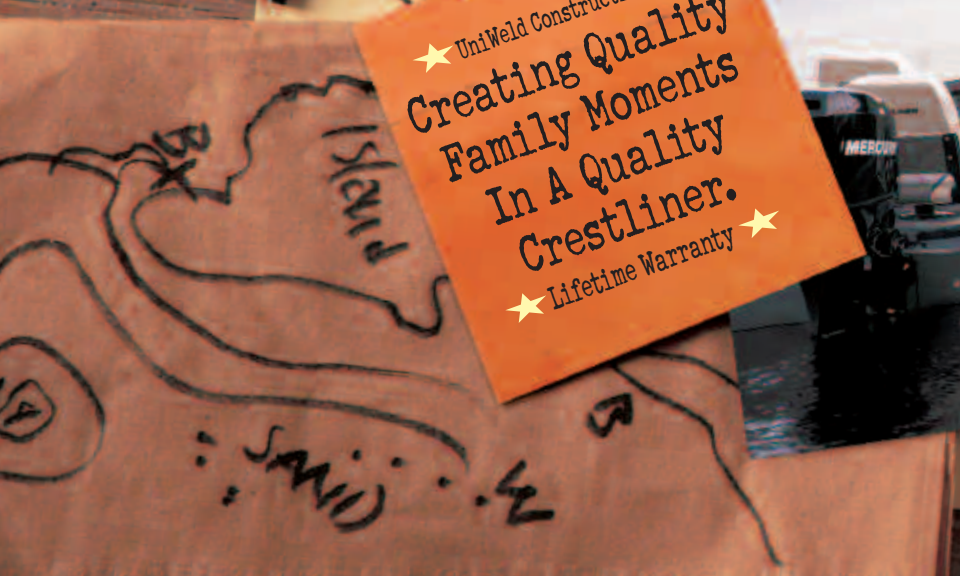
★ The Fish Hawk will get you to your favorite walleye spots in such comfort you can stay out all day. Heck, stay out for the night bite, too. ★

★ The Canadian has a .090 gauge aluminum bottom that shrugs even the most hostile water. ★

The best fishing stories begin with the words "we had the whole lake to ourselves..." Do you have such a tale to tell? If you own a Crestliner, the adventures just seem to stack up. Maybe it's because Crestliner owners are a spirited bunch who leave the beaten path to discover new water. Or perhaps they're so confident in the durability of their Crestliners that they take them where others fear to go. Whatever the reason, one thing's for certain: When you get into a Crestliner, you will spend more time on the water. Which ups the odds of not only enjoying the lake — but owning it.



TO: JOHN TO: JOHN
DATE: DATE
TIME: TIME
TELEPHONED: TELEPHONED:
PLEASE CALL: PLEASE CALL:
NAME: LVA NAME: LVA
FROM: FROM
PHONE #: PHONE #
MESSAGE: FISHING TODAY? MESSAGE: FISHING TODAY?
WILL CALL BACK:
RETURNED YOUR CALL:




Sportfish 2150/1950

• Four Pro-Style Fishing Chairs and 7 Bases • Stern Aerated Livewell with Recirculating System • Patented Conversion Bow w/ 21 Gallon Aerated Livewell and Dry Storage • In-Floor Center Storage for Rods/Skis/Wakeboard • Sony AM/FM/CD Stereo (Sirius capable) with Dual Speakers and iPod Jack • Tilt Sport Steering Wheel • Side Storage with Cargo Netting and Rod Storage Rack • Dry Storage • Bow Cargo Netting •


POPULAR OPTIONS: Fishing Pkg. • XLT Pkg. • Sport Pkg. • Ski Tow Bar • Captains Chairs • Kicker Engine ▶



2150 Sportfish SST



1950 Sportfish



SPORTFISH	2150 O/B	1950 O/B
Overall Length	21'11" (6.7m)	19'7" (6.0m)
Overall Length w/SST	22'6" (6.9m)	20'7" (6.2m)
Maximum Beam	102" (259cm)	100" (251cm)
Maximum Depth	47" (119cm)	44" (112cm)
Uni-Weld Hull	17" Dead Rise	17" Dead Rise
Max Cockpit Depth	30.5" (77cm)	27" (69cm)
Approx. Weight	2050# (928kg)	1800# (816kg)
Max. Weight Capacity	2000# (907kg)	1840# (834kg)
Max. People Capacity	9	8
Max. HP	250	200
Fuel Capacity	55 gal. (208L)	40 gal. (151L)
Transom Height	25" (64cm)	25" (64cm)

Colors: Pebble Base with Choice of Accent Colors: Onyx Black, Bay Blue, Sport Red, Silver Bay, Copper, or Pebble as a Stand Alone Color. See page 37 for Color Chips.

New for 2008, in-floor lockable storage:
2150 is 86"x18"x11.5"
1950 is 94"x18"x10.5"

Port-side locking rod storage cradles your equipment yet makes it easily accessible.

The Sportfish features Crestliner's Conversion Bow that converts from a bow-rider configuration to a fishing platform with livewell and trolling motor outlet.

Think. Big.

The industry's smartest engineers created these models to handle two things: big families and big water. Inside the massive UniWeld hull, the luxurious Sportfish is also big on versatility. The ingenious conversion bow switches from lounge to fishing center in a matter of seconds.



SPORTFISH PACKAGES

Sport PKG includes: conversion stern bench, 2 reclining helm seats, swim platform.

SST SPORT PKG includes: conversion stern bench, 2 reclining helm seats.

Fishing PKG includes: 2 reclining helm seats, in-floor rod tubes, 2-bank battery charger, spray down washout system.

XLT PKG includes: 2 Reclining helm seats, conversion stern bench, swim platform, Spray down washout system, in-floor rod tubes, 2-bank battery charger.

SST XLT PKG includes: 2 Reclining helm seats, conversion stern bench, Spray down washout system, in-floor rod tubes, 2-bank battery charger.

Sportfish 1850

- Four Pro-Style Fishing Chairs and 7 Bases • Stern Aerated Livewell with Recirculating System • Patented Conversion Bow • Aerated 21 Gallon Livewell • 86x18x11 Lockable In-Floor Center Storage for Rods/Skis/Wakeboard • Sony AM/FM/CD Stereo (Sirius capable) with Dual Speakers and iPod Jack • Tilt Sport Steering Wheel • Side Storage with Cargo Netting and Rod Rack • Dry Storage • Bow Cargo Netting • POPULAR OPTIONS: Fishing Pkg. • XLT Pkg. • Sport Pkg. • Ski Tow Bar • Stern Conversion Bench Seat ▶



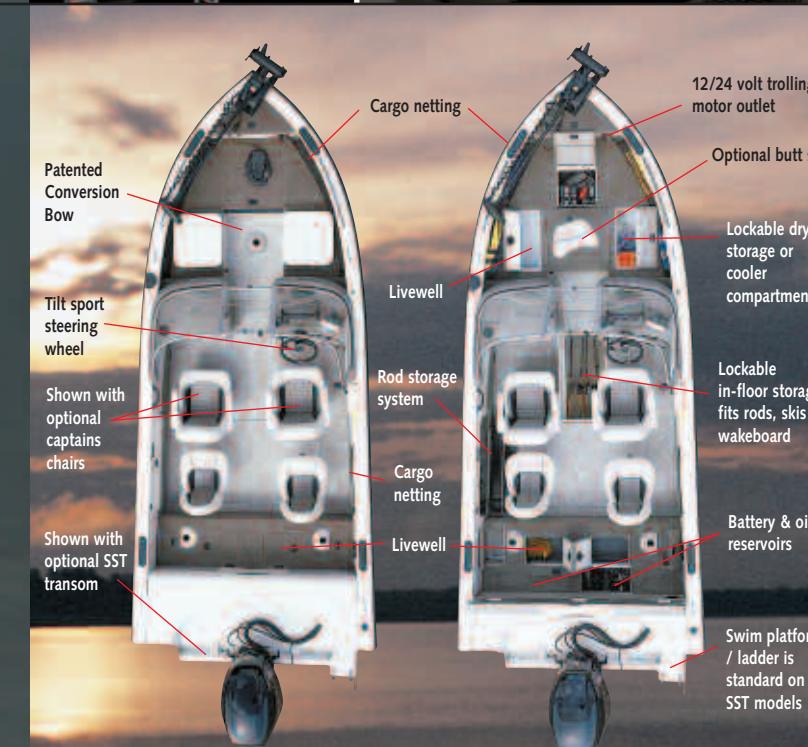
Sportfish models offer the optional SST Transom that improves performance, reduces engine noise and is great for big water.

Full instrumentation with AM/FM/CD Sony Stereo (Sirius capable) with iPod jack, sport wheel with tilt steering, 12-volt power outlet and under-console storage.

New for 2008 is the lockable in-floor storage for wakeboards, skis or rods and reels (86x18x11 inches).



1850 Sportfish



Dual. Personality.
Watersports or fishing?
No matter how your family intends to spend a day on the lake, the dual-purpose Sportfish is perfect. Naturally it has our patented conversion bow, to please the angler or sun worshiper. Plus you can order yours with a Space Saving Transom that adds performance and space to the cockpit.



SPORTFISH	1850 SST O/B
Overall Length	18'2" (5.5m)
Overall Length w/SST	18'9" (5.8m)
Maximum Beam	96" (245cm)
Maximum Depth	41" (104cm)
Uni-Weld Hull	17" Dead Rise
Max. Cockpit Depth	27" (69cm)
Approx. Weight	1470# (667kg)
Max. Weight Capacity	1625# (737kg)
Max. People Capacity	7
Max. HP	175
Fuel Capacity	33 gal. (125L)
Transom Height	25" (64cm)

Colors: Pebble Base with Choice of Accent Colors: Onyx Black, Bay Blue, Sport Red, Silver Bay, Copper, or Pebble as a Stand Alone Color. See page 37 for Color Chips.

SPORTFISH PACKAGES
Sport PKG includes: conversion stern bench, 2 reclining helm seats, swim platform.
SST PKG includes: conversion stern bench, 2 reclining helm seats.
SST Fishing PKG includes: 2 reclining helm seats, in floor rod tubes, 2-bank battery charger, spray down washout system.
XLT PKG includes: 2 Reclining helm seats, conversion stern bench, swim platform, Spray down washout system, in floor rod tubes, 2-bank battery charger.
SST XLT PKG includes: 2 Reclining helm seats, conversion stern bench, Spray down washout system, in-floor rod tubes, 2-bank battery charger.

Super Hawk 1800 I/O

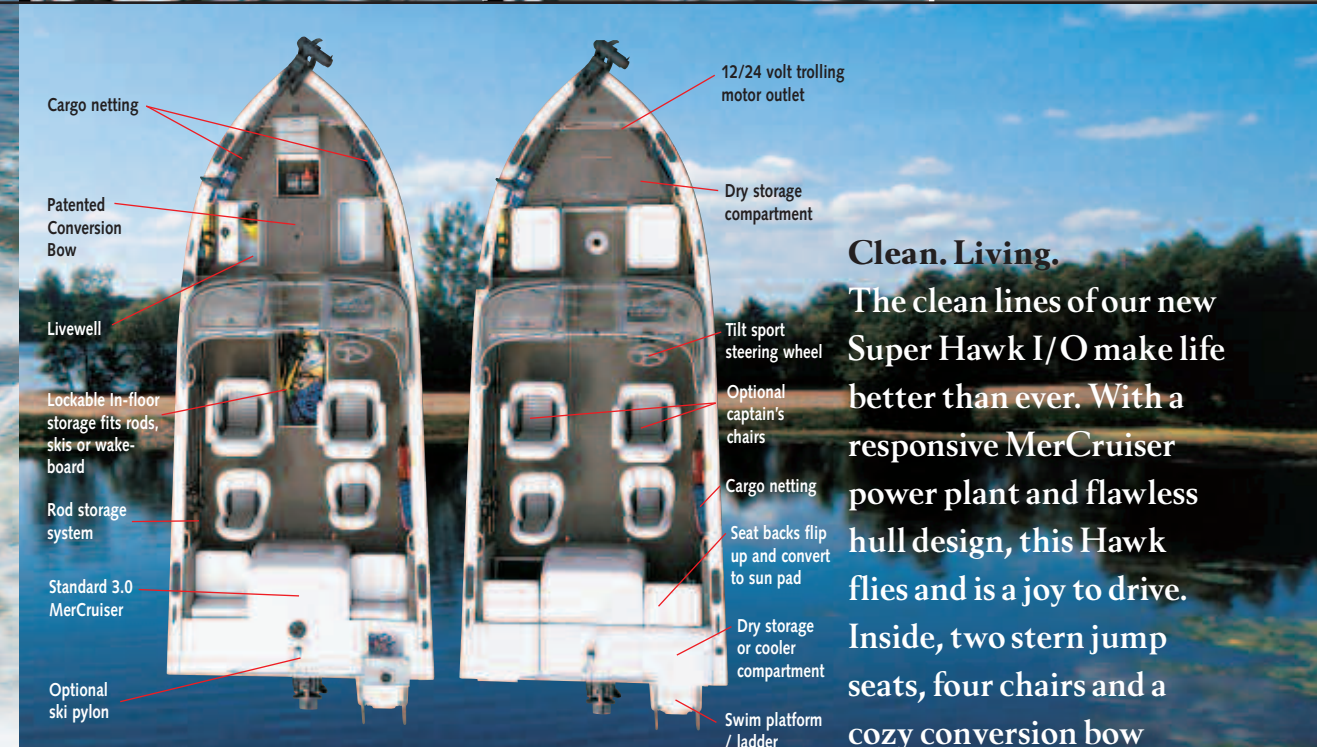
- Two Pro Seats and Two Deluxe Seats with 5 Bases, Plus 2 Aft Jump Seats • 21-Gallon Aerated Bow Livewell with Recirculating System •
 - Patented Conversion Bow • Locking In-Floor Center Storage (86x18x11) for Rods/Skis/Wakeboard •
 - Jensen AM/FM Stereo (Sirius capable) with Dual Speakers and iPod Jack • Cargo Netting and Rod Storage Rack • Bow Cargo Netting •
 - Dry Storage • Glove Box • 3.0 MerCruiser Sterndrive •
- POPULAR OPTIONS: Sport Pkg. • Ski Tow Pylon • Stern Cushions with Stainless Steel Grab Rails ▶

The Super Hawk features Crestliner's patented Conversion Bow that converts from a bow-rider configuration to a fishing platform with livewell and trolling motor outlet.

The cockpit features netted storage on the starboard side and a rod storage system on the port side.



1800 Super Hawk I/O



Clean. Living.
The clean lines of our new Super Hawk I/O make life better than ever. With a responsive MerCruiser power plant and flawless hull design, this Hawk flies and is a joy to drive. Inside, two stern jump seats, four chairs and a cozy conversion bow provide total cruising comfort. For fishing, a Lowrance unit and recirculating livewell come standard. Live, fish, soar – in a Super Hawk.

SUPER HAWK	1800 I/O
Overall Length	18'2" (5.5m)
Maximum Beam	95" (241cm)
Maximum Depth	41" (104cm)
Uni-Weld Hull	17" Dead Rise
Max. Cockpit Depth	27" (69cm)
Approx. Weight w/3.0L	2105# (955kg)
Max. Weight Capacity	1280# (580kg)
Max. People Capacity	7
Recommended HP Available	3.0L - 4.3L
Fuel Capacity	33 gal. (125L)
Transom Height	25" (64cm)

Colors: Pebble Base with Choice of Accent Colors: Onyx Black, Bay Blue, Sport Red, Silver Bay, Copper, or Pebble as a Stand Alone Color. Silver Bay Base with Sport Red, Onyx Black or Bay Blue Accents Colors. See page 37 for Color Chips.

SUPER HAWK 1800 I/O SPORT PKG includes: 2 reclining captain's chairs, bow back rests, ski tow pylon, stern cushion w/stainless grab rail, Sony stereo upgrade.



Super Hawk 1900/1800

· Two Pro Seats and Two Deluxe Seats with 7 Bases · Aerated Stern Livewell with Recirculating System · Patented Conversion Bow with Aerated Livewell · In-Floor Center Storage for Rods/Skis/Wakeboard · Jensen AM/FM Stereo (Sirius capable) with Dual Speakers and iPod Jack · Cargo Netting and Rod Storage Rack · Bow Cargo Netting · Dry Storage · Glove Box · POPULAR OPTIONS: Fishing Pkg. · XLT Pkg. · Sport Pkg. ▶



1800 Super Hawk

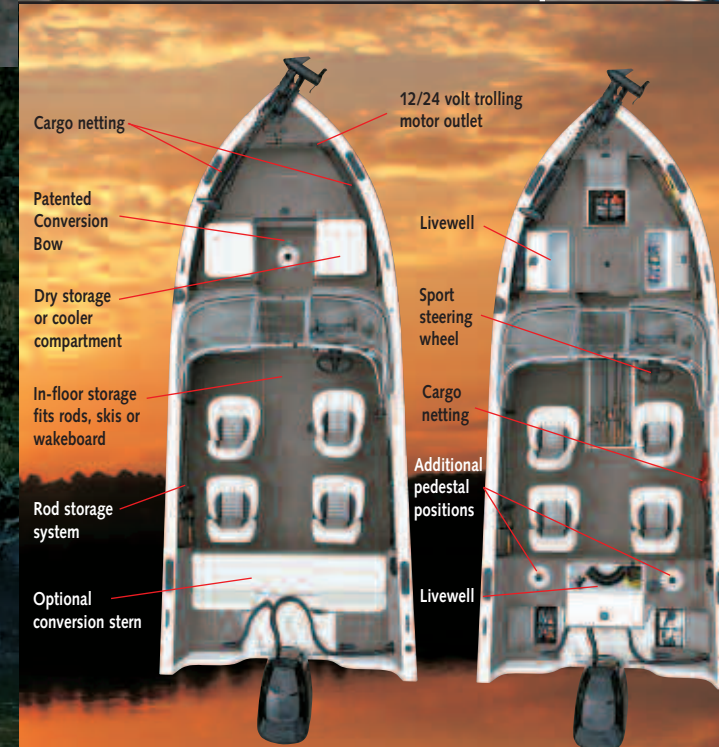
When fishing is fast and furious, the Super Hawk's rod storage system makes rods easily accessible, yet safely tucks them away.

New for 2008, in-floor locking storage:
1800 is 86"x18"x11"
1900 is 94"x18"x10.5"

Full instrumentation with sport steering wheel and under-console storage. Shown w/optional Sony Stereo.



1900 Super Hawk



Cast. Away.

Disappear with family and friends and don't come back until you've had your fill of fishing, fun and sun. If your clan leans toward angling, get your Super Hawk with the Fishing Package. More for watersports? Then the Sport Package is for you. All of the above? No problem, because the XLT option gives you the best of both worlds.

SUPER HAWK PACKAGES

Fishing Package includes: wash-down system, 2 reclining captain's chairs w/seat sliders, in-floor rod tubes, 2-bank battery charger and tilt wheel.

Sport Package includes: 2 reclining captain's chairs w/seat sliders, rear bench, bow back rests, tilt wheel, swim platform and Sony stereo upgrade.

XLT Package includes: 2 reclining captain's chairs w/seat sliders, bow back rests, rear bench, tilt wheel, swim platform, wash-down system, in-floor rod tubes, 2-bank battery charger, and Sony stereo upgrade.

SUPER HAWK	1900	1800
Overall Length	20'1" (6.1m)	18'2" (5.5m)
Maximum Beam	99" (251cm)	95" (241cm)
Maximum Depth	45" (114cm)	41" (104cm)
Uni-Weld Hull	17" Dead Rise	17" Dead Rise
Max. Cockpit Depth	29" (74cm)	27" (69cm)
Approx. Weight	1630# (739kg)	1470# (667kg)
Max. Weight Capacity	1925# (873kg)	1625# (737kg)
Max. People Capacity	8	7
Max. HP	225	175
Fuel Capacity	40 gal. (151L)	33 gal. (125L)
Transom Height	25" (64cm)	25" (64cm)

Colors: Pebble Base with Choice of Accent Colors: Onyx Black, Bay Blue, Sport Red, Silver Bay, Copper, or Pebble as a Stand Alone Color. Silver Bay Base with Sport Red, Onyx Black or Bay Blue Accents Colors. See page 37 for Color Chips.

Super Hawk 1700

- Two Pro Seats and Two Deluxe Seats with 7 Bases • Aerated Stern Livewell with Recirculating System •
- Patented Conversion Bow with Aerated Livewell • Locking In-Floor Center Storage w/Four Rod Tubes •
- AM/FM Jensen Stereo (Sirius capable) with Dual Speakers and iPod Jack • Cargo Netting and Rod Storage Rack • Bow Cargo Netting • Dry Storage • Glove Box •

POPULAR OPTIONS: Sony Stereo, Bow Back Rests, Depth Finder ▶



New for 2008 is the in-floor storage for rods and tackle. Measures 31x16x11.5 but holds rods to 6'6".

We've found inventive ways to add valuable storage to the Super Hawk like this netted compartment in the starboard gunnel.

On the port side, there's rod storage to keep your cockpit clutter-free.



1700 Super Hawk

Cargo netting

Patented Conversion Bow

Livewell

In-floor storage with four rod tubes

Rod storage system

Battery/oil compartments

12/24 volt trolling motor outlet

Dry storage or cooler compartment

Sport steering wheel with under-console storage

Cargo netting

Livewell

Sweet. Seventeen.
Customers have a hard time believing this is a 17-foot boat. They swear it's 18. Maybe that's because of the ultra-wide beam. Or the extra-deep hull perhaps. Either way, it's great to get this much boat in a size that is very easy to drive, tow and park in your garage. We loaded this Super Hawk with everything you need, including two livewells and four seats.

SUPER HAWK	1700 O/B
Overall Length	17'1" (5.2m)
Maximum Beam	89" (225cm)
Maximum Depth	41" (104cm)
Uni-Weld Hull	17" Dead Rise
Max. Cockpit Depth	26" (66cm)
Approx. Weight	1300# (590kg)
Max. Weight Capacity	1305# (592kg)
Max. People Capacity	6
Max. HP	140
Fuel Capacity	33 gal. (125L)
Transom Height	20" (51cm)

Colors: Pebble Base with Choice of Accent Colors: Onyx Black, Bay Blue, Sport Red, Silver Bay, Copper, or Pebble as a Stand Alone Color. Silver Bay Base with Sport Red, Onyx Black or Bay Blue Accents Colors. See page 37 for Color Chips.

Lifetime PLUS 3
EXCLUSIVE WARRANTY

Sport Angler 1750/1650

- Two Pro Fishing Chairs and 7 Bases (5 Bases in the 1650) • Aerated Livewell • Locking Rod Locker, Port Side • Glove Box •
- Wrap-Around Dash Panel with Lighted Rocker Switches • Pre-Wired Bow Trolling Motor Outlet and Trim Switch •
- Under-Console Storage •

POPULAR OPTIONS: Stern Conversion Bench • Sony AM/FM/CD • Vinyl Flooring in Cockpit with Wash-Down System ▶



1650 Sport Angler

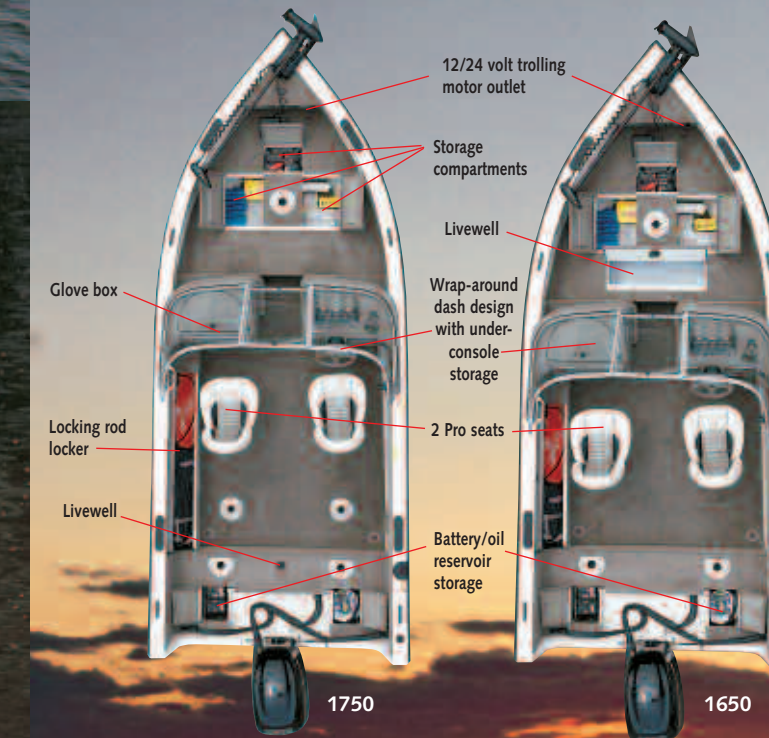
The aerated livewell features an insulated lid that keeps water cooler, longer.

Boaters can never have enough storage so we built in plenty using every square inch we could find.

Under-console storage is another example of utilizing every bit of storage area we could find.



1750 Sport Angler



Value. Added.

With the costs of so many watercraft brands spiraling out of control, we prefer to keep it real at Crestliner and build great fishing boats at honest prices. Case in point: The Sport Angler. Maybe the best value EVER in its class! You'll love the livewell, storage compartments, Pro chairs and especially the extra-tall windshield.



SPORT ANGLER	1750	1650
Overall Length	17'1" (5.2m)	16'3" (5.0m)
Maximum Beam	89" (225cm)	87" (221cm)
Maximum Depth	41" (104cm)	35" (89cm)
Uni-Weld Hull	17° Dead Rise	12° Dead Rise
Max. Cockpit Depth	26" (66cm)	26" (66cm)
Approx. Weight	1300# (590kg)	1000# (454kg)
Max. Weight Capacity	1305# (592kg)	1295# (587kg)
Max. People Capacity	6	5
Max. HP	125	115
Fuel Capacity	33 gal. (125L)	17 gal. (64L)
Transom Height	20" (51cm)	20" (51cm)

Colors: Pebble Base with Choice of Accent Colors: Onyx Black, Bay Blue, Sport Red, Silver Bay, Copper, or Pebble as a Stand Alone Color. Silver Bay Base with Sport Red, Onyx Black or Bay Blue Accents Colors. See page 37 for Color Chips.

Tournament Series 202/192

• Two Pro-Style Fishing Chairs and 6 Bases • 37-Gallon Aerated Livewell with Oxygenator • Bow Baitwell • Locking Center Rod Locker with Tubes • Sony AM/FM/CD Stereo (Sirius capable) with Dual Speakers and iPod Jack • Tilt Sport Steering Wheel with Hydraulic Steering • Bow Cargo Netting • Glove Box • Dry Storage • Under-Console Storage • POPULAR OPTIONS: Pro Team Graphics (202 Only) • Dual Console • Pro Package • Kicker Engine ▶

Pros know that storage is a must for tournament anglers and Crestliner designed cavernous storage throughout the Tournament Series. All storage is locking.

Locking center rod storage system holds rods up to 7.5 feet in length.

At the bow: a convenient baitwell, accessory tray, drink holder and cargo mesh netting.



Dual Console w/optional Pro Team Graphics



TOURNAMENT SERIES	202 SC	192 SC
Overall Length	20'2" (6.1m)	19'2" (5.8m)
Maximum Beam	100 1/2" (255cm)	95" (241cm)
Maximum Depth	41" (104cm)	37" (94cm)
Uni-Weld Hull	18" Dead Rise	17" Dead Rise
Max. Cockpit Depth	22 3/4" (58cm)	20" (51cm)
Approx. Weight	1425# (646kg)	1360# (617kg)
Max Weight Capacity	2100# (952kg)	1425# (646kg)
Max. People Capacity	6	6
Max. HP	250	200
Fuel Capacity	60 gal. (227L)	54 gal. (204L)
Transom Height	25" (64cm)	25" (64cm)

Colors: Pebble Base with Choice of Accent Colors: Onyx Black, Bay Blue, Sport Red, Silver Bay, Copper, or Pebble as a Stand Alone Color. Silver Bay Base with Sport Red, Onyx Black or Bay Blue Accents Colors. See page 37 for Color Chips.

Fierce. Competitor.
Here's a quick definition of a Tournament Series guy. He hates boating. If he has to go on a "boat ride" and not fish, he gets very ornery. He doesn't own a rod & reel. He has 20. Probably more. His tackle weighs more than his wife's minivan. He fishes against others. And when he's alone, against himself. A different breed, indeed. You know who you are. Welcome to your boat.



Fish Hawk 1850/1750

- 2 Pro Seats Fishing Chairs and 6 Bases • 2 Aerated Livewells • Lockable Center Rod Locker w/ Rod Tubes • Glove Box • Dry Storage • Bow Cargo Netting •
- POPULAR OPTIONS: Dual Console • Contender or Tournament Package • Pop-Up Cleats • Kicker Engine (1850 Only) ▶

Center rod storage system cradles those expensive rods yet makes for easy access.

New for 2008, Sony AM/FM/CD player with remote control is optional on 1850 and 1750 Fish Hawk models.

Full instrumentation with optional tilt steering wheel and under-console storage.


Dry storage or use as a cooler.



1750 Fish Hawk SC



1850 Fish Hawk with dual console



American. Idol. More Americans own Fish Hawks than any other Crestliner model. That says a lot about the boat, and the fisherman who has one. When he pulls up to a landing, other anglers correctly assume: Hey, this guy knows his stuff. But the Fish Hawk isn't just idolized by fishermen. Other boat brands are guilty too — which is why it's probably the most-copied aluminum fishing boat ever made.

FISH HAWK	1850/1850 SC	1750/1750 SC
Overall Length	18'6" (5.7m)	17'6" (5.3m)
Maximum Beam	95.5" (243cm)	95" (242cm)
Maximum Depth	35" (89cm)	35" (89cm)
Uni-Weld Hull	12° Dead Rise	12° Dead Rise
Max. Cockpit Depth	24" (61cm)	24" (61cm)
Approx. Weight	1250# (567kg) / 1300# (590kg)	1050# (476kg) / 1100# (499kg)
Max. Weight Capacity	1360# (617kg)	1360# (617kg)
Max. People Capacity	6	6
Max. HP	90 Tiller/150 Console	90 Tiller/125 Console
Fuel Capacity	31 gal. (117L)	24 gal. (91L)
Transom Height	25" (64cm)	25" (64cm)

Colors: Pebble Base with Choice of Accent Colors: Onyx Black, Bay Blue, Sport Red, Silver Bay, Copper, or Pebble as a Stand Alone Color. Silver Bay Base with Sport Red, Onyx Black or Bay Blue Accents Colors. See page 37 for Color Chips.

- Contender Package:** Recirculating Livewell (Stern), Folding Landing Net, Butt Seat w/Adjustable Post, Wash-Down System, 2-Bank Battery Charger, (1) Pro Seat w/Post, Tilt Wheel w/Slider, Sony Stereo
- Tiller:** Recirculating Livewell (Stern), Folding Landing Net, Wash-Down System, 2-Bank Battery Charger, Pro Seat w/Post, Sony Stereo
- Tournament Package:** Recirculating Livewell (Stern), Folding Landing Net, Butt Seat w/Adjustable Post, Wash-Down System, 2-Bank Battery Charger, Tilt Wheel w/Slider, Stern Trolling Motor Outlet, Stainless Stern Rails, Retractable Cleats, (2) Pro Seats w/Posts, Sony Stereo



1750 Fish Hawk tiller

Fish Hawk 1700/1600


- Factory Pre-Rigged with Mercury Outboard, Custom Shoreland'r Trailer with Swing-Tongue, MotorGuide Trolling Motor and Fish Finder • 3 Deluxe Fishing Seats • 21-Gallon Aerated Recirculating Livewell in the Bow with Pump-Out and Baitwell • Lockable Rod Locker • Rod Savers • Bow Cargo Netting •
- POPULAR OPTIONS: Stern Trolling Motor Outlet, Foot Trim (for Tillers), Travel Cover ▶

The helm features clean instrumentation and under-console storage.

Mega-storage is a Crestliner hallmark and these Fish Hawks are no exception. Livewell lids are insulated.

Locking rod storage with Rod-Savers on the lid.

Aerated baitwell is on the starboard side, rear (1700 only).




1700 Fish Hawk

1600 Fish Hawk



1600 Fish Hawk Tiller



FISH HAWK	1700/1700 SC	1600/1600 SC
Overall Length	17'2" (5.2m)	16' (4.8m)
Maximum Beam	91" (231cm)	87" (221cm)
Maximum Depth	35" (89cm)	35" (89cm)
Uni-Weld Hull	12° Dead Rise	12° Dead Rise
Max. Cockpit Depth	24" (61cm)	24" (61cm)
Approx. Weight	1050# (476kg) / 1100# (499kg)	830# (376kg) / 880# (399kg)
Max. Weight Capacity	1450# (657kg)	1200# (544kg)
Max. People Capacity	6	5
Max. HP	75 Tiller/115 Console	60 Tiller/75 Console
Fuel Capacity	30 gal. (113L)	23 gal. (87L)
Transom Height	20" (51cm)	20" (51cm)

Available in Silver Bay Base with Onyx Black, Bay Blue or Sport Red Accent Colors

Lifetime. Achievement.
 You wanted one your whole life. But for whatever reason, it hasn't happened yet. To make it easier than ever to get into a legendary Fish Hawk, we're pleased to present the ready-to-fish 1700 and 1600 models. They're just the right size and have exactly what you need, including standard trolling motors and depth finder! Plus they're just the right price. Achieve your goal... in a 2008 Fish Hawk.



Canadians 1850/1650



MONUMENT BAY LODGE
LAKE OF THE WOODS - ONTARIO, CANADA

- Two Pro Seats (1850) or Two Deluxe Seats (1650) • 21-Gallon Aerated Livewell • Side Storage with Cargo Netting • Rod Storage Rack • Glove Box • Dry Storage • Bow Cargo Netting • Spray-On Crest-Liner Flooring with Wash-Down System • New 2008 Graphics • Under-Console Storage • Rear Storage Trays •
- POPULAR OPTIONS: Travel Cover, Foul Weather Curtain, Stainless Steel Rail Package ▶



Big water transom with toe-holds for safety is standard as is the wash-down system that makes clean-up a snap.

Wrap-around dash has reset fuses and lit rocker switches. Under-console storage is handy as is the 12-volt power outlet.

Cavernous storage in the bow includes a 32-gallon aerated livewell.




1650 Canadian



1850 Canadian

1650 Canadian



Canadian. Shield.
“Canadian Shield” lakes are aptly named, because the boat needed to survive their granite bottoms must include a shield of protection. How does extra-thick, welded, H34-5052 marine aluminum armor sound? The answer is tough. Inside these boats, the fishing-only layout has the same rugged attitude. North or south of the border, these boats are ready for battle.



CANADIAN	1850	1650
Overall Length	18'2" (5.2m)	16'5" (5.0m)
Maximum Beam	95.5" (241cm)	87." (271cm)
Maximum Depth	41" (104cm)	35" (89cm)
Uni-Weld Hull	17" Dead Rise	17" Dead Rise
Max. Cockpit Depth	27" (68cm)	24.5" (62cm)
Approx. Weight	1500# (680kg)	1000# (680kg)
Max. Weight Capacity	1625# (736kg)	1295# (587kg)
Max. People Capacity	7	5
Max. HP	175	90
Fuel Capacity	39 gal. (148L)	20 gal. (75L)
Transom Height	25" (64cm)	25" (64cm)
Available in Silver Bay Base with Onyx Black, Bay Blue or Sport Red Accent Colors		

Crest-Liner
Crest-Liner is a spray-on coating similar to the bedliner material used in pickup trucks. Crest-Liner was developed to be a little softer and more flexible for a tough, non-skid surface that's easy to clean.

Canadians 18/16/14



- Two Deluxe Fishing Chairs and 4 Bases (3 Bases on the 14) • Aerated Livewell • Rod Storage Rack • Dry Storage • Vinyl Flooring for Easy Clean-Up • Crest-Liner Spray-On Lid Liners • Lifetime Hull Warranty and 3 Years on Virtually Everything Else •


POPULAR OPTIONS: Black Accent Stripe (as shown) • Camo Paint with Crest-Liner Interior • Wash-Down System ▶

Walleye. Pike.
The fish that made Canada famous are the same toothy creatures that most Crestliner Canadian owners love. These guys demand rock-solid durability in a low-maintenance, spacious package. Sound familiar? Is storage for all your gear (including dry storage), and seats with enough padding to tame heavy walleye chop important too? Then this is your breed of boat.


Built-in cooler/dry storage, rocker switches that control the livewell, navigation lights and bilge, and a fuel gauge (for the 18' model) are only a few of the creature comforts.

Storage in the bow includes a 19-gallon aerated livewell. The inside of the lids are coated with Crest-Liner spray-on coating.

Aerated baitwell, rod storage system and the tough easy-to-clean vinyl flooring make life easier.




18 Canadian



CANADIAN	18/18 SC	16/16 SC	14/14 SC
Overall Length	18' (5.5m)	16'7" (5.0m)	14'7" (4.4m)
Maximum Beam	79" (200 cm)	75" (190cm)	73" (185cm)
Maximum Depth	32" (81cm)	33.5" (85cm)	33.5" (85cm)
Uni-Weld Hull	10" Dead Rise	6" Dead Rise	6" Dead Rise
Max. Cockpit Depth	21" (53cm)	22" (56cm)	22" (56cm)
Approx. Weight	810# (367kg)	704# (319kg)	654# (297kg)
Max. Weight Capacity	1000# (453kg)	1000# (453kg)	1000# (453kg)
Max. People Capacity	5	5	4
Max. HP	65 Tiller/75 Console	50	40
Fuel Capacity	17 gal. (64L)	Portable	Portable
Transom Height	20" (51cm)	20" (51cm)	20" (51cm)

Available in Silver Bay Base and Onyx Black Accent Color or Optional Camo Package





CX 19/17

Factory-Rigged with Mercury Outboard, Custom Trailer with Swing-Tongue, MotorGuide Trolling Motor and Lowrance Fish Finder · All-Aluminum Construction · Three-Across Cockpit Seating with Storage Under · Five Deluxe Fishing Seats · 17-Gallon Aerated Livewell · Rod Locker · Built-In Tackle Box Storage (2) · Dash With Room for Electronics · Mega Storage · POPULAR OPTIONS: On-Board Battery Charger · Butt Seat ▶

The CX's come standard with a MotorGuide trolling motor, Lowrance X50 Fish Finder and custom trailer.

You can never have too much storage and we've designed plenty into the CX's.

Built-in tackle storage is a favorite and we've included it standard in both models.


Trim switch and trolling motor outlet in the bow.



CX 19



CX 17



CX	19	17
Overall Length	18'9" (5.2m)	17'1" (5.2m)
Maximum Beam	90" (228cm)	87" (221cm)
Maximum Depth	24" (61cm)	24" (61cm)
Approx. Weight	1250# (567kg)	1040# (471kg)
Max. Weight Capacity	1300# (589kg)	1050# (476kg)
Max. People Capacity	4	4
Max. HP	135	75
Fuel Capacity	22 gal. (83L)	19 gal. (72L)
Transom Height	20" (51cm)	20" (51cm)

Available in Silver Bay Base with Onyx Black, Bay Blue or Sport Red Accent Colors

Budget. Friendly. Sticker shock is an understatement when you check the price tags on some bass boats. It's unbelievable. By comparison, the affordability of a CX is unbelievable too—but in a good way. A CX gives you every bass fishing "must", including width, deck space, storage, comfort, style and speed. Plus, a prowling attitude in a fine-handling hull that beats glass in total weight, too!



Crappie 17

- Two Seats in the Cockpit Plus Two Deluxe Fishing Seats • Aerated Livewell with Bait Bucket in both the Stern and the Bow •
- Two Pedestal Positions in the Stern and Three in the Bow • Locking Rod Locker • Storage under Cockpit Seating • Pre-Wired 12/24-Volt Trolling Motor Outlet in the Bow • Factory Pre-Rigged with MotorGuide Trolling Motor and Depth Finder and Custom Swing-Tongue Trailer • All-Aluminum Construction •
- POPULAR OPTIONS: Butt Seat • On-Board Battery Charger ▶




17 Crappie

Handy aereated livewell with built-in bait bucket is located on the front deck.

The rear deck features two pedestal positions, a second livewell and a ton of storage.

The bow features 3 more pedestal positions and more storage.

The bow features a trim switch and trolling motor outlet.



- Storage
- 3 pedestal positions
- Livewell with baitwell
- Lockable rod locker
- Storage under seating
- Tackle tray storage
- Livewell with baitwell
- Battery storage
- All-aluminum construction

Slab. Happy.

Getting into a school of 14-inchers — well, it doesn't get much better than that. For those of you who agree, we've built a new model exclusively for crappie crushers. Its proven Mod-V hull is ideal for sliding into those shallow haunts; with an interior layout and livewell system designed for exactly the way you fish.



CRAPPIE	17
Overall Length	17'1" (5.2m)
Maximum Beam	87" (221cm)
Max. Transom Beam	87" (221cm)
Max. Depth	24" (61cm)
Approx. Weight	950# (432kg)
Max. Weight Capacity	1050# (476kg)
Max. People Capacity	4
Max. HP	75
Fuel Capacity	19 gal (72 L)
Transom Height	20" (51cm)
Color: Silver Bay Base with Sport Red, Onyx Black or Bay Blue Accent Color	

CXJ 2070/1870/1760/1655

- Crest-Liner Interior Coating • Aerated Livewell • Standard Side Console with Center Console Option Available •
- 21-Gallon Built-In Fuel Tank • Bilge Pump • Trolling Motor Outlet in the Bow • All-Aluminum Construction with UniWeld Modified-V Hulls • Battery Storage • Wide Beam Design •
- POPULAR OPTIONS: Camo Paint • Fishing Chairs • Wind Screen • Gunnel Accessories (Rod Holder, Dog Ladder, Storage Box, Depth Finder Bracket) ▶

Crest-Liner

Crest-Liner is a spray-on coating similar to the bedliner material used in pickup trucks. Crest-Liner was developed to be a little softer and more flexible for a tough, non-skid surface that's easy to clean.

Optional center console with rod holders, grab bar and lighted rocker switches comes with cooler/seat.

21-Gallon built-in fuel tanks.

Interior surfaces are Crest-Liner spray-on.

Pre-wired trolling motor outlet, bow.




1870 CXJ

1655 CXJ

1760 CXJ

2070 CXJ



CXJ SERIES	2070	1870	1760	1655
Overall Length	20' (6.1m)	18' (5.5m)	17' (5.2m)	16' 2" (5.0m)
Maximum Beam	90.5" (230cm)	90.5" (230cm)	81" (206cm)	76" (192cm)
Bottom Width	70" (178cm)	70" (178cm)	60" (152cm)	55" (140cm)
Side Depth	23" (58cm)	23" (58cm)	23" (58cm)	23" (58cm)
Modified-V Hull	10° Dead Rise	10° Dead Rise	10° Dead Rise	8° Dead Rise
Approx. Weight	1390# (612kg)	1175# (533kg)	1000# (457kg)	825# (367kg)
Max. Weight Capacity	1600# (726kg)	1290# (573kg)	1080# (490kg)	900# (408kg)
Max. People Capacity	7	5	4	3
Max. HP	115	90	75	60
Fuel Capacity	21 gal. (79L)	21 gal. (79L)	21 gal. (79L)	21 gal. (79L)
Transom Height	20" (51cm)	20" (51cm)	20" (51cm)	20" (51cm)
Color: Marsh Tan OR Pebble				
Optional: Camouflage paint (Mossy Oak™ Shadow Grass™)				

Can. Do.

The question isn't what can you do in a CXJ? It's what CAN'T you do? Hunt late season divers over whitecaps. Fish bass and crappies in shallow bays. Battle current for giant cats. Run upriver to chase big whitetails that have never seen man.

Sportsman 18/16/14

Simple. Pleasure.


Remember your first time fishing? Was it from a simple bench-style boat with your Dad or Grandpa? Chances are it was. Relive those simpler times with a timeless Crestliner masterpiece.

- UniWeld Construction • Flat Floor with Crest-Liner Interior Coating • Rod/Paddle Holder • Extruded Deck Gunnels • Under-Seat Storage • Lifetime Plus 3 Warranty ▶

18 Sportsman SC



14 Sportsman SS



SPORTSMAN	18 SS/18 SS SC	16 SS/16 SS SC	14 SS/14 SS SC
Overall Length	18' (5.5m)	16'7" (5.0m)	14'7" (4.4m)
Maximum Beam	78" (198cm)	75" (191cm)	73" (185cm)
Bow Depth	33.5" (85cm)	28.5" (72cm)	27.5" (70cm)
Uni-Weld Hull	10' Dead Rise	6' Dead Rise	6' Dead Rise
Approx. Weight	670# (304kg)	550# (249kg)	520# (235kg)
Max. Weight Capacity	1390# (630kg)	1300# (590kg)	1010# (458kg)
Max. People Capacity	7	6	4
Max. HP	50	40	35
Fuel Capacity	Portable	Portable	Portable
Transom Height	20" (51cm)	20" (51cm)	20" (51cm)

18 Sportsman Aluminum Gauge Bottom-.090 Transom-.125 Sides-.080
 14 & 16 Sportsman Gauge Bottom & Sides-.080 Transom-.100
 Silver Bay with "Crest-Liner" Interior
 Optional: Black paint stripe with Crestliner graphics package;
 Camo paint (Mossy Oak™ Shadow Grass™)

Crestliner XCR

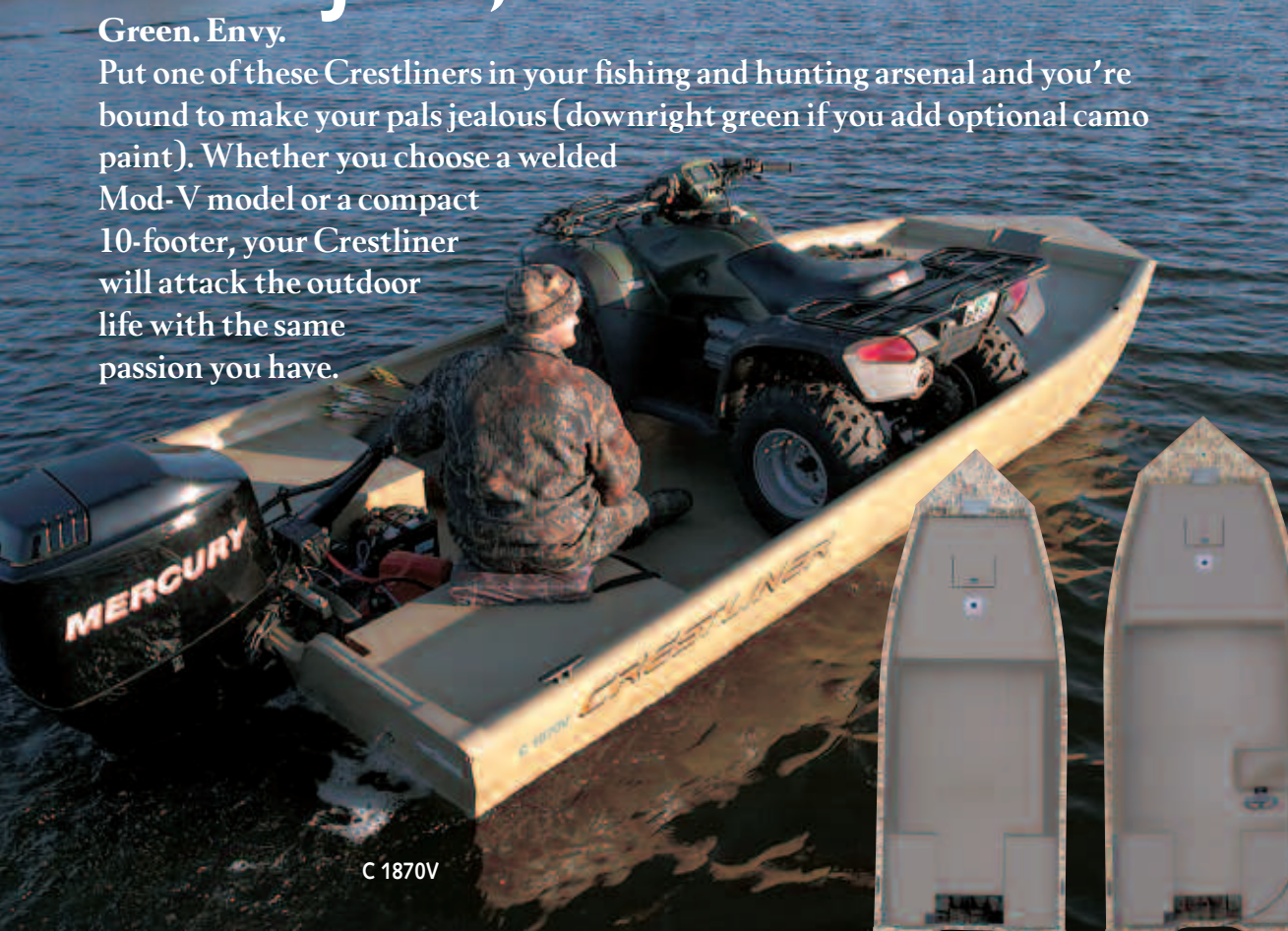
Crestliner also offers a line of value boats to fit most any budget. 12, 14 and 16-foot XCR models are available. See them at www.crestliner.com



Jons, Welded C-Series

Green. Envy.

Put one of these Crestliners in your fishing and hunting arsenal and you're bound to make your pals jealous (downright green if you add optional camo paint). Whether you choose a welded Mod-V model or a compact 10-footer, your Crestliner will attack the outdoor life with the same passion you have.



C 1870V



C 1655V



C 1760VS



C 1870VCC



C 2070VS

w/Alaska Option

C-SERIES	C 2070V/VS/CC	C 1870V/VS/CC	C 1760V/VS/CC	C 1655V/VS
Overall Length	20' (6.1m)	18' (5.5m)	17' (5.2m)	16'2" (5.0m)
Maximum Beam	90.5" (230cm)	90.5" (230cm)	81" (206cm)	76" (192cm)
Bottom Width	70" (178cm)	70" (178cm)	60" (152cm)	55" (140cm)
Side Depth	23" (58cm)	23" (58cm)	23" (58cm)	23" (58cm)
Modified-V Hull	10° Dead Rise	10° Dead Rise	10° Dead Rise	8° Dead Rise
Approx. Weight	1340# (608kg)	1125# (510kg)	950# (431kg)	775# (352kg)
Max. Weight Capacity	1600# (726kg)	1290# (573kg)	1080# (490kg)	900# (408kg)
Max. People Capacity	7	5	4	3
Max. HP	60 / 90	60 / 75	50 / 60	40 / 50
Fuel Capacity	Portable	Portable	Portable	Portable
Aluminum Hull Gauge	.100	.100	.100	.100
Transom Height	20" (51cm)	20" (51cm)	20" (51cm)	20" (51cm)

Colors: Marsh Tan; Mossy Oak Shadow Grass camouflage paint optional

Welded C-Series

The Crestliner C-Series Jons feature all-welded construction with flat aluminum floors designed for tough conditions and fast clean-up. Like the CXJ's, they also feature what we call the Accessory Receiver Gunnel. This extruded gunnel (below) allows you to customize your Jon with accessories like a rod holder, storage box, dog ladder, depth finder and more.



Jons, CR-Series

CR-Series

The Crestliner CR-Series Jons are tough, lightweight Jons just right for throwing in the back of a pickup for hunting or fishing those shallow backwaters. 14-footers and up have a storage compartment under the middle seat. 16 and 18 models are available with a side console.



CR1032

CR1232

CR1236

CR1436

CR1448

CR1448M

CR1648

CR1648MS

CR1852M

CR SERIES	1032	1232	1236	1436	1448/1448M	1648/1648M	1852MT
Overall Length	10'0" (3.0m)	11'10" (3.6m)	11'11" (3.6m)	14'0" (4.3m)	14'0" (4.3m)	15'10" (4.8m)	18'0" (5.5m)
Maximum Beam	48" (122cm)	48" (122cm)	56" (142cm)	57" (145cm)	70" (178cm)	70" (178cm)	75" (191cm)
Bottom Width	32" (81cm)	32" (81cm)	36" (91cm)	36" (91cm)	48" (122cm)	48" (122cm)	52" (132cm)
Side Depth	16" (41cm)	16" (41cm)	17" (43cm)	17" (43cm)	19/21" (48/53cm)	21" (53cm)	21" (53cm)
Number of Ribs	2	3	6	8	7	9	10
Weight	80# (36kg)	90# (41kg)	140# (63kg)	185# (84kg)	260# (118kg)	275# (125kg)	400# (182kg)
Weight Capacity	275# (125kg)	335# (152kg)	527# (239kg)	670# (304kg)	825# (375kg)	973# (442kg)	1375# (624kg)
Max People Capacity	2	2	3	3	4	4	6
Maximum HP	3	3	10	20	25	35	45
Alum. Hull Gauge	.043	.043	.050	.064	.072	.072	.072
Available With	-	-	-	-	T/S/TS	T/S/TS	T/TS

Key: M= Modified-V Hull; T=Tall 20" Transom; S=Side Console; TS=Tall Transom with Side Console
Color: Olive Drab

Boat Specifications

	Deluxe Fishing Chairs (Number)	Pro Seats (Number)	Exchange Pro Seat for Reclining Helm Seat	Butt Seat w/Post	Stern Jump Seats	Conversion Bow	Bow Back Rests	Power Pedestal	Livewell	Baitwell	Bilge Pump	Battery Charger	Bow Cargo Netting	Lockable Storage	Rod Storage	No Feedback Steering	Hydraulic Steering	Tilt Steering w/Slider	Side Console	Walkthrough Windshield	Port Console w/Glove Box	Center Console	Retractable Cleats	Northwest Package Vinyl Interior	Vinyl in Cockpit Only	Crest-Liner Interior	Sony Stereo
2150 Sportfish	N/A	S(4)	O	O	N/A	S	S(2)	O	DA/1R	N/A (1)A	O	S	S	(2)L	N/A	S	S	N/A	S	S	N/A	O	O	O	N/A	S	
2150 Sportfish SST	N/A	S(4)	O	O	N/A	S	S(2)	O	DA/1R	N/A (1)A	O	S	S	(2)L	N/A	O	S	N/A	S	S	N/A	O	O	O	N/A	S	
1950 Sportfish	N/A	S(4)	O	O	N/A	S	S(2)	O	(2)A/1R	N/A (1)A	O	S	S	(2)L	S	O	S	N/A	S	S	N/A	O	O	O	N/A	S	
1950 Sportfish SST	N/A	S(4)	O	O	N/A	S	S(2)	O	(2)A/1R	N/A (1)A	O	S	S	(2)L	S	O	S	N/A	S	S	N/A	O	O	O	N/A	S	
1850 Sportfish	N/A	S(4)	O	O	N/A	S	S(2)	O	(2)A/1R	N/A (1)A	O	S	S	(2)L	S	O	S	N/A	S	S	N/A	O	O	O	N/A	S	
1850 Sportfish SST	N/A	S(4)	O	O	N/A	S	S(2)	O	(2)A/1R	N/A (1)A	O	S	S	(2)L	S	O	S	N/A	S	S	N/A	O	O	O	N/A	S	
1900 Super Hawk	S(2)	S(2)	O	O	N/A	S	O	O	(2)A/1R	N/A (1)A	O	S	S	(1)L	S	O	O	N/A	S	S	N/A	O	O	O	N/A	O	
1800 Super Hawk	S(2)	S(2)	O	O	N/A	S	O	O	(2)A/1R	N/A (1)A	O	S	S	(1)L	S	O	O	N/A	S	S	N/A	O	O	O	N/A	O	
1800 Super Hawk I/O	S(2)	S(2)	O	O	S(2)	S	O	O	(1)A/R	N/A (1)A	O	S	S	(1)L	S	O	O	N/A	S	S	N/A	O	O	O	N/A	O	
1700 Super Hawk	S(2)	S(2)	N/A	O	N/A	S	O	O	(2)A/1R	N/A (1)A	O	S	S	(1)LT	S	O	O	N/A	S	S	N/A	O	O	O	N/A	O	
1750 Sport Angler	O	S(2)	N/A	O	N/A/N/A/N/A	O	O	O	(1)A	N/A	S	O	O	N/A	(1)LT	S	O	O	N/A	S	S	N/A	O	O	O	N/A	O
1650 Sport Angler	O	S(2)	N/A	O	N/A/N/A/N/A	O	O	O	(1)A	N/A	S	O	O	N/A	(1)LT	S	N/A	O	N/A	S	S	N/A	O	O	O	N/A	O
202 Tournament Series	N/A	S(2)	O	O	N/A/N/A/N/A	O	O	O	(1)A/R/O	BW (2)1A	O	S	S	(1)LT	N/A	S	S	S	S	N/A	O	N/A	O	O	O	N/A	S
202 Tournament Series WT	N/A	S(2)	O	O	N/A/N/A/N/A	O	O	O	(1)A/R/O	BW (2)1A	O	S	S	(1)LT	N/A	S	S	S	S	N/A	O	N/A	O	O	O	N/A	S
192 Tournament Series	N/A	S(2)	O	O	N/A/N/A/N/A	O	O	O	(1)A/R/O	BW (2)1A	O	S	S	(1)LT	N/A	S	S	S	N/A	O	N/A	O	O	O	O	N/A	S
192 Tournament Series WT	N/A	S(2)	O	O	N/A/N/A/N/A	O	O	O	(1)A/R/O	BW (2)1A	O	S	S	(1)LT	N/A	S	S	S	S	N/A	O	N/A	O	O	O	N/A	S
1850 Fish Hawk SC	N/A	S(2)	O	O	N/A/N/A/N/A	O	O	O	(2)A/1R	O (1)A	O	S	S	(2)L(1)LT	S	O	O	S	N/A	O	N/A	O	O	O	O	N/A	O
1850 Fish Hawk WT	N/A	S(2)	O	O	N/A/N/A/N/A	O	O	O	(2)A/1R	O (1)A	O	S	S	(2)L(1)LT	S	O	O	N/A	S	S	N/A	O	O	O	O	N/A	O
1850 Fish Hawk Tiller	N/A	S(2)	N/A	O	N/A/N/A/N/A	O	O	O	(2)A/1R	O (1)A	O	S	S	(2)L(1)LT	N/A	N/A/N/A/N/A/N/A	N/A	N/A	N/A	N/A	N/A	O	O	O	O	N/A	O
1750 Fish Hawk SC	N/A	S(2)	N/A	O	N/A/N/A/N/A	O	O	O	(2)A/1R	O (1)A	O	S	S	(2)L(1)LT	S	O	O	S	N/A	O	N/A	O	O	O	O	N/A	O
1750 Fish Hawk WT	N/A	S(2)	N/A	O	N/A/N/A/N/A	O	O	O	(2)A/1R	O (1)A	O	S	S	(2)L(1)LT	S	O	O	N/A	S	S	N/A	O	O	O	O	N/A	O
1750 Fish Hawk Tiller	N/A	S(2)	N/A	O	N/A/N/A/N/A	O	O	O	(2)A/1R	O (1)A	O	S	S	(2)L(1)LT	N/A	N/A/N/A/N/A/N/A	N/A	N/A	N/A	N/A	N/A	O	O	O	O	N/A	O
1700 Fish Hawk SC	S(3)	O	N/A	O	N/A/N/A/N/A	O	O	O	(2)A/1R	O (1)A	O	S	S	(1)L	O	N/A/N/A	S	N/A	N/A	N/A	N/A	N/A	O	N/A/N/A	N/A	N/A	N/A
1700 Fish Hawk Tiller	S(3)	O	N/A	O	N/A/N/A/N/A	O	O	O	(2)A/1R	O (1)A	O	S	S	(1)L	O	N/A/N/A/N/A	N/A	N/A	N/A	N/A	N/A	N/A	O	N/A/N/A	N/A	N/A	N/A
1600 Fish Hawk SC	S(3)	O	N/A	O	N/A/N/A/N/A	O	O	O	(1)A/R	N/A (1)A	O	S	S	(1)L	O	N/A/N/A	S	N/A	N/A	N/A	N/A	N/A	O	N/A/N/A	N/A	N/A	N/A
1600 Fish Hawk Tiller	S(3)	O	N/A	O	N/A/N/A/N/A	O	O	O	(1)A/R	N/A (1)A	O	S	S	(1)L	O	N/A/N/A/N/A	N/A	N/A	N/A	N/A	N/A	N/A	O	N/A/N/A	N/A	N/A	N/A
1850 Canadian	N/A	S(2)	O	O	N/A/N/A/N/A	O	O	O	(1)A/R	N/A (1)A	O	S	N/A	1	S	O	O	N/A	S	S	N/A	O	N/A	N/A	S	O	O
1650 Canadian	S(3)	O	N/A	O	N/A/N/A/N/A	O	O	O	(1)A	N/A (1)A	O	S	N/A	1	S	N/A	O	N/A	S	S	N/A	O	N/A	N/A	S	O	O
18 Canadian	S(2)	O	N/A	O	N/A/N/A/N/A	O	O	O	(1)A	BW	S	O	N/A/N/A	1	O	N/A/N/A	O	N/A	N/A	N/A	N/A	N/A	O	O	N/A	N/A	N/A
16 Canadian	S(2)	O	N/A	O	N/A/N/A/N/A	O	O	O	(1)A	BW	S	O	N/A/N/A	1	O	N/A/N/A	O	N/A	N/A	N/A	N/A	N/A	O	O	N/A	N/A	N/A
14 Canadian	S(2)	O	N/A	O	N/A/N/A/N/A	O	O	O	(1)A	BW	S	O	N/A/N/A	1	O	N/A/N/A	O	N/A	N/A	N/A	N/A	N/A	O	O	N/A	N/A	N/A
CX 19 Bass	S(5)	N/A	N/A	O	N/A/N/A/N/A/N/A	O	O	O	(1)A/D	N/A	S	O	N/A	S	(2)L	O	N/A/N/A	S	N/A	N/A	N/A	N/A	N/A	N/A	N/A	N/A	N/A
CX 17 Bass	S(5)	N/A	N/A	O	N/A/N/A/N/A/N/A	O	O	O	(1)A/D	N/A	S	O	N/A	S	(1)L	O	N/A/N/A	S	N/A	N/A	N/A	N/A	N/A	N/A	N/A	N/A	N/A
CX 17 Crappie	S(4)	N/A	N/A	O	N/A/N/A/N/A/N/A	O	O	O	(2)A	BW	S	O	N/A	S	(1)L	O	N/A/N/A	S	N/A	N/A	N/A	N/A	N/A	N/A	N/A	N/A	N/A
CXJ 2070	N/A	N/A	N/A	O	N/A/N/A/N/A/N/A	O	O	O	(1)A	N/A	S	N/A/N/A/N/A	N/A	N/A	O	N/A/N/A	S	N/A	N/A	N/A	O	N/A	N/A	N/A	O	N/A	N/A
CXJ 1870	N/A	N/A	N/A	O	N/A/N/A/N/A/N/A	O	O	O	(1)A	N/A	S	N/A/N/A/N/A	N/A	N/A	O	N/A/N/A	S	N/A	N/A	N/A	O	N/A	N/A	N/A	O	N/A	N/A
CXJ 1760	N/A	N/A	N/A	O	N/A/N/A/N/A/N/A	O	O	O	(1)A	N/A	S	N/A/N/A/N/A	N/A	N/A	O	N/A/N/A	S	N/A	N/A	N/A	O	N/A	N/A	N/A	O	N/A	N/A
CXJ 1655	N/A	N/A	N/A	O	N/A/N/A/N/A/N/A	O	O	O	(1)A	N/A	S	N/A/N/A/N/A	N/A	N/A	O	N/A/N/A	S	N/A	N/A	N/A	O	N/A	N/A	N/A	O	N/A	N/A

- S Standard Feature
- O Optional Equipment
- N/A Not Available
- L Lockable Rod Storage
- LT Lockable Rod Storage w/Tubes
- A Aerated Livewell


- DA Dual Aerated Livewell
- R Recirculating Livewell
- O Oxygenator
- D Divided Livewell
- BW Baitwell w/Bag
- A Auto Bilge

2008 Crestliner Colors

BASE COLORS with corresponding carpet colors




Pebble




Silver Bay

ACCENT COLORS



Sport Red



Bay Blue



Copper



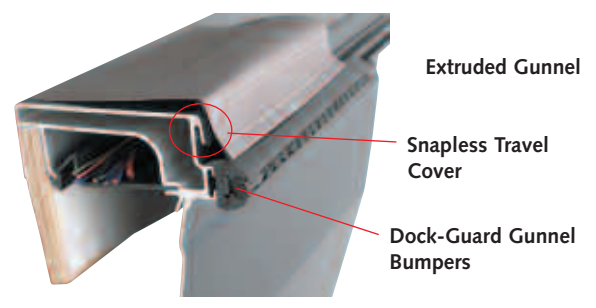
Onyx Black



Silver Bay

Special formula acrylic paint is baked onto the hull at 300° for a tough-as-nails finish. The hull starts the process in a paint booth using the toughest, most UV resistant acrylic paint formula available. The entire hull is then baked at 300° for 20 minutes. The result is a deep shine that lasts for years.

IN-FLOOR STORAGE is brand new for 2008. Gone are the days of tripping over skis, wakeboards, tow rope or rods. Hello convenience! These cavernous compartments are huge – up to 94 inches depending on the model you choose. They're standard on all Sportfish and Super Hawk models.




Extruded Gunnel Crestliner uses many extruded aluminum components but the extruded gunnel is pure genius. Not only does it add strength, but it allows for wiring tracks, a patented snapless canvas design and a built-in gunnel bumper.

Snapless Travel Cover SNAPLESS COVER Time was when guys didn't use their travel cover when going down the road.

Dock-Guard Gunnel Bumpers

The old "snap" or "draw-string" designs were a hassle to put on and take off and worst yet, many damaged paint. Crestliner's patented snapless canvas uses a double "J" hook design. Whatever canvas you use goes on or off fast and is paint friendly. Now you can use your travel cover when you travel.

DOCK-GUARD GUNNEL BUMPERS This innovation was designed to protect your Crestliner when docked. The integrated bumpers are part of the extruded gunnel so while they're tough, they also look good. Form follows function. Sweet.



CONVERSION BOW

Here's a patented innovation you won't find on any other boat. It's Crestliner's Conversion Bow that converts from a bow-rider configuration to a complete fishing platform in seconds. There are no loose parts to have to stow away. No cushions to blow out as you're driving down the road. After you convert to the fishing platform, there's a livewell and added storage along with cargo netting along the gunnel. Most Crestliners come with a pre-wired 12/24-volt trolling motor outlet in the bow.

Construction Focused


It's always been a passion at Crestliner to innovate and surpass your expectations of just what an aluminum boat should be. A strong dose of pride and some pretty incredible thinking goes into every model we bring to market. For 62 years, we've been honing hulls, improving techniques and re-defining our industry until we're sure you're getting the very best and even then we still keep looking. Always improving. Always innovating.

As beautiful as a Crestliner is on the outside, it's the inside that gets us cranked. The secret is something most people never get to see — the intricate stringer system that's welded together and then welded into the hull. It's an industry-leading construction method we call a UniWeld Hull. Competitors piece together and overlap their hulls to try to equal a Crestliner. Most Crestliners are used for fishing and, unlike pleasure boaters, you'll find fishermen out in some pretty nasty weather. UniWeld construction makes a Crestliner's hull one piece for a rock-solid ride. It's engineered for strength and it's guaranteed for as long as you own your Crestliner.



Crestliner was the first to offer a non-prorated LIFETIME hull warranty to the original owner. If you ever have trouble with mainseam hull welds, you're covered. PLUS, you get a 3-year bow-to-stern warranty on virtually everything else. Crestliner pioneered the art of welding boats over 40 years ago and has been copied but never duplicated. Our proven welding techniques allow us to offer you a lifetime warranty on mainseam welds.

Another patented innovation is the extruded gunnels on most models. It's stronger and allows for our snapless "J" hook travel cover system.



We don't just weld two sheets of aluminum together. We developed custom extrusions with tongue-and-groove channels that add strength and style.




Reclining Captain's Chairs are available as a premier option.



Pro-Style Seats are higher in the back and a bit wider than Deluxe Seats. Great back support, too.



Deluxe Seats are comfy for those hours on the water. They're wider for 2008 and feature pinchless hinges.



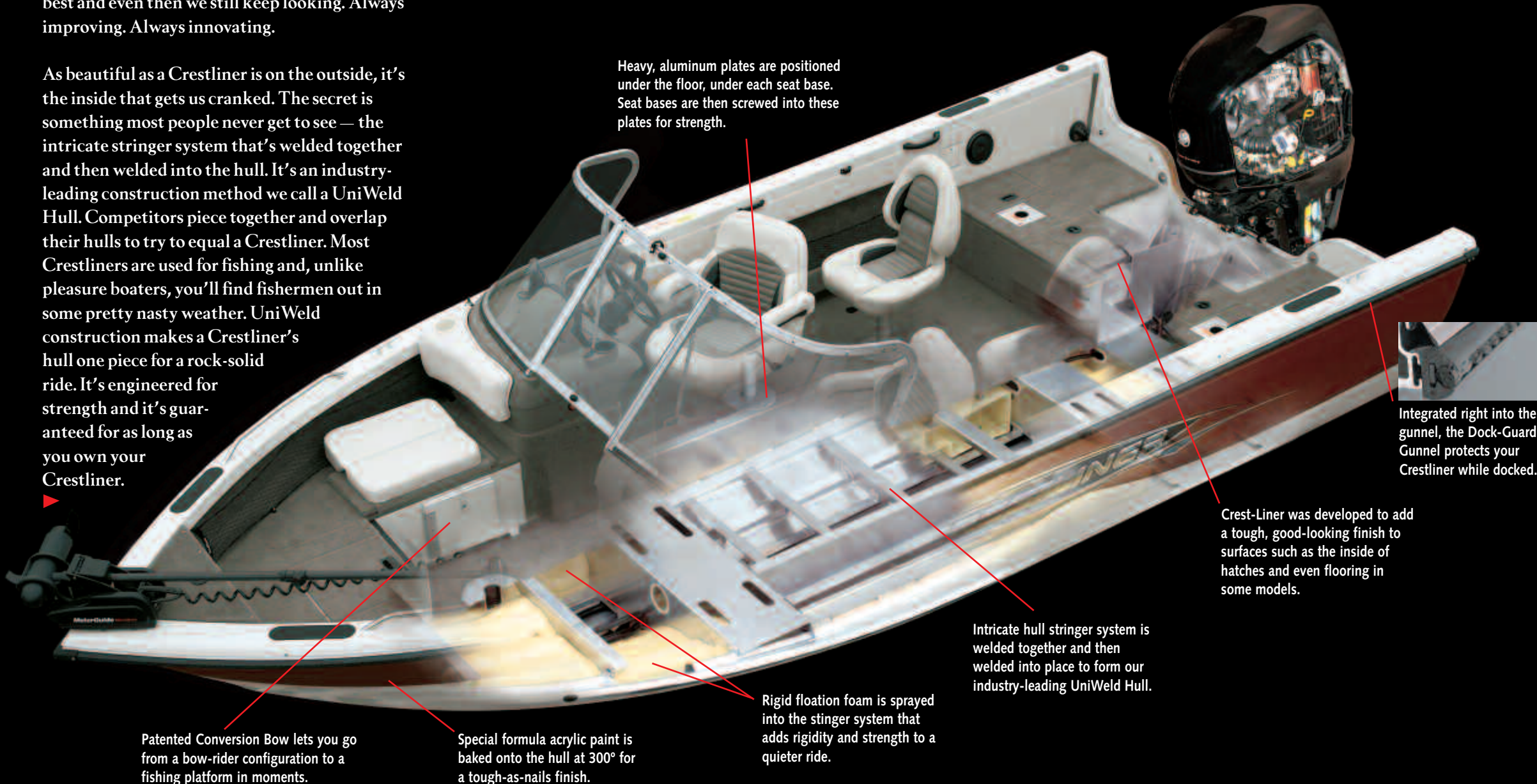
Crestliner developed a spray-on coating for lids and some interior surfaces. Crest-Liner is much like the coatings used in pickup beds.



Convenient breaker switches and lighted rocker switches are close at hand.



Heavy, aluminum plates are positioned under the floor, under each seat base. Seat bases are then screwed into these plates for strength.



Patented Conversion Bow lets you go from a bow-rider configuration to a fishing platform in moments.

Special formula acrylic paint is baked onto the hull at 300° for a tough-as-nails finish.


Rigid flotation foam is sprayed into the stinger system that adds rigidity and strength to a quieter ride.

Intricate hull stringer system is welded together and then welded into place to form our industry-leading UniWeld Hull.

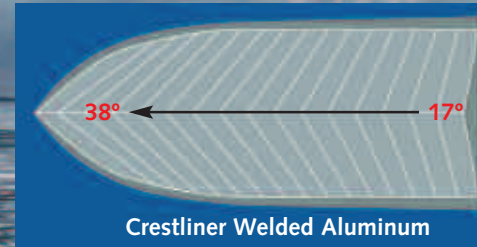
Crest-Liner was developed to add a tough, good-looking finish to surfaces such as the inside of hatches and even flooring in some models.



Integrated right into the gunnel, the Dock-Guard Gunnel protects your Crestliner while docked.



VARIABLE DEGREE DEAD RISE
The degree of dead rise increases constantly from stern to bow on a Crestliner. The lower degree at the stern allows the boat to plane quickly with lower horsepower.



The deeper degree of dead rise at the bow allows the hull to break waves and push the water out and down for a smoother, drier ride.

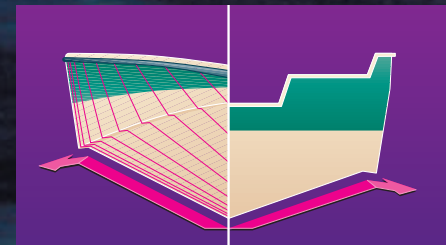


Most models have optional travel covers available. The Sportfish, Super Hawk, Sport Angler and 1850 Canadian have a suntop, side curtains and a full enclosure available as well.



A CRESTLINER EXCLUSIVE, THE SST TRANSOM
This patented innovation you'll only see on a Crestliner and what an innovation it is!
Space Saver Transom

- Adds cockpit space to your boat
- Increases performance
- Quiets engine noise
- Creates room for integrated bimini top storage
- Designed for big-water



THE REVERSE-CHINE design is integrated into most of our hulls — not tacked on after the fact. This gets you up on plane faster and delivers a drier ride.