

# BOATS



*Every morning  
at the lake is a slice of heaven. Singing birds.  
Cool air. Hot coffee.*



*And the start of another day with my Crestliner*



2005

# More than 70 Crestliner

5:30 AM

The air is crisp.

Everyone else is still asleep. So I snuck out to catch a few off the dock before breakfast.

I wonder.

Would they hear me if I fired up the Crestliner and went out for a little while?




models to awaken your spirit



# The New Sportfish Is Th



From the patented conversion bow that lets you do it all – to a stern that takes to fishing as beautifully as it cradles its passengers – whi



# Best Boat We've Ever Built.



...t of the hole with SST precision and cool control — all your 2005 Crestliner Sportfish asks is that you “please take your seat.”

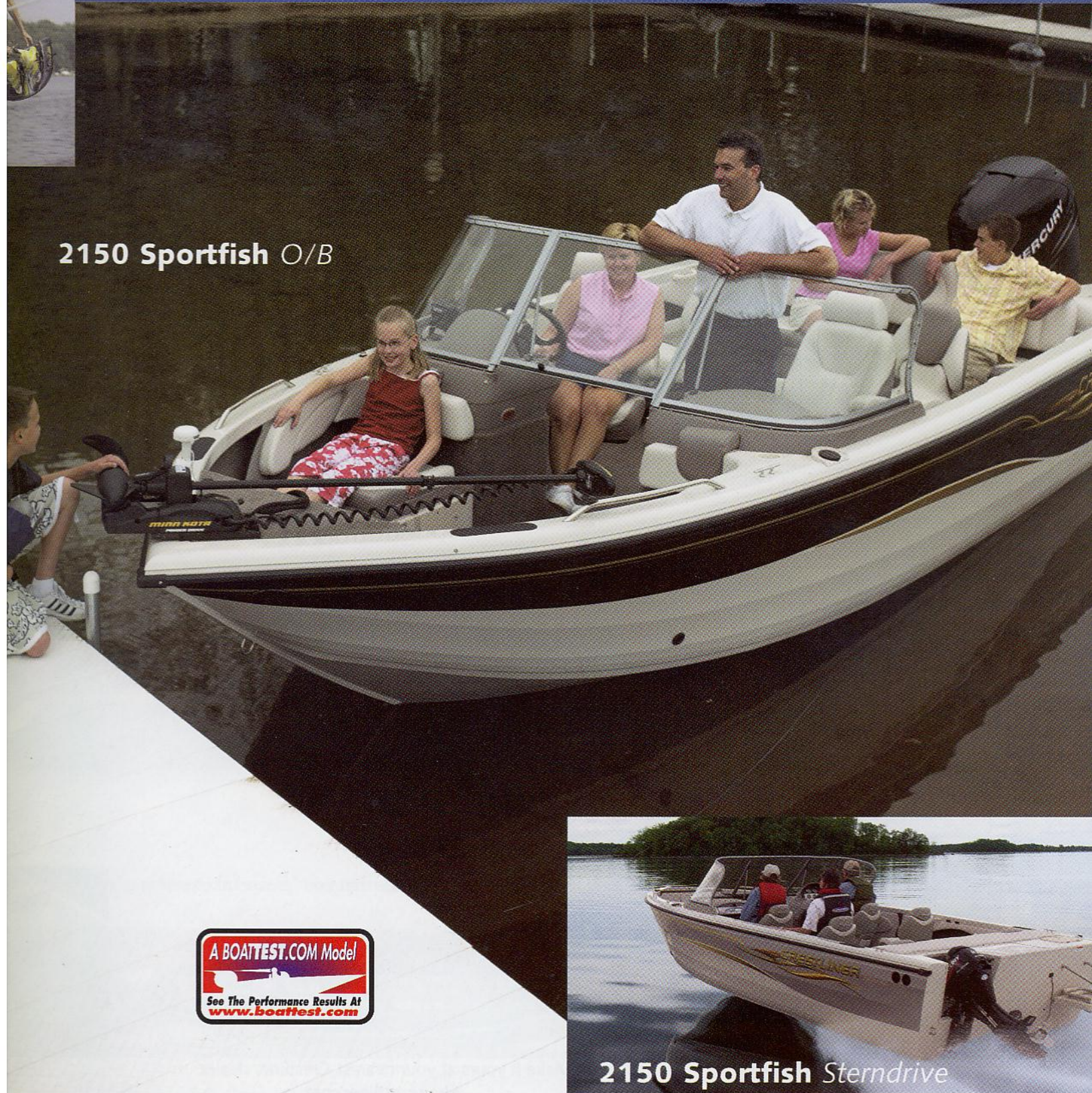


Make it yours at your nearest Crestliner dealer.  
[www.crestliner.com](http://www.crestliner.com)



The new "everything-you-want-in-a-boat" boat.

2150 Sportfish O/B



2150 Sportfish Sterndrive

is a word that sums up the new 2150 Sportfish, it's "versatility." From nose-to-stern this is an efficient fishing

# 2150 SPORTFISH

with dual livewells, trolling motor outlets, a roomy dash for electronics and a great rod storage system. But for

many families, life is not all about fishing. There's wakeboarding and tubing or just plain

Your optional conversion stern bench seats three in stylish comfort...

cruising across the lake for a sandwich. So we gave the Sportfish sleek style, plush seating, a

Euro-style wrap-around windshield and instrumentation that screams sophistication.

...then flips down for an instant casting deck!

You'll love the conversion bow that switches from fishing to cruising in seconds - without

se parts. For even more lounging capabilities, you can add our innovative conversion stern bench. Let's face it.

Summer fun is all about going with the flow. And nothing does it better than a versatile Crestliner

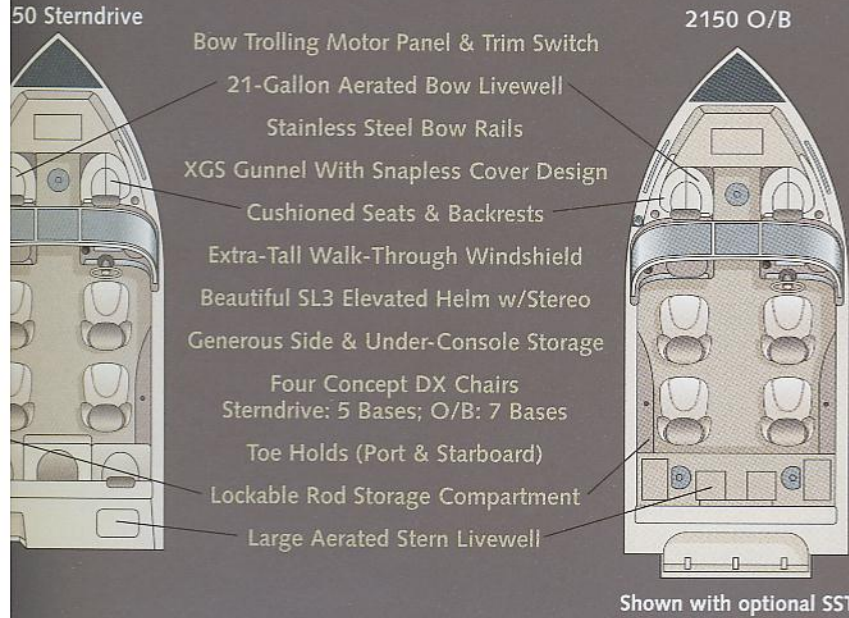
2150 Sportfish outboard or sterndrive.

The optional reclining helm seat with arm rests is the most amazing chair we've ever offered!

Rod and tackle storage is in plentiful supply aboard your Sportfish




Optional SST (Space Saver Transom) gives you more room on-board and includes out-of-sight bimini storage



SPORTFISH	2150 O/B	2150 STERNDRIVE
Overall Length	21'11" (6.7m)	21'11" (6.7m)
Maximum Beam	103" (262cm)	103" (262cm)
Maximum Depth	47" (119cm)	47" (119cm)
Max Cockpit Depth	30.5" (77cm)	30.5" (77cm)
Approx. Weight	2050# (928kg)	w/4.3L: 2900# (1315kg)
Max Weight Capacity	2000# (907kg)	2000# (907kg)
Max People Capacity	8	8
Maximum HP	250	4.3L-5.0L
Fuel Capacity	77 Gal. (291L)	77 Gal. (291L)
Alum. Gauge/Bottom	.125	.125
Alum. Gauge/Sides	.090	.090
Alum. Gauge/Transom	.125	.125
Transom Height	25" (64cm)	

Available in Pebble Base and all 2005 Crestliner Accent Colors

Automotive styling is now making waves.



**1950 Sportfish O/B**



**1950 Sportfish Sterndrive**



the aluminum boat game, Crestliner has led the way in boat design, style and fit & finish. For 2005, we're leaving

# 50 SPORTFISH

other brands even further behind our wake. How? By taking some lessons from the automotive industry. Slide

Conversion bow changes from cruising to fishing in seconds, without any loose parts

and the wheel of a Crestliner 1950 Sportfish and it feels like you're taking the controls of a premium SUV. The

l, instruments, Concept DX chairs, wrap-around windshield, plush carpet, supreme finish... It's all the best

Designed by the best engineers. Built by the best craftsmen. All for the best boat owners on the water. Crestliner owners. In a word: You.



Can't you just picture yourself behind this wheel?



ackle, accessories, PFDs... there's a quick-access place for  
ing you've got. Your Sportfish gives you storage in places  
other boat builders never think to look!



The sterndrive features hidden bimini storage and our patented kicker motor "Pocket" that eliminates the need for aftermarket brackets. You steer it from the helm with a hand-held Electro-Steer control by Panther



Optional SST transom available

SPORTFISH	1950 O/B	1950 STERNDRIVE
Overall Length	19'7" (6.0m)	19'7" (6.0m)
Maximum Beam	100" (251cm)	100" (251cm)
Maximum Depth	44" (112cm)	44" (112cm)
Max Cockpit Depth	27" (69cm)	27" (69cm)
Approx. Weight	1800# (816kg)	W/3.0L: 2650# (1202kg)
Max Weight Capacity	1800# (816kg)	1800# (816kg)
Max People Capacity	7	7
Maximum HP	200	3.0L-4.3L
Fuel Capacity	50 Gal. (189L)	50 Gal. (189L)
Alum. Gauge/Bottom	.125	.125
Alum. Gauge/Sides	.090	.090
Alum. Gauge/Transom	.125	.125
Transom Height	25" (64cm)	

Available in Pebble Base and all 2005 Crestliner Accent Colors

It's not about how we make it, but how it makes you feel.



1750 Sportfish O/B



1850 Sportfish O/B

It is a wonderful feeling. Not the kind of pride that's boastful. No, we're talking about honest, hard-working

# 1750/1850 SPORTFISH

...that's built on family, friendship and welded aluminum. It's a feeling you'll get the moment you step aboard

The innovative snapless cover design works as good as it looks!

your Crestliner 17 or 18-foot Sportfish. Inside, you get the patented

conversion bow and virtually every great feature of larger Sportfish

models. Yet you also inherit the benefits of owning a more compact

Get your Sportfish with optional canvas for foul-weather fishing


Ease of towing. A better fit in your garage. The list goes on with a 1750 or 1850 Sportfish. You'll have as

much pride owning one as we take in making them.

The next generation in optional conversion stems! Gives you the seating room you need for boating yet flips down to create a casting platform fit for a fishing king



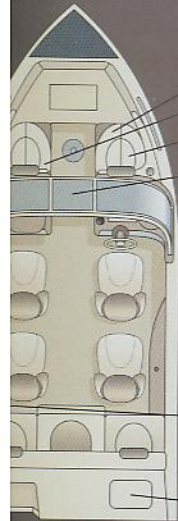
High or low in Concept DX comfort!



1750 Sportfish Sterndrive

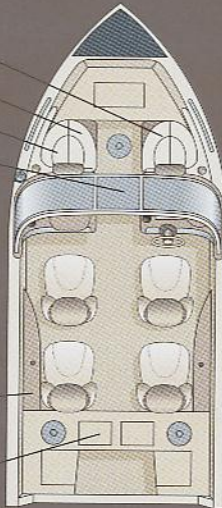


1850 Sterndrive



- Trolling Motor Panel & Trim Switch
- Dry Storage Compartment
- 21-Gallon Aerated Livewell
- Quick-Change Conversion Bow
- Walk-Through Sport Windshield
- Spacious, Elevated Helm With Stereo
- Under-Console Storage
- Toe Holds (Port & Starboard)
- Four Concept DX Chairs
- Sterndrive: 5 Bases; O/B: 7 Bases
- Lockable Rod Storage Compartment
- XGS Gunnel With Snapless Cover Design
- Large Aerated Stern Livewell

1750/1850 O/B



SPORTFISH	1750 O/B	1850 O/B 1850 STERNDRIVE
Overall Length	17'1" (5.2m)	18'2" (5.5m)
Maximum Beam	90" (230cm)	96" (245cm)
Maximum Depth	41" (104cm)	41" (104cm)
Max Cockpit Depth	26" (66cm)	27" (69cm)
Approx. Weight O/B	1300# (590kg)	1470# (667kg)
W/3.0L Sterndrive:		2105# (955kg)
Max Weight Capacity O/B	1425# (646kg)	1625# (737kg)
Sterndrive		1280# (580kg)
Max People Capacity	6	7
Maximum HP O/B	140	175
Sterndrive		3.0L-4.3L
Fuel Capacity	33 Gal. (125L)	39 Gal. (148L)
Alum. Gauge/Bottom	.100	.100
Alum. Gauge/Sides	.090	.090
Alum. Gauge/Transom	.125	.125
O/B Transom Height	25" (64cm)	25" (64cm)

Available in Pebble Base and all 2005 Crestliner Accent Colors

Make the new member of our family the newest addition to yours.



**1800 Serenity**

Think about fishing with your family and friends. What's the first thing that comes to mind? Chances are, it's not the *fish* itself. More likely, it's the **2000/2000 SERENITY** experience of fishing. Enjoying the water, sunlight and laughter. It's the serenity that comes with being out there that's most important. That serenity


is now captured in a Crestliner boat by the same name. Whether you're out on the water, The dual-hinge system provides open access to rods and accessories (complete with Rod Savers) catching a limit or just catching some rays, the new Serenity Series has everything you need for good times. A conversion bow, Concept DX chairs, our extra-tall walk-

through windshield, big livewell, rod locker and so much more. As if this isn't relaxing enough, you get it all at a price

Get your Serenity with the optional conversion stern bench for added versatility

that adds even more serenity to your day. Visit your Crestliner dealer and see the newest member of our family. Just be

prepared to make it a part of yours.



2000 Serenity



SERENITY	1800	2000
Overall Length	18'2" (5.5m)	20'1" (6.1m)
Maximum Beam	95" (241cm)	99" (251cm)
Maximum Depth	41" (104cm)	45" (114cm)
Max Cockpit Depth	27" (69cm)	29" (74cm)
Approx. Weight	1470# (667kg)	1630# (739kg)
Max Weight Capacity	1625# (737kg)	1925# (873kg)
Max People Capacity	7	8
Maximum HP	175	225
Fuel Capacity	39 Gal. (148L)	54 Gal. (204L)
Alum. Gauge/Bottom	.100	.125
Alum. Gauge/Sides	.090	.090
Alum. Gauge/Transom	.125	.125
Transom Height	20/25" (51/64cm)	25" (64cm)

Available in Pebble Base and all 2005 Crestliner Accent Colors

Every day should be this serene.



**1700 Serenity**

ng matches a perfect summer day offishing, skiing, tubing and cruising. Make it happen in a new 1700

# 1700 SERENITY

ty. Despite its modest price, this 17-footer is 100% Crestliner innovation - from conversion bow to

You'll appreciate the handy storage bays for frequently-used items stern! In addition to the patented bow design, you get an extra-tall walk-through windshield, Concept DX chairs and

the UniWeld hull that continues to raise the bar in welded aluminum design. So if you're on the

Kick back and relax with the conversion bow in this position...

lookout for a 17-foot boat that does it all at a great price, your day has come.

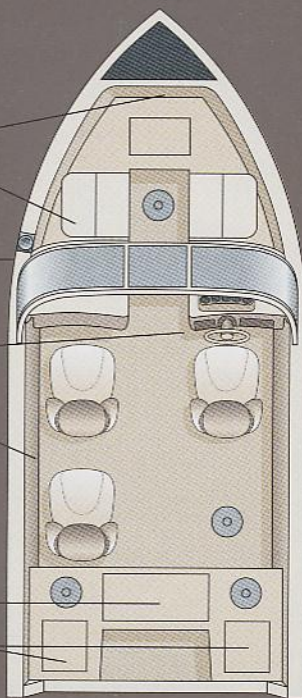
...Then flip down the padded seats to instantly create a big casting platform

A beautiful helm with an extra-tall walk-through windshield, full instrumentation, convenient breaker switches and generous tuck-under storage



1700

- Tru-V UniWeld Hull Design
- Trolling Motor Outlet
- Cushioned Conversion Bow Seating
- Dock-Gard Gunnel Bumper
- Extruded XGS Gunnel System
- Sport Windshield - Walk-Through
- SL3 Elevated Helm With Storage
- 3 Concept DX Chairs/7 Bases
- Lockable Rod Storage
- Toe-Holds (Port & Starboard)
- 12-Volt Power Outlet
- Stern Casting Platform
- 22-Gallon Stern Livewell With Bait Bag
- Battery Storage Compartments



SERENITY	1700
Overall Length	17'1" (5.2m)
Maximum Beam	89" (225cm)
Maximum Depth	41" (104cm)
Max Cockpit Depth	26" (66cm)
Approx. Weight	1300# (590kg)
Max Weight Capacity	1305# (592kg)
Max People Capacity	6
Maximum HP	140
Fuel Capacity	33 Gal. (125L)
Alum. Gauge/Bottom	.100
Alum. Gauge/Sides	.090
Alum. Gauge/Transom	.125
Transom Height	20/25" (51/64cm)

Available in Pebble Base and all 2005 Crestliner Accent Colors

is is what happens when you ask a pro: "What do you think?"



**202 Tournament Series DC**  
*Shown with full walk-through windshield option*



**202 Tournament Series DC**



When it comes to designing and constantly improving the Crestliner Tournament Series, the first people we call are our fishing pros. We ask them what they need for the most grueling tournament conditions -- which opens the floodgates for

# 202 TOURNAMENT SERIES



All the storage that serious anglers need!

new ideas. Some innovations are easy to spot: like our incredible livewell/baitwell

A fine line between tournament boat and race car

system and cavernous rod locker. Other enhancements are less noticeable but just as huge. Like our hull's unique

"tunnel" spray deflector. It's a Crestliner exclusive and it makes this the

This bow has it all, including mesh storage, a trolling motor outlet, trim switch, baitwell and much more

fastest-riding boat in competitive fishing. The world's top anglers rely on Crestliner when there's a fat fish and



even fatter paycheck on the line. So we listen to them. And their expertise is your reward.

Foldable navigation light stows easily out of the way when not in use



More storage, including cubby holes and two dry boxes for cameras, cell phones and other sensitive items



Even the compartments have compartments! Here's quick access to your batteries




TOURNAMENT SERIES	202
Overall Length	20'2" (6.1m)
Maximum Beam	100.5" (255cm)
Maximum Depth	41" (104cm)
Max Cockpit Depth	22.75" (58cm)
Approx. Weight	1425# (646kg)
Max Weight Capacity	2100# (952kg)
Max People Capacity	6
Maximum HP	250
Fuel Capacity	60 Gal. (227L)
Alum. Gauge/Bottom	.125
Alum. Gauge/Sides	.090
Alum. Gauge/Transom	.125
Transom Height	25" (64cm)

Available in Pebble Base and all 2005 Crestliner Accent Colors

What's your measure of success? May we suggest 19 feet.

Ron Schara & Raven  
of television's "Minnesota  
Duck" and "Backroads with  
Ron and Raven"



192 Tournament Series

A BOATTEST.COM Model  
See The Performance Results At  
[www.boattest.com](http://www.boattest.com)

The multitude of "192" owners out there, this Tournament Series is the ideal size. Perfect for the size of their passion for **2 TOURNAMENT SERIES** as well as the size of their garages. From it's innovative, extruded gunnel deck to the tourney-tested layout, it's got

Your expensive graphite rods deserve this kind of protection

everything you'll find in the slightly larger 202. Now, to say the Tournament Series is for

everyone would be an overstatement. This boat is designed and built for anglers who live to

37-gallon aerated livewell with Aqua Innovations oxygenator, light and bait bag

fish. Can you pull a skier with it? Sure. Will you? Not likely. Can you enjoy a nice leisurely

cruise in it? Of course, as long as it involves trolling crankbaits. If you're a 192 Tournament Series angler, you'll know it.

All controls and plug-ins are right where you need them for quick action

Because while you measure fish in pounds and inches, you set new measures for your skill every day.



Cargo mesh under the gunnels keeps essentials at your fingertips

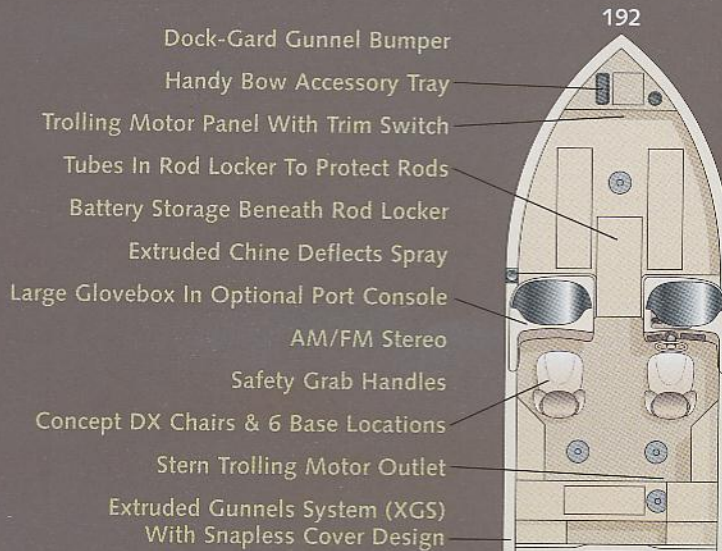


**192 Tournament Series DC**

Small touches, like this bow tackle tray, come in real handy



minnows and leeches with this bow baitwell



TOURNAMENT SERIES	192
Overall Length	19'2" (5.8m)
Maximum Beam	95" (241cm)
Maximum Depth	37" (94cm)
Max Cockpit Depth	20" (51cm)
Approx. Weight	1360# (617kg)
Max Weight Capacity	1425# (646kg)
Max People Capacity	6
Maximum HP	200
Fuel Capacity	54 Gal. (204L)
Alum. Gauge/Bottom	.125
Alum. Gauge/Sides	.090
Alum. Gauge/Transom	.125
Transom Height	25" (64cm)

Available in Pebble Base and all 2005 Crestliner Accent Colors

Deep-V is for victory.



1850 Fish Hawk SC



1850 Fish Hawk DC

g a fish on his playing field requires patience, skill, a bit of luck and the best equipment you can

# 50 FISH HAWK

ke the Crestliner 1850 Fish Hawk. Its winning attitude begins with Fish Hawk's incredibly wide

The lockable rod box is deep and 99 inches long



deep-V hull. Competitive boats could practically fit inside of it! And

what an "inside" it is, complete with Concept DX seating, a sophisticated console, massive rod locker and much

more. For 2005, we've added a large starboard dry storage compartment and our new extruded deck (slotted for

A 55"/27-gallon livewell at the bow and 24 gallons at the stern... both with bait bags

our optional snapless travel cover). Heck, we even threw in a folding landing net that

stores under the port bow lid. Fish Hawk. It's the most popular Crestliner fishing

Standard equipment: A Stowmaster Pro Series Landing Net

boat in history and it'll make your next day on the water a victory.



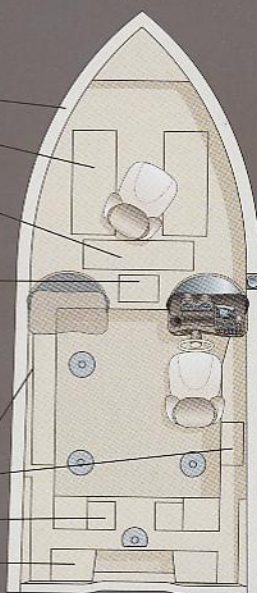
The optional Muskie Edition package includes a recirculating system for the bow livewell, butt seat with pedestal and "Muskie Edition" graphics

A good look at our recessed battery box and exclusive "Crest-Liner" lid coating



1850

- XGS Extruded Gunnel System
- Large Storage Lockers - Your Free Stowmaster Pro Series Net Fits Inside
- Big Bow Casting Platform With 55"/27-Gallon Livewell
- Auxiliary Battery Compartment
- Stylish SL3 Helm With Windscreen
- Concept DX Chairs (2) With 6 Base Locations
- Safety Grab Handle
- Dry Storage Compartment
- 24-Gallon Livewell With Bait Bag
- Oil & Battery Compartments



FISH HAWK	1850
Overall Length	18'3" (5.6m)
Maximum Beam	95.5" (243cm)
Maximum Depth	35" (89cm)
Max Cockpit Depth	24" (61cm)
Approx. Weight	1300# (590kg)
Max Weight Capacity	1360# (617kg)
Max People Capacity	6
Maximum HP	150
Fuel Capacity	31 Gal. (117L)
Alum. Gauge/Bottom	.100
Alum. Gauge/Sides	.090
Alum. Gauge/Transom	.125
Transom Height	20/25" (51/64cm)

Available in Pebble Base and all 2005 Crestliner Accent Colors



17 feet of pure angling perfection.



**1750 Fish Hawk SC**

You've never seen 17 feet of welded innovation put to better use for fishing. However, its beauty


# 1750 FISH HAWK

isn't just in length. Combined with 91 inches of beam and a 35-inch depth, the 1750 Fish Hawk

gives you a solid, dry ride and all the room you need to succeed on the water. Compare it to other

*Keep your rods ready yet out of harm's way in your lockable rod locker*

boats, welded or otherwise, and you'll immediately discover there's no comparison. Walk the Fish Hawk from bow to stern — check out every




**1750 Fish Hawk Tiller**

storage compartment, intelligent features, the craftsmanship — and

you'll say: "this is exactly the way I would

have designed this boat. It's perfect!"



The free Stowmaster Pro Series Landing Net (folds and fits in the storage lid)



"Crestliner" embossed snap access panel reveals a convenient bow compartment



FISH HAWK	1750
Overall Length	17'2" (5.2m)
Maximum Beam	91" (231cm)
Maximum Depth	35" (89cm)
Max Cockpit Depth	24" (61cm)
Approx. Weight	1100# (499kg)
Max Weight Capacity	1450# (658kg)
Max People Capacity	6
Maximum HP	80 TILLER/125 CONSOLE
Fuel Capacity	24 Gal. (91L)
Alum. Gauge/Bottom	.090
Alum. Gauge/Sides	.080
Alum. Gauge/Transom	.125
Transom Height	20/25" (51/64cm)

Available in Pebble Base and all 2005 Crestliner Accent Colors

Big fish come in smaller packages.



**1650 Fish Hawk SC**



You hunt for large fish wherever the action takes you. From small, remote lakes to big, windswept water. For you, there's a Fish Hawk that's up to any adventure. The 1650. Small

# 650 FISH HAWK

enough to launch at shallow, dirt boat ramps. Deep and wide enough to handle big water.


The Fish Hawk Tiller's instrument panel is every bit as sophisticated as the one on the side console model

Whether you choose the console or classic tiller model, your 1650 Fish Hawk has it all... a


11° UniWeld Hull, Concept DX fishing chairs, a huge rod locker, 27-gallon bow livewell, full instrumentation and

much more. Plus, with so many available options, you can customize the 1650 Fish Hawk and make it the perfect

package for you.



Beneath your feet and Concept DX seat is a universe of storage space and a 27-gallon aerated livewell with bait bag.

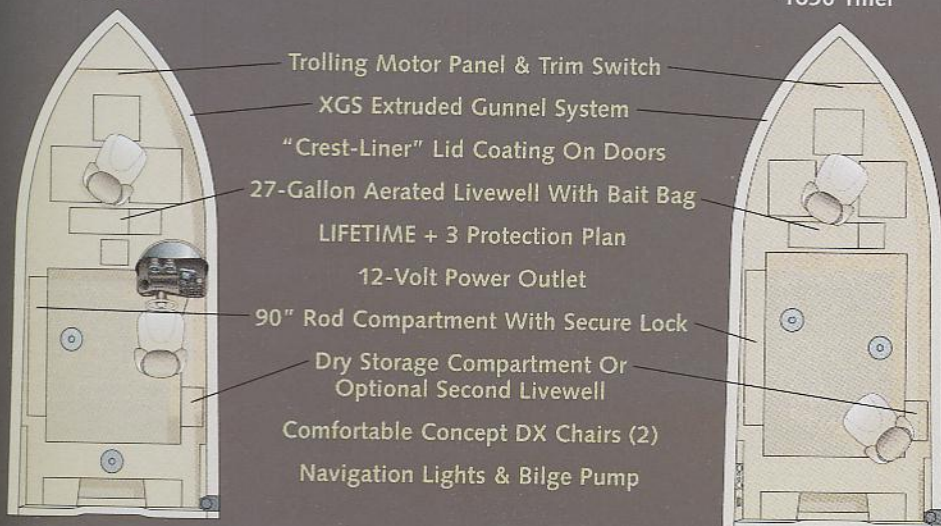


**1650 Fish Hawk Tiller**



1650 SC

1650 Tiller



FISH HAWK	1650
Overall Length	16'0" (4.8m)
Maximum Beam	87" (221cm)
Maximum Depth	35" (89cm)
Max Cockpit Depth	24" (61cm)
Approx. Weight	880# (399kg)
Max Weight Capacity	1200# (544kg)
Max People Capacity	5
Maximum HP	60 TILLER/90 CONSOLE
Fuel Capacity	18 Gal. (68L)
Alum. Gauge/Bottom	.090
Alum. Gauge/Sides	.080
Alum. Gauge/Transom	.125
Transom Height	20/25" (51/64cm)

Available in Pebble Base and all 2005 Crestliner Accent Colors

Anglers catch fish.

1600 Angler SC



1650 Sport Angler



A BOATTEST.COM Model  
See The Performance Results At  
[www.boattest.com](http://www.boattest.com)

restliner, we're responsive to anglers. So when you requested a deep, wide angling boat with a full windshield at a

# 1650 SPORT ANGLER

price, we delivered! With its 87-inch beam and 35-inch depth, the new 1650 Sport Angler is one of the deepest,

Under-console storage, drink holder, breaker switches and much more at the helm!

st 16-foot boats available today. We even finished off the UniWeld hull with our new extruded gunnel deck that



gives you plenty of room to install rod holders, downriggers and other fishing accessories.

Dock-Gard Gunnel Bumper standard

Inside, you'll appreciate the extra-tall windshield, Concept DX fishing chairs and the SL-3

Gear management made easy; plus a 27-gallon livewell



with breaker switches, a 12-volt power outlet and tuck-under storage. The 1650 Sport Angler. It's a lot of boat for the money!



"It's everything I need in a fishing boat," said a 1600 SC Angler owner recently. And he's right. It begins with the

# 1600 ANGLER SC

legendary Crestliner UniWeld hull, complete with our Extruded Gunnel System


Keep your catch lively in 19 gallons of aerated water

(X.G.S.). From that foundation, you'll enjoy the Angler's smart layout, vast storage

ability, big livewell and rod locker – plus the LIFETIME + 3 Protection Plan that covers the whole works with unmatched


Concept DX chairs aren't reserved for "some" Crestliners... you get 'em in the Angler too!

of-mind. When it comes to getting a great boat and phenomenal value, the 1600 Angler SC is one you can't let get away.



1600 Angler SC

1650 Sport Angler



1650  
SPORT ANGLER

1600  
ANGLER SC

	1650 SPORT ANGLER	1600 ANGLER SC
Overall Length	16'3" (5.0m)	16'0" (4.8m)
Maximum Beam	87" (221cm)	84" (214cm)
Maximum Depth	35" (89cm)	35" (89cm)
Max Cockpit Depth	26" (66cm)	22" (56cm)
Approx. Weight	1000# (454kg)	860# (390kg)
Max Weight Capacity	1300# (590kg)	1200# (544kg)
Max People Capacity	5	5
Maximum HP	115	75
Fuel Capacity	17 Gal. (64L)	17 Gal. (64L)
Alum. Gauge/Bottom	.090	.090
Alum. Gauge/Sides	.090	.080
Alum. Gauge/Transom	.125	125
Transom Height	20/25" (51/64cm)	20" (51cm)

In Pebble Base and all 2005 Crestliner Accent Colors

Choose a size, then choose a lake.



**1400 Angler SC**  
*Like the 1600 SC on the previous page, you can get your 14-foot Angler with a side console too!*

**1600 Angler Tiller**



no matter where your favorite lake or river is, you'll make the most of it when you choose a Crestliner Angler. They're

# 400/1600 ANGLER

loaded with features you'd expect to find only on more expensive boats - like smooth extruded gunnels, Concept DX

90" lockable rod box


fishing chairs, sealed connectors on all wires and gauges, baked Armor-Guard

paint and much more. Like all welded Crestliners, these boats are extremely

Concept DX chairs designed exclusively for Crestliner Boats

deep and wide and include our LIFETIME + 3 Protection Plan. For

dependability, style and fun fishing, you can't find a better deal than the Angler..



no matter which size you choose.

The 1600 includes this convenient tuck-under storage area



There's room for all your gear under the Angler's bow platform



**1400 Angler Tiller**

1600 Tiller SC model shown on previous page

1400 Tiller

1400 SC




- Tru-V UniWeld Hull
- Extruded Gunnel
- Deck Cleats
- 19-Gallon Aerated Livewell
- Navigation Lights
- Trolling Motor Outlet
- Bow Storage
- 16-Oz. Marine Carpet
- "Crest-Liner" Lid Coating
- Sealed Wire Connectors
- Concept DX Chairs
- Lockable Rod Storage
- Baked Armor-Guard Paint
- LIFETIME + 3 Protection Plan

ANGLER	1400 TILLER/SC	1600 TILLER
Overall Length	14'0" (4.28m)	16'0" (4.8m)
Maximum Beam	79" (200cm)	84" (214cm)
Maximum Depth	32" (81cm)	35" (89cm)
Max Cockpit Depth	21.5" (55cm)	22" (56cm)
Approx. Weight	760# (345kg)	860# (390kg)
Max Weight Capacity	986# (447kg)	1200# (544kg)
Max People Capacity	4	5
Maximum HP	40 / 50 Console	60 / 75 Console
Fuel Capacity	Portable	17 Gal. (64L)
Alum. Gauge/Bottom	.090	.090
Alum. Gauge/Sides	.080	.080
Alum. Gauge/Transom	.125	.125
Transom Height	20" (51cm)	20" (51cm)

In Pebble Base and all 2005 Crestliner Accent Colors

We pushed durability to the northern limits.




**18 Canadian SC**



Be honest. When we first introduced the 18 Canadian, we built it for lodges in Canada who push their boats to the limit. We really didn't expect them to become popular with our general customers. Boy were we wrong!

# CANADIAN

A rugged console with tuck-under storage on SC model



Anglers love the 18 Canadian's welded, heavy-gauge aluminum hull. They rave

about the straightforward layout, livewell/baitwell system, dry storage and rod/tool racks. The convenience of

Gear management is a breeze with these compartments; 19-gallon livewell standard

easy-clean vinyl floors goes without saying. And we have to admit – the




Baitwell and tool/tackle holder within easy reach

Canadian's battleship attitude has a lot to do with its success too. Without a doubt, this boat is tough enough for

you. The question is, are you

tough enough for it?

Gear up for duck season with optional Mossy Oak Shadow Grass camouflage paint (which includes "Crest-Liner" coating on the floors and olive drab swivel seats)



## 18 Canadian Tiller



SC model  
rugged  
aluminum  
hull with  
h panel.

CANADIAN	18/18 SC
Overall Length	18'0" (5.5m)
Maximum Beam	79" (200cm)
Maximum Depth	32" (81cm)
Max Cockpit Depth	21" (53cm)
Approx. Weight	810# (367kg)
Max Weight Capacity	1000# (453kg)
Max People Capacity	5
Maximum HP	65
Fuel Capacity	17 Gal. (64L)
Alum. Gauge/Bottom	.100
Alum. Gauge/Sides	.090
Alum. Gauge/Transom	.125
Transom Height	20" (51cm)

Silver Bay paint with speckled interior  
Mossy Oak Shadow Grass camo paint optional

Talk about your tough little brothers.

**16 Canadian SC**

**16 Canadian Tiller**



18 Canadian is one tough cookie. But guess what? Its 14 and 16-foot counterparts are

# 14/16 CANADIAN


as tenacious. Crafted from thick, welded aluminum and outfitted with spray rails, you

count on your Canadian to take a pounding while delivering a dry ride. In fact, the 14 and


models are so tough, we cover 'em with our exclusive LIFETIME + 3 Protection Plan. So

can go out with total confidence. Have fun, catch fish, get it dirty. At the end of your trip,

it out and make a clean start the next day. As for styles, many anglers prefer the simplicity and spaciousness of a tiller, but you can also get your



Canadian with an optional side console. Either way, you'll discover a long-lost Canadian brother you never knew you had.



14 Canadian Tiller

TOUGH-AS-NAILS FEATURES,  
JUST LIKE THE 18 CANADIAN!



CANADIAN	14/14 SC	16/16 SC
Overall Length	14'7" (4.4m)	16'7" (5.0m)
Maximum Beam	73" (185cm)	75" (190cm)
Maximum Depth	33.5" (85cm)	33.5" (85cm)
Max Cockpit Depth	22" (56cm)	22" (56cm)
Approx. Weight	654# (297kg)	704# (319kg)
Max Weight Capacity	1010# (458kg)	1000# (433kg)
Max People Capacity	4	5
Maximum HP	40	50
Fuel Capacity	Portable	Portable
Alum. Gauge/Bottom	.080	.080
Alum. Gauge/Sides	.080	.080
Alum. Gauge/Transom	.100	.100
Transom Height	20" (51cm)	20" (51cm)

Silver Bay paint with speckled interior  
Mossy Oak Shadow Grass camo paint optional

How a few inches made a huge difference.



1850 CMV



best bass, muskie and "everything" boat in Crestliner history is now even better. The most notable change is in the

# 50/1850 CMV

platform. We raised it just a few inches, but the extra casting area and additional storage space underneath is



Optional butt seat has two accessory straps with grommets for tools and towels  
 unbelievable! Also new for '05 is our innovative XGS extruded gunnel deck that's slotted for the



optional snapless travel cover. The CMV's shallow-draft UniWeld hull has a mod-V design for a fast

Center jump seat folds down and out of the way when not in use

ride and improved stability in rough conditions. Its bass-inspired layout features a big center-


mounted rod locker, 26-gallon divided livewell, deep storage compartments and a sweet console. Every floor and door is crafted

premium aluminum and appointed with marine carpet. Put it all together and you get a boat that's huge on performance.



**750 CMV**

You won't believe the amount of cargo space in the CMV, including dry storage and a massive rod locker



CMV	1750	1850
Overall Length	17'2" (5.2m)	18'1" (5.5m)
Maximum Beam	91" (231cm)	95" (241cm)
Maximum Depth	33" (84cm)	33" (84cm)
Max Cockpit Depth	21" (53cm)	21" (53cm)
Approx. Weight	1100# (499kg)	1300# (590kg)
Max Weight Capacity	1360# (617kg)	1360# (617kg)
Max People Capacity	4	4
Maximum HP	125	150
Fuel Capacity	24 Gal. (91L)	41 Gal. (155L)
Alum. Gauge/Bottom	.090	.090
Alum. Gauge/Sides	.080	.080
Alum. Gauge/Transom	.125	.125
Transom Height	20/25" (51/64cm)	20/25" (51/64cm)

Available in Pebble Base and all 2005 Crestliner Accent Colors

Big ideas for the shallow-minded.

754 CX Crappie



1860 CX



...fishing gets in your blood. It drives you to pursue new water and try new techniques in that unending quest for bigger

# 1860 CX / 1754 CX CRAPPIE

For you, there's a Crestliner to take you deep into the sport while delivering you to shallow waters. The CX.

A deep, long carpeted rod locker with "Crest-Liner" lid coating

Everything about it is designed for the bass addict. Shallow draft, wide beam,

huge decks, storage galore and much more. If crappies are more your game,

The ledge on the CX Crappie bow is a great place for accessories

we've got you covered too with the 1754 CX Crappie. From its dual

well system to versatile seating arrangements, it's custom designed for you slab hunters. All CX Series boats

are built on Crestliner's legendary mod-V UniWeld hull that gets on plane

Optional port console (1860 only) gives your passenger a break from the breeze

fast and gives you rock-solid stability under-foot. Plus it's covered by our

exclusive LIFETIME + 3 Protection Plan — so the only thing you'll have to

The best in aerated livewells, baitwells and bait bags

worry about is where the fish are biting.



1754 CX Crappie

1860 CX

BOTH BOATS HAVE:

- Navigation Lights
- Bow Trolling Motor Outlet
- Heavy-Duty Deck Gunnel
- Concept DX Fishing Chairs
- SL3 Helm With Windscreen
- 12-Volt Power Outlet
- Lockable Rod Storage
- "Crest-Liner" Lid Coating
- LIFETIME + 3 Protection Plan
- Composite Transom

- 29-Gallon Stern Livewell
- Bow Cooler/Storage
- No-Feedback Steering
- Dry Storage (Stern)

- Gallon Stern Livewell
- Gallon Bow Livewell
- Accessory Tray
- Unique "Crappie" Design

CX	1754 CRAPPIE	1860
Overall Length	17'0" (5.2m)	18'0" (5.5m)
Maximum Beam	76" (193cm)	81" (206cm)
Bottom Width	54" (137cm)	60" (152cm)
Modified V-Hull Design	8°	10°
Approx. Weight	800# (363kg)	1000# (454kg)
Max Weight Capacity	1080# (490kg)	1290# (585kg)
Max People Capacity	4	5
Maximum HP	90	130
Fuel Capacity	12 Gal. (45L)	21 Gal. (79L)
Alum. Gauge/Bottom	.100	.100
Alum. Gauge/Sides	.100	.100
Transom Height	20" (51cm)	20" (51cm)

Available in Pebble Base and all 2005 Crestliner Accent Colors

Hard-working boats for hard-working bass anglers.



1754 CX

1650 CX

Every paycheck is devoted to one thing: fishing. Get the most out of every dollar with a Crestliner

# 50/1754 CX

a bass boat that gives you all the performance, storage and fishability of a glass boat without the



glass boat price. Whether you choose the popular 1754

A look at all the bow & stern storage in the 1754 CX


or the compact 1650, you can depend on your CX to

deliver every bass-fishing "must." Big decks, huge storage

compartments, dual rod lockers, a 29-gallon divided livewell, the list goes on! As for the hull, it's

old-tough with Crestliner's mod-V design that combines speed and stability with a shallow draft. And all

is made by our exclusive LIFETIME + 3 Protection Plan — the hardest-working warranty in the business.



A bass angler's dream helm with custom instruments, storage, drink holder and room for your electronics



CX	1650	1754
Overall Length	16'0" (4.9m)	17'0" (5.2m)
Maximum Beam	71" (180cm)	76" (193cm)
Bottom Width	50" (127cm)	54" (137cm)
Modified V-Hull Design	6°	8°
Approx. Weight	700# (317kg)	800# (363kg)
Max Weight Capacity	900# (397kg)	1080# (490kg)
Max People Capacity	3	4
Maximum HP	70	90
Fuel Capacity	Portable	21 Gal. (79L)
Alum. Gauge/Bottom	.100	.100
Alum. Gauge/Sides	.100	.100
Transom Height	20" (51cm)	20" (51cm)

Available in Pebble Base and all 2005 Crestliner Accent Colors

They look basic. They're not.



INTERIOR  
**CREST-LINER**  
COATING

**18 Sportsman SS**



At first glance, Crestliner Sportsmans look like simple bench-style fishing boats. Upon closer examination, they're much more. The UniWeld hull

# 4/16/18 SPORTSMAN

example has the same tough-as-nails pedigree as Crestliner's premium models. All-welded construction that carries our LIFETIME + 3 Protection P

Take a look at the extruded gunnels. They're not roll-style gunnels like you'll find on

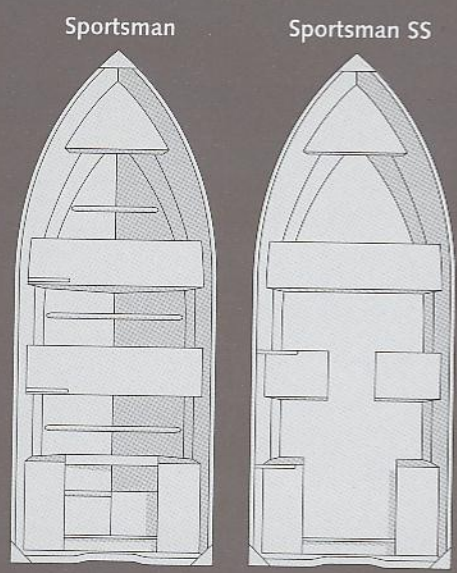
other boats. Also, NEW FOR 2005... Get your Sportsman painted with Mossy

Oak Shadow Grass camouflage and put it to good use during duck season too!



**16 Sportsman**

- Baked Armor-Guard Paint • Mossy Oak Shadow Grass Camo Paint
- Optional • Dry Drainage System
- "Crest-Liner" Interior Coating
- Integral Hull Keels • Extruded Deck Gunnel • Welded, Extruded Center Keel • Level Flotation • Fuel/Battery Areas • Stern Lifting Handles
- Rod/Paddle Holder
- SS = Flat Floors With "Crest-Liner" Coating, Split Bench & Port/Starboard Storage
- SC = Aluminum Side Console




SPORTSMAN	14/14 SC 14 SS	16/16 SC 16 SS	18/18 SC 18 SS
Overall Length	14'7" (4.4m)	16'7" (5.0m)	18'0" (5.5m)
Maximum Beam	73" (185cm)	75" (191cm)	78" (198cm)
Bow Depth	27.5" (70cm)	28.5" (72cm)	33.5" (85cm)
Approx. Weight	410# (185kg)	430# (195kg)	610# (276kg)
Approx. SS Weight	520# (235kg)	550# (249kg)	670# (304kg)
Max Weight Capacity	1010# (458kg)	1300# (590kg)	1390# (630kg)
Max People Capacity	4	6	7
Maximum HP	35	40	50
Fuel Capacity	Portable	Portable	Portable
Alum. Gauge/Bottom	.080	.080	.100
Alum. Gauge/Sides	.080	.080	.090
Alum. Gauge/Transom	.100	.100	.125
Transom Height	20" (51cm)	20" (51cm)	20" (51cm)

Silver Bay paint with "Crest-Liner" Interior Coating; Mossy Oak Shadow Grass camo paint optional

## CR SERIES

As a first boat or lightweight "puddle-jumper," the Crestliner XCR Series is just the ticket.



- Aluminum Clad Handles (except 1256V) • Bow Eye
- Double-Riveted Seams
- Drain Plug • Drainage Channels • Cast Bow Plate With Lifting Handles • Spray Rails • Formed Transom
- Corner Caps With Handles

XCR	1256V	1462V	1667V / 1667VT
Overall Length	12'1" (3.7m)	13'8" (4.2m)	16'0" (4.9m)
Maximum Beam	56" (142cm)	62" (157cm)	67" (170cm)
Bow Depth	27" (69cm)	30" (76cm)	27" (69cm)
Number of Ribs	7	14	14
Approx. Weight	104# (47kg)	180# (81kg)	244# (111kg)
Max Weight Capacity	602# (273kg)	900# (408kg)	1098# (498kg)
Max Person Capacity	3	4	5
Maximum HP	10	25	30
Alum. Gauge	.050	.050	.072
Transom Height	15" (38cm)	15" (38cm)	15" (38cm)/20" (51cm)

Color: Natural with tan interior



Gives your dog a close run as "man's best friend."



**C 2070VDC  
Deluxe Jon**  
*Shown with optional Mossy Oak Shadow Grass camo*

our four-legged hunting and fishing partner will love a welded Crestliner Jon Boat almost as much as you will. For the best of the best, feast your

# WELDED VDS/VDC DELUXE JONS

outdoorsman's eyes on the Deluxe Jons. They come standard with either a side or center console, a large aerated livewell and built-in 21-gallon fuel



tank. With optional Mossy Oak Shadow Grass camouflage, these jon boats have you covered on any fishing or hunting trip.

The Deluxe center console (VDC) has a grab rail and padded passenger seating


The console ain't fancy, but it's built to work as hard as you do...



...You even get a big aerated livewell in the Deluxe Series




A big bow casting platform with storage and a pedestal seat base



Add an optional side box (on many models) to keep your valuable shotguns protected

## VDS (Side Console) Model




- Choose a Center Console (17', 18', 20') or Side Console (16', 17', 18', 20')
- Aerated Livewell (15-Gallon on 16', 17' -- 25-Gallon on 18', 20')
- Accessory Receiver Gunnel
- All Welded
- Aluminum Floor Liner/Transom
- Bilge Pump
- Extra-Strength Ribs
- Large Radius Keel
- Navigation Lights
- Pedestal Bases
- Stern Battery Compartments
- Trolling Motor Outlet

DELUXE JON	C 1652VDS	C 1756VDS/VDC	C 1860VDS/VDC	C 2070VDS/VDC
Overall Length	16'0" (4.9m)	17'0" (5.2m)	18'0" (5.5m)	20'6" (6.2m)
Maximum Beam	75" (191cm)	77" (196cm)	81" (206cm)	96" (244cm)
Bottom Width	52" (132cm)	56" (142cm)	60" (152cm)	70" (178cm)
Side Depth	21" (53cm)	21" (53cm)	21.5" (55cm)	25" (64cm)
Modified V-Hull Design	6°	8°	10°	12°
Number of Ribs	12	16	18	21
Approximate Weight	360# (161kg)	750# (340kg)	770# (350kg)	848# (385kg)
Max Weight Capacity	1145# (519kg)	1045# (474kg)	1312# (595kg)	1648# (747kg)
Max People Capacity	5	4	6	8
Maximum HP	60	80	90	115
Fuel Capacity	13 gal. (49L)	13 g. (49L)/21 g. (79L)	21 gal. (79L)	21 gal. (79L)
Aluminum Hull Gauge	.100	.100	.100	.100
Transom Height	20" (51cm)	20" (51cm)	20" (51cm)	20" (51cm)

Olive Drab; Mossy Oak Shadow Grass camouflage paint optional

Where strength meets versatility.



**C 1756V  
Welded V Series**  
*Shown with optional Mossy Oak Shadow Grass camo*


V Series Jons combine welded battleship construction with a classic, wide-open layout. They're ideal for chasing bass, catfish, mallards or any prey — whether you're racing across big water or sneaking into shallow flooded timber.

Accessory Receiver Gunnel on all "V-Series" Deluxe" Jons allows you to customize your Crestliner with these great options:

- Choose a Tiller or Side Console (16', 17', 18', 20')
- Accessory Receiver Gunnel
- All Welded • Aluminum Floor Liner/Transom • Formed-In Spray Rails And Keels
- Front Deck Reinforced For Pedestal (base installed) • Heavy-Duty Knee Brace
- Under-Deck Storage • Structural Support Ribs




16', 17' & 18' Tiller (V)



Side Console (VS)




20' Tiller (V)



V-SERIES	C 1652V/VS	C 1756V/VS	C 1860V/VS	C 2070V/VS
Overall Length	16'0" (4.9m)	17'0" (5.2m)	18'0" (5.5m)	20'6" (6.2m)
Maximum Beam	75" (191cm)	77" (196cm)	86.5" (220cm)	96" (244cm)
Bottom Width	52" (132cm)	56" (142cm)	60" (152cm)	70" (178cm)
Side Depth	21" (53cm)	21" (53cm)	21.5" (55cm)	25" (64cm)
Modified V-Hull Design	6°	6°	6°	12°
Number of Ribs	12	16	11	20
Approximate Weight	360# (161kg)	750# (340kg)	690# (314kg)	790# (359kg)
Max Weight Capacity	1205# (546kg)	1115# (506kg)	1457# (665kg)	1748# (792kg)
Max People Capacity	5	4	6	8
Maximum HP	35 / 60	50 / 80	50 / 80	60 / 115
Fuel Capacity	Portable	Portable	Portable	Portable
Aluminum Hull Gauge	.100	.100	.100	.100
Transom Height	20" (51cm)	20" (51cm)	20" (51cm)	20" (51cm)

Olive Drab; Mossy Oak Shadow Grass camouflage paint optional

Rugged, good-looking models (the boats, not the people).




CR1236

CR1448 MT

stability' is the first thing that comes to mind when you look at a Crestliner CR Series Jon Boat. Thick aluminum, combined with bionic ribbing, gives these boats their rugged good looks. Formed-in keels and spray rails provide the smooth, dry ride. And a center-seat livewell/storage compartment gives you a place for your catch or your gear (on models 1448, 1648, 1852). No matter which model you choose, you can depend on your CR for hunting, fishing or any adventure that involves water.

- Formed-In Keels And Spray Rails • Formed Transom Corner Caps • Oar Lock Sockets • Stainless Steel Bow Eye • Transom Lift Handles • CR 1448/1648/1852 Models Feature Gravity-Fed Livewells/Storage In The Center Seat



Model	1032	CR1232	CR1236	CR1436	CR1448	CR1448M	CR1648	CR1648MS	CR1852M
SERIES	1032	1232	1236	1436	1448/1448M	1648/1648M	1852MT		
Overall Length	10'0" (3.0m)	11'10" (3.6m)	11'11" (3.6m)	14'0" (4.3m)	14'0" (4.3m)	15'10" (4.8m)	18'0" (5.5m)		
Maximum Beam	48" (122cm)	48" (122cm)	56" (142cm)	57" (145cm)	70" (178cm)	70" (178cm)	75" (191cm)		
Minimum Width	32" (81cm)	32" (81cm)	36" (91cm)	36" (91cm)	48" (122cm)	48" (122cm)	52" (132cm)		
Depth	16" (41cm)	16" (41cm)	17" (43cm)	17" (43cm)	19/21" (48/53cm)	21" (53cm)	21" (53cm)		
Number Of Ribs	2	3	6	8	7	9	10		
Weight	80# (36kg)	90# (41kg)	140# (63kg)	185# (84kg)	260# (118kg)	275# (125kg)	400# (182kg)		
Weight Capacity	275# (125kg)	335# (152kg)	527# (239kg)	670# (304kg)	825# (375kg)	973# (442kg)	1375# (624kg)		
People Capacity	2	2	3	3	4	4	6		
Maximum HP	3	3	10	20	25	35	45/65 Console		
Hull Gauge	.043	.043	.050	.064	.072	.072	.072		
Available With					T/S/TS	T/S/TS	T/TS		

M=Modified V-hull; T=Tall 20" Transom; S=Side Console; TS=Tall Transom with Side Console.

# This is how you buy




## Extruded gunnels combine strength, consistency and versatility

If you only compared Crestliner against other brands based on the gunnel, your choice would be clear. Because we extrude the gunnels and weld them to the hull sides, they maximize strength. Plus, they look great and give you all the surface area you need to attach rod holders, downriggers and other accessories.

## Reverse-chine hulls with integrated keels vs. applied splash rails and keels

Crestliner's keels are welded right into the hull. They're one with each other. And rather than adding clunky splash rails that can come loose over time, we build the "dry ride" right into our hulls with a unique reverse-chine design that deflects water out and away from the boat.



An extruded chine on many models for maximum spray deflection.



## Smoother edges mean no line-breaking snags

Run your finger along the edge of other boats where two aluminum surfaces meet. On many brands, the edge is sharp. And more than one nice fish has dragged monofilament across such an edge to win its freedom. Now run your fingers along any edge on a Crestliner. They're as smooth as silk.

## No fracture points for better paint adhesion

On non-welded boats, every "fasten point" represents a potential paint problem. A flex in the hull can break the paint line at those points. And once a paint fracture happens, it can keep going. Not so with a Crestliner. Our baked, Armor-Guard paint lays down in smooth coats without any potential fracture points. So Crestliners look newer, longer.

## Welded tongue-in-groove construction and interlocking stringers vs. other fastening methods

We build our hulls with the foolproof tongue-in-channel construction that we pioneered. Inside, you'll find the most technologically advanced extruded bracing system in existence. All stringers interlock and are welded to the hull, which is stronger than other fastening methods. The parts fit together under the tightest tolerances, and computer-controlled welds ensure the ultimate performance. It's the strongest, most logical way to build an aluminum boat, and our lifetime limited hull warranty proves it.



## Push on the hull sides and you'll feel the difference

When comparing boats, do this simple test: Push on the hull. You'll "feel" the aluminum flex on other brands. Push against the side of a Crestliner and the aluminum doesn't budge. Just look at the picture of our sub-structure (to the left) and it's easy to understand why.

## Our welds stand up to rough roads that can loosen the bottoms of other boats

Road vibration, especially from washboard dirt roads, can't loosen the bottom fasteners on a Crestliner (because there aren't any). Our boats are too solid to be affected by a rough ride. Trailer a non-welded boat on the same roads and vibration can loosen up the "joined" parts, resulting in potential leakage.





# the best reputation.

**No bumps for a faster ride and better transducer signal**  
You want "clean" water underneath when you're moving. Non-welded "bumpy" hulls create "dirty" turbulent water that can affect speed and your transducer signal. Because our hulls are welded smooth, Crestliner Boats give you a smoother glide and cleaner transducer water, whether you're trolling or going full-throttle.



**It all adds up to a better warranty and peace of mind**

The superiority of a UniWeld hull allows us to offer a superior warranty. Our LIFETIME + 3 Protection Plan covers hull welds for life to the original owner. Virtually everything else from bow-to-stern is covered for three years. It doesn't get any better than that.



# Style, comfort, technology

You think our hulls are impressive, you should see what we put inside them! Here's a quick tour of the innovations that make a Crestliner a Crestliner:

What you see.



What we see.



Nearly every boat in this book has our phenomenal Concept DX fishing chairs. You've never seen boat seats like them, because they don't exist anywhere else. Compression tests prove that these seats provide 33% better weight support than virtually any other marine chair out there. And the seat portion is 100% waterproof! The right-hand picture shows how they're made, but to truly appreciate them, have a seat.

## New "Crest-Liner" Undercoating on inside lids



Lift the lid on a storage compartment on many models and you'll see our new undercoating. We call it "Crest-Liner" and it's a lot like the bedliner material in pickup



trucks. In addition to being weather and impact-resistant, the "Crest-Liner" coating helps dampen vibration for a smoother, quieter ride.



## Convenient breaker switches

There's nothing to change out. If you throw a switch you push the button. It's that easy!

## We give your fish fresh breath

Fish in a livewell need oxygen. We give it to them with this little disc – the new Aqua-Innovations™ oxygenating system. It's in the Tournament Series and our pros are jazzed about it because it keeps their walleyes healthy. If they weigh in a dead fish they get penalized. Now they don't give that a second thought. (Also comes with the recirculating livewell option available on some models)



## Sealed "plug-and-play" connectors on all wires

Only the highest-quality wires, switches and connectors go into your Crestliner. Everything is sealed to withstand the harshest marine environment. Plus, we engineer our wiring for easy accessory addition.



## A snap to put on... without snaps!

Several 2005 models feature our innovative "snapless" travel cover.

Heavy-duty clips attached to the canvas slide into a slot that's integrated in the extruded gunnel deck. Fits like a charm, and when it's off there are no unsightly snaps that can snag fishing line.



# common sense... it's all on board.

## SST is back!



Due to popular demand, we've reintroduced the SST (Space Saver Transom) for 2005. You'll find it as an option on the 1950 and 2150 Sportfish.

## Treated floors, covered for life

Beneath the marine carpet in a Crestliner is a rock-solid floor that we stand behind 100% – because we want every day on the water to be worry-free.

## Automotive styling at the helm

Sit behind a sculpted Crestliner dashboard and you'll see instrument panels like those found in luxury cars. Even our newly-designed steering wheels represent the apex of style.



## From marine hardware to specific carpet and vinyl...



everything you get is first-rate!



## If one thing can be two things, more power to you



No, you're not looking at two different boats. It's the new, optional conversion stern bench in the '05 Sportfish. Comfortable seating... you decide.

## More comfort is always an option

What a chair! The new reclining helm seat with folding arm rests is an option on some Crestliner models this year.



## We keep our patent attorneys very busy

Our space-saving kicker motor "Pocket" is an example of the patented innovations that make Crestliner one-of-a-kind.



## If you like Crestliner Boats, you'll want a pontoon

Visit your Crestliner dealer and take a look at the incredible pontoon line. There's a 'toon for every family, any need and any budget. Ask for a Crestliner Pontoon catalog (then order another boat lift).





# IT'S A WIN/WIN SITUATION

Crestliner, Inc.

609 13th Avenue N.E., Little Falls, Minnesota 56345

320-632-6686 · [www.crestliner.com](http://www.crestliner.com)

All prices and specifications subject to change. Crestliner, Inc. reserves the right to discontinue models or change prices, specifications, materials, equipment, color or design at any time without notice and without incurring obligations. Some models are shown with optional features. Outboard boat weights shown in this catalog reflect the approximate weight of the boat only, and do not include weights of the outboard motor or accessories installed. All boats meet or exceed United States Coast Guard regulations and National Marine Manufacturers Association Certification Standards.

Warranty: The Crestliner LIFETIME+3 Protection Plan and deck lifetime limited warranties continue to lead the industry. Crestliner warrants that it will repair or replace defects discovered in a main seam hull weld for life after the date the boat is purchased. Crestliner also warrants that it will repair or replace all other defects in materials and workmanship in the boat for a period of three years after the date the boat is purchased. Some restrictions apply. For complete details, a copy of our limited warranty is attached to each new boat or may be obtained from your Crestliner dealer. Many boats featured in this catalog are shown with available options. See your dealer for details.

© 2004 Crestliner, Inc. — A Brunswick Boat Company

TO LOCATE YOUR NEAREST DEALER, VISIT  
[WWW.CRESTLINER.COM](http://WWW.CRESTLINER.COM)



THE LEADER BY INNOVATION™

Please follow the rules of safe boating, be courteous to others and respect the marine environment. Special thanks to: Stearns Mfg. PFDs and inflatables. Belt-style inflatable PFDs are worn by some boaters in running shots. 250m 7/04 Printed in USA






# PONTOONS

*Fish in the morning.*


*Tubing in the afternoon. Dinner at dusk.*




*Repeat as needed.*



2005



# Discover a new part of the



8:30 PM

Others may have been here before.

But it doesn't matter.


Because right here, right now, this is your discovery.

And at this moment, when the light is just so, you are both lost — and found.

you'll find yourself.



Now there's even more to love.



2685 LSi Sterndrive



Put your eyes on a big 2485 LSi Sterndrive and your first thought is: Whoa, that's big! Do the same thing with the new 26-footer and you'll think:

# i STERNDRIVE



Get the whole crew on board and have the time of our lives! The 2685 LSi Sterndrive is the biggest pontoon

in Crestliner history. And what both models have in size is equally matched by their unique style. See one today


The new aft swim platform with built-in ladder makes cooling off fun and easy

at your Crestliner dealer and you'll fall in love with an LSi. Big time.

Go with the standard bimini (A), the optional double bimini (B) or full enclosure (C) depending on your needs



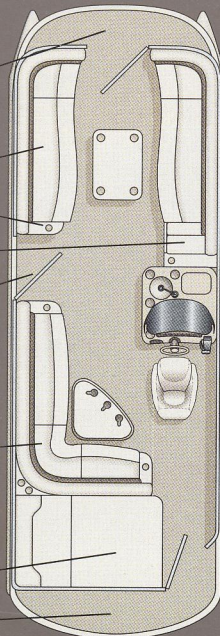
Full canvas and the sleeper seat option turns your LSi into a floating lake cabin



2485 LSi Sterndrive

LSi Sterndrive

- Radius Bow Deck
- Forward Lounge With Table
- Double-Hinged Seat Cushions
- Armrests With Drink Holders
- Reclining Cushion With Storage
- Wheelchair-Accessible Gate
- Elegant Helm Station With Clarion AM/FM/CD Stereo
- Power Steering
- Wrap-Around Lounge And Table
- Sliding Sport Bucket Captain Chair
- Bimini Top And Boot
- Huge Padded Sundeck
- New Aft Swim Platform



LSi	2485 STERNDRIVE	2685 STERNDRIVE
Pontoon Length	22'0" (6.7m)	24'0" (7.3m)
Deck Length	23'8" (7.3m)	25'8" (7.9m)
Maximum Beam	102" (259cm)	102" (259cm)
Approx. Weight	3200# (1451kg)	3400# (1542kg)
Tube Diameter	27" (69cm)	27" (69cm)
Tube Gauge	.080	.080
Max Weight Capacity	2000# (907kg)	2000# (907kg)
Max. People Capacity	12	14
Recommended HP Available	3.0L-4.3L	3.0L-4.3L
Fuel Capacity	35 gal. (132L)	35 gal. (132L)

Available in Pebble Base and all 2005 Crestliner Accent Colors

The moment you depart, you've arrived.





**2485 LSi O/B**  
*Shown with optional reclining bow chairs and table*

...aiden voyage in a 24-foot Crestliner LSi may be your most important ride. All senses tingle as you  
**O/B**  
 ...on the Mercury outboard to life. You untie the dock lines and it's as if you're setting a part of yourself free.

You can trade out the port lounge for two reclining chairs and an oval table... the choice is yours!

...heart pounds with anticipation, and swells with pride too. Because you've worked hard to get where you

...st as we've worked hard to build an impeccable pontoon that will take you where you're going.

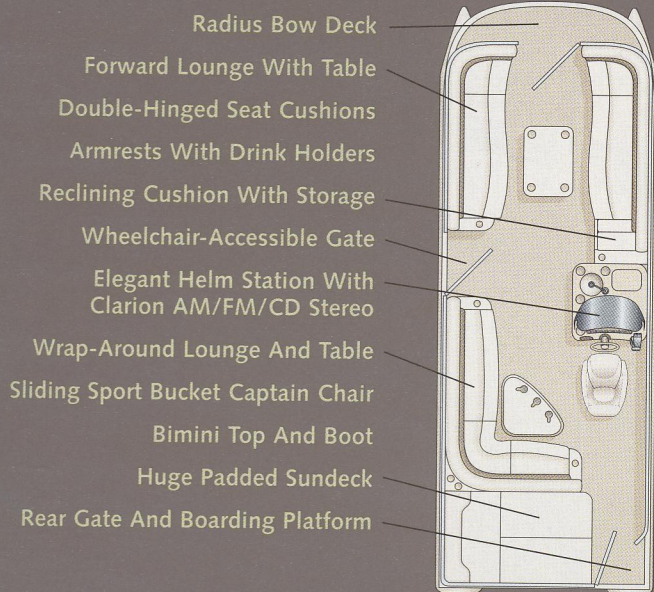


Adding an optional bow bench not only creates another place to sit...

It transforms the bow into a cozy "surround-lounge"



**LSi O/B**



LSi	2485
Pontoon Length	24'7" (7.5m)
Deck Length	23'8" (7.2m)
Maximum Beam	102" (259cm)
Approx. Weight	2300# (1043kg)
Tube Diameter	27" (69cm)
Tube Gauge	.080
Max Weight Capacity	2800# (1270kg)
Max. People Capacity	14
Maximum HP	150
Fuel Capacity	25 gal. (95L)

Available in Pebble Base and all 2005 Crestliner Accent Colors

LSi. Liberating. Soothing. Inspiring.



2285 LSi O/B

so much about what a Crestliner LSi is, but rather what it does. It changes your approach to living. As the finest

# O/B



on in the Crestliner fleet, your LSi delivers the ideal balance of style, comfort and innovation. Quality abounds

*A reclining pad behind you, a cold drink to the side and storage underneath*

where you look - from the regal helm and top-caliber furniture to the quiet Mercury power propelling you to

your destiny. LSi. A pontoon that matches your personality... to the letter.

*You'll appreciate the privacy when it's time for a quick change*



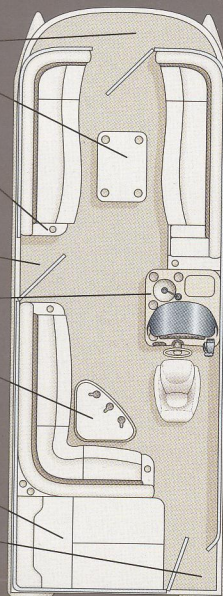
...like cargo mesh storage areas, Crestliner the most practical pontoon



**2085 LSi O/B**

### LSi O/B


- Radius Bow Deck
- Forward Lounge With Table
- Double-Hinged Seat Cushions
- Armrests With Drink Holders
- Reclining Cushion With Storage
- Wheelchair-Accessible Gate
- Elegant Helm Station With Clarion AM/FM/CD Stereo
- Wrap-Around Lounge And Table
- Sliding Sport Bucket Captain Chair
- Bimini Top And Boot
- Huge Padded Sundeck
- Rear Gate With Boarding Platform



LSi	2085	2285
Pontoon Length	20'7" (6.3m)	22'7" (6.9m)
Deck Length	19'8" (5.8m)	21'9" (6.6m)
Maximum Beam	102" (259cm)	102" (259cm)
Approx. Weight	2000# (907kg)	2150# (975kg)
Tube Diameter	27" (69cm)	27" (69cm)
Tube Gauge	.080	.080
Max Weight Capacity	2100# (952kg)	2500# (1134kg)
Max. People Capacity	12	12
Maximum HP	115	135 (150 w/Tri-Toon)
Fuel Capacity	25 gal. (95L)	25 gal. (95L)

Available in Pebble Base and all 2005 Crestliner Accent Colors


Expect more fishing partners.




2485 LSi Angler Edition




For an angler who agrees with the old expression "the more the merrier," have we got a pontoon for you. It's the popular LSi Angler and it has the distinctive comforts of an LSi cruiser with the fishing features of a Crestliner CFi. So you can have a fishing party in the truest sense!



Inside, you'll find a rod locker, livewell and Two Concept DX chairs at the stern are ready for action! everything you need for fins. Plus plush furniture, our LSi helm and everything you need for fun.



Choose a 20, 22 or 24-foot model – based on "Fresh fish" thanks to this 19-gallon aerated livewell how many fishing partners you have now (and expect to have in the future).



Handy rod locker protects your equipment and keeps it safely out of the way when not in use



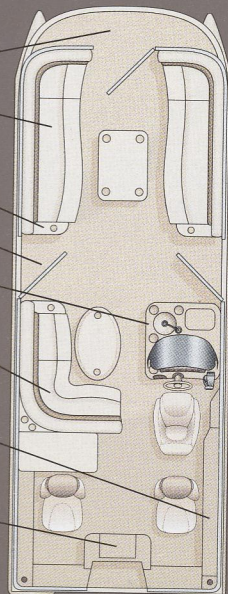
**2285 LSi Angler Edition**



**2085 LSi Angler Edition**

LSi Angler

- Radius Bow Deck
- Forward Lounge Sofas And Table
- Double-Hinged Seat Cushions
- Armrests With Drink Holders
- Wheelchair-Accessible Gate
- Elegant Helm Station With Clarion AM/FM/CD Stereo
- Wrap-Around Lounge And Table
- Sliding Sport Bucket Captain Chair
- Lockable Rod Locker
- Twin Concept DX Fishing Chairs
- 19-Gallon Aerated Livewell



LSi ANGLER	2085	2285	2485
Pontoon Length	20'7" (6.3m)	22'7" (6.9m)	24'7" (7.5m)
Deck Length	19'8" (5.8m)	21'9" (6.6m)	23'8" (7.2m)
Maximum Beam	102" (259cm)	102" (259cm)	102" (259cm)
Approx. Weight	2000# (907kg)	2150# (975kg)	2300# (1043kg)
Tube Diameter	27" (69cm)	27" (69cm)	27" (69cm)
Tube Gauge	.080	.080	.080
Max Weight Capacity	2100# (952kg)	2500# (1134kg)	2800# (1270kg)
Max. People Capacity	12	12	14
Maximum HP	115	135	150
Fuel Capacity	22 gal. (83L)	22 gal. (83L)	22 gal. (83L)

Available in Pebble Base and all 2005 Crestliner Accent Colors

A 'toon from a company that knows fishing.



2285 CFI



you've built fishing boats as long as Crestliner has, you become an expert. So it's no surprise that we

our expertise to a pontoon designed for serious anglers. The CFI. In addition to aerated bow and stern livewells, this fishing fun center has an 84-inch rod locker and enough storage to hold a



livewells, this fishing fun center has an 84-inch rod locker and enough storage to hold a


The sport bucket captain's chair is so comfortable, you'll want one in your living room

tackle shop. Concept DX fishing chairs at each corner give every angler the room needed for casting and fighting fish. You


can even throw in an optional bow-mount trolling motor

for total control. You fish, and so do we. How else could we


have designed such a perfect pontoon?



With a 16-gallon aerated livewell at the bow...



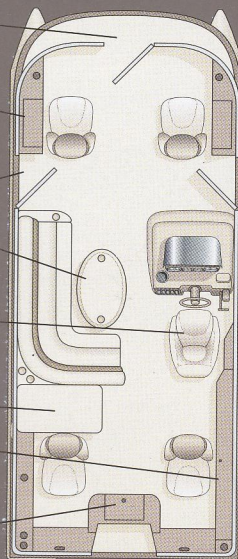
...and 19 gallons more at the stern, you'll have plenty of room for your limit



**2085 CFI**

**CFI**


- Trolling Motor-Accessible Gate
- 12/24-Volt Trolling Motor Outlet
- 16-Gallon Bow Livewell
- Four Concept DX Fishing Chairs
- Wheelchair-Accessible Gate
- L-Lounge With Table & Storage
- Custom Helm With Premium Instruments
- Sliding Sport Bucket Captains Chair
- Bimini Top And Quick-Connect Hardware
- Pop-Up Changing Room
- Lockable 84" Rod Locker
- Tackle Storage
- 19-Gallon Center Stern Livewell



CFI	2085	2285
Pontoon Length	20'6" (6.2m)	22'7" (6.9m)
Deck Length	19'8" (5.8m)	21'8" (6.6m)
Maximum Beam	102" (259cm)	102" (259cm)
Approx. Weight	1500# (680kg)	1700# (771kg)
Tube Diameter	23" (58cm)	27" (69cm)
Tube Gauge	.080	.080
Max Weight Capacity	1869# (848kg)	2500# (1134kg)
Max. People Capacity	9	12
Maximum HP	90	135
Fuel Capacity	22 gal. (83L)	22 gal. (83L)

Available in Pebble Base and all 2005 Crestliner Accent Colors

Yes, you will develop laugh lines.



2285 Sport LX

ngs create smiles like a day spent on a Crestliner Sport LX. The seating arrangement alone fosters camaraderie.

# SPORT LX

The padded sundeck, on a warm sunny day, is quite possibly the nicest place on earth. The only conflict you'll

*A perfect place for dock bumpers or anything that requires quick, easy access*

nce on board will be about who sits in the captain's chair. Otherwise it's pure pleasure, especially if you add options

boarding ladder and gas grill. Heck, you can even go with the optional fishing package that includes Concept DX fishing chairs, livewell,



trolling motor outlet and more. However you

outfit your LX, you'll be smilin'.

Features like our pop-up changing room are typically reserved for more expensive models from other manufacturers



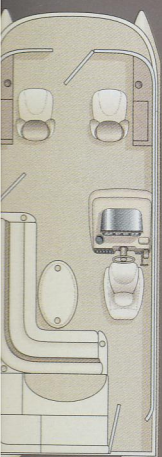
Super storage, with double-hinged seat cushions for added convenience

With its super-wide 8.5' beam, stretching out and relaxing has never been easier

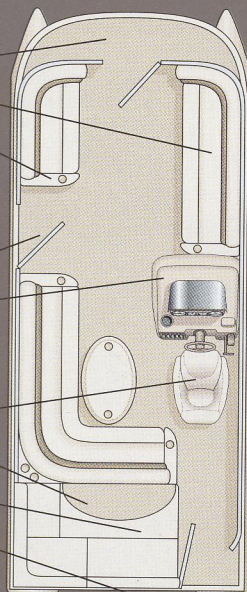


## 2485 Sport LX

### Sport LX Cruise



- Radius Bow Deck
- Two Forward Lounge Seats
- Arm Rests With Drink Holders
- Double-Hinged Seat Cushions With Storage Under
- Wheelchair-Accessible Gate
- Custom Helm Complete With AM/FM Stereo
- L-Lounge Seating With Oval Table
- Sliding Sport Bucket Captains Chair
- Large Padded Sundeck
- Pop-Up Changing Room
- Tech II Motor Pod



SPORT LX	2285	2485
Pontoon Length	22'6" (6.9m)	24'6" (7.5m)
Deck Length	21'9" (6.6m)	23'9" (7.2m)
Maximum Beam	102" (259cm)	102" (259cm)
Approx. Weight	2150# (975kg)	2300# (1043kg)
Tube Diameter	23" (58cm)	27" (69cm)
Tube Gauge	.080	.080
Max Weight Capacity	2075# (941kg)	2155# (977kg)
Max. People Capacity	10	14
Maximum HP	115	150
Fuel Capacity	Portable	Portable

Available in Pebble Base and all 2005 Crestliner Accent Colors

our Sport LX with the fishing package. Includes Concept DX fishing chairs, livewell, tackle/battery, trolling motor outlet and wheelchair-accessible front gate.

Don't you just love summer?

**2085 Sport LX**  
*With Optional Fishing Package*



**2085 Sport LX**

ys are hot. The drinks are cold. So invite the gang, throw some lunch together, grab a tube and fishing gear

# 85 SPORT LX

Need some shade during the peak afternoon sun? No problem. Pop up the color-coordinated bimini top

The fishing package option includes two Concept DX fishing chairs and an aerated livewell

ax. Best of all, take comfort in knowing this is a Crestliner and it carries our exclusive LIFETIME + 3

Protection Plan. After you see the Sport LX's rugged construction and

Tuck coolers and other items out of the way until the party gets going

impeccable craftsmanship, you'll understand why we give you such a rock-

solid warranty. It's gonna be a great summer! We guarantee it.

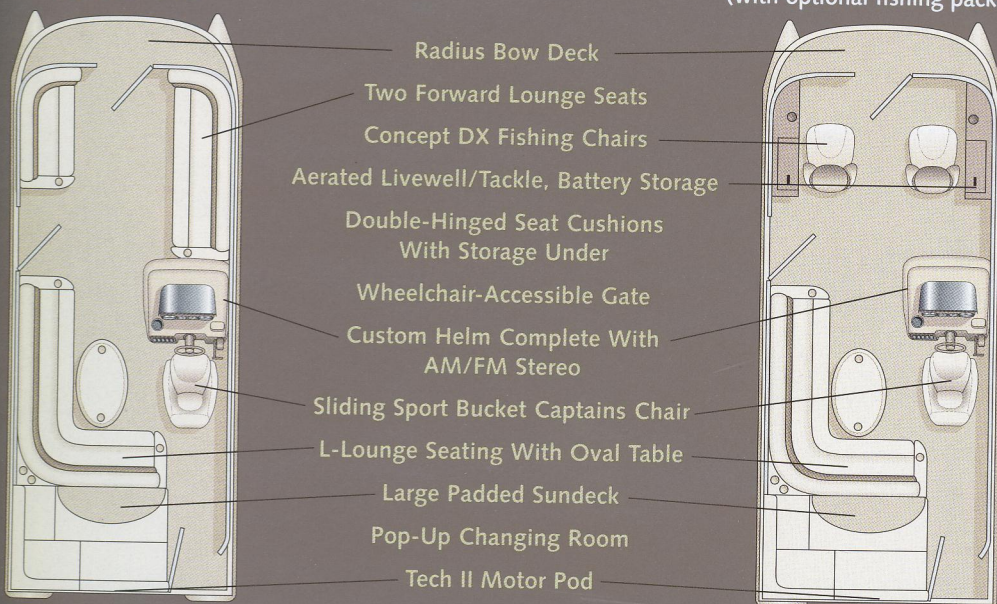
Another fishing package feature is this tackle and gear storage compartment up front

Trolling motor-accessible front gate on fishing package



Sport LX Cruise

Sport LX  
(with optional fishing package)




Sport LX	2085
Pontoon Length	20'6" (6.2m)
Deck Length	19'8" (5.8m)
Maximum Beam	102" (259cm)
Approx. Weight	2000# (907kg)
Tube Diameter	23" (58cm)
Tube Gauge	080
Max Weight Capacity	1869# (848kg)
Max. People Capacity	9
Maximum HP	90
Fuel Capacity	Portable

Available in Pebble Base and all 2005 Crestliner Accent Colors

How to win a popularity contest.

2085 Sport  
Classic Fisherman



2085 Sport Classic

g friends is easy with a 2085 Sport Classic. They'll line up for the chance to tour the lake, enjoy a lunch cruise, swish behind in a tube or simply

# 2085 SPORT CLASSIC & SPORT CLASSIC FISHERMAN

out on a cozy sofa. If fishing's your game, you'll want to check out the Sport Classic Fisherman. It has four Concept DX fishing chairs (plus the captain) and an aerated livewell under the port lounge. Like all Crestliner pontoons, the Sport Classics feature our Tech II motor pod,

top with quick-connect brackets, sealed wire connectors and a host of other innovations.



Naturally, they come with the LIFETIME + 3 Protection Plan... the most popular warranty in the industry.

All Crestliner pontoons feature quick-connect bimini hardware. The raised rails allow the top to lay flat during transit

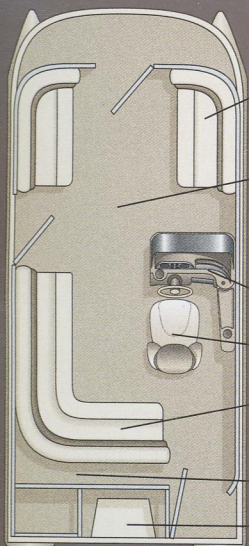


There's a nice one "in the box!" This under-seat livewell comes standard in the Sport Classic Fisherman and is part of the option package in the Sport Classic

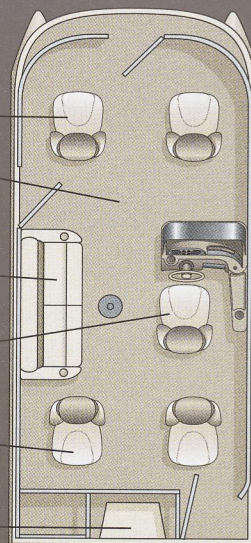


Don't forget the tube! It tucks neatly behind the L-lounge when it's time to take a break

Sport Classic



Sport Classic Fisherman



- Comfortable Forward Lounge Sofas
- Concept DX Fishing Chairs
- Treated Panel Decking With Lifetime Limited Warranty
- Wheelchair-Accessible Gate
- Aerated Livewell Under Seat
- Deluxe Helm With Custom Panels
- Concept DX Captains Chair
- L-Lounge Seating With Storage Under
- Two More Fishing Chairs At The Stern
- Storage Area Behind Lounge
- Tech II Motor Pod

Sport Classic	2085
Pontoon Length	20'6" (6.2m)
Deck Length	19'8" (5.8m)
Maximum Beam	102" (259cm)
Approx. Weight	1900# (861kg)
Tube Diameter	23" (58cm)
Tube Gauge	.080
Max Weight Capacity	1869# (848kg)
Max. People Capacity	9
Maximum HP	90
Fuel Capacity	Portable

Available in Pebble Base and all 2005 Crestliner Accent Colors

Available with fishing package option. See floor plan on page 21.


Everyone can afford to have more fun in their lives.



**1885 Sport Classic**  
*Shown with optional fishing package*



looking at two classic values. Yet despite their modest pricetags, the 16 and 18-foot Sport Classics are 100% **85/1885 SPORT CLASSIC** — with premium welded tubes, decking with a lifetime limited warranty, richly-appointed furniture, an



advanced console and much more. Choose the traditional cruising layout with an L-lounge

A bow trolling motor outlet is included with the fishing package option

and forward sofas. Or, step into the optional fishing package that puts two Concept DX

Think you can only get a console like this on more expensive pontoons? Think again!

chairs at the bow and a livewell under the port seat. Either way, you'll add fun to your

summer (without subtracting too

much from your budget).

SL3 Roto-cast furniture bases provide phenomenal space to stow all your supplies

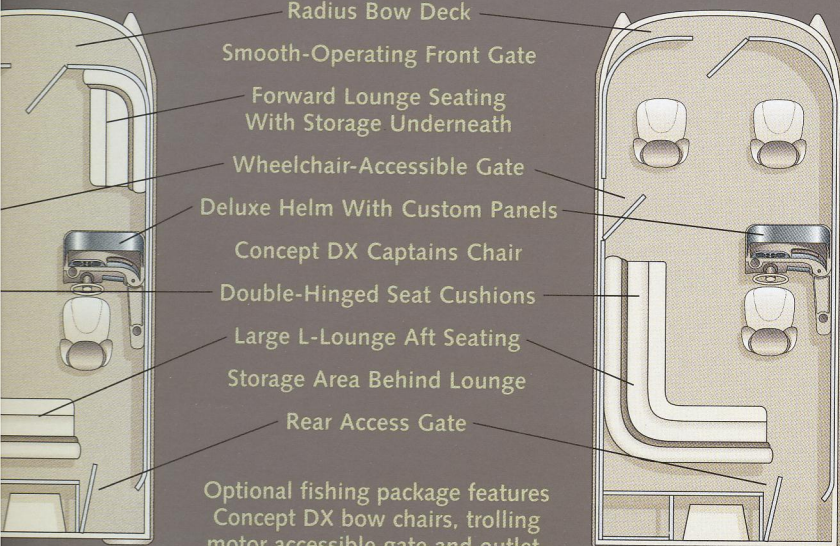
Even the compact 1685 has a sprawling 8.5' beam! Shown here with optional sundeck, table and stern ladder



**1685 Sport Classic**

ort Classic


With Fishing Option



SPORT CLASSIC	1685	1885
Pontoon Length	16'6" (5.0m)	18'6" (5.6m)
Deck Length	15'8" (4.7m)	17'11" (5.2m)
Maximum Beam	102" (259cm)	102" (259cm)
Approx. Weight	1575# (714kg)	1750# (793kg)
Tube Diameter	23" (58cm)	23" (58cm)
Tube Gauge	.080	.080
Max Weight Capacity	1426# (647kg)	1649# (748kg)
Max. People Capacity	7	8
Maximum HP	50	75
Fuel Capacity	Portable	Portable

Available in Pebble Base and all 2005 Crestliner Accent Colors

# From tubes to tops, no other



## The proof is in the Protection Plan

If you want assurance that a Crestliner is superior to other pontoon brands, look no further than our LIFETIME + 3 Protection Plan. No one else offers a warranty quite like it! Tube welds and decking are backed for life to the original owner. Virtually everything else from bow-to-stern is covered for three years.



## Smooth fences and gates are as beautiful as they are rugged

Look at other pontoons and you see segmented fencing with visible, bare aluminum framework. Not Crestliner. Our fences feature smooth sheets of thick .058 aluminum - beautifully finished. For quiet performance, all gates have premium marine hinges and are seated in rubber "silencer" stoppers.




## You won't find a paint job like ours anywhere else

It's easy to spot a Crestliner Pontoon, because we paint the upper tubes along with the fences, gates and rails. The result is a great look that's also virtually care-free. Plus we bake our two-part Armor-Guard finish to ensure lasting attractiveness.



## High-riding tubes with independent, bulkheads, vented for enhanced security

We build our 23" and 27" tubes from the finest H34 5052 marine aluminum for the optimum strength-to-weight ratio. All tubes are sealed, pressure-tested and outfitted with top-mount air ventilation to equalize pressure. We go to these measures because there's something special riding on these tubes... You.



## Full-length saddle brackets and cross members that double as spray deflectors

Saddle brackets and cross members connect the tubes and decking to give a pontoon its "structure." Other manufacturers use Z- or C-shaped parts with vertical faces that tend to flex and catch water. We insist on extruded "spray-deflector" components that give your Crestliner Pontoon unmatched strength and a smoother, dryer ride. Plus, because our cross members deflect spray down and away from floor seams, they help ensure longer deck life.

WIN/WIN

# ...compares to a Crestliner Pontoon.

## **Only the best hardware, consoles, components and craftsmanship**

Even the smallest part on a Crestliner Pontoon, from the sealed wire connectors to our quick-connect bimini top hardware, is top-of-the-line.

That's why we invite you to scrutinize every inch of our pontoons before you buy. Check out the quality of our custom consoles and the fit & finish everywhere you look. It's simply the most innovative, best-built pontoon in the world.



## **Take comfort in having the finest furniture**

Crestliner sofas, lounges and chairs begin with computer-created designs that are as comfortable as they are attractive. Then we specify premium vinyls, foam and welting.

Finally, our seasoned upholsterers craft the furniture to automotive-grade quality.



## **Tech II Motor Pods are bigger and stronger**

Other manufacturers use small motor pods bolted in a mere handful of places. That's not good enough for a Crestliner Pontoon. So we

build beefy Tech II Motor Pods and secure them better than anyone else. This means your pontoon will easily handle a powerful

Mercury Four-Stroke Outboard.





# IT'S A WIN/WIN SITUATION

Crestliner, Inc.

609 13th Avenue N.E., Little Falls, Minnesota 56345

320-632-6686 · [www.crestliner.com](http://www.crestliner.com)

All prices and specifications subject to change. Crestliner, Inc. reserves the right to discontinue models or change prices, specifications, materials, equipment, color or design at any time without notice and without incurring obligations. Some models are shown with optional features. Outboard model weights shown in this catalog reflect the approximate weight of the boat/pontoon only, and do not include weights of the outboard motor or accessories installed. All boats/pontoons meet or exceed United States Coast Guard regulations and National Marine Manufacturers Association Certification Standards. Warranty: The Crestliner LIFETIME+3 Protection Plan and deck lifetime limited warranties continue to lead the industry. Crestliner warrants that it will repair or replace defects discovered in a main seam hull/tube weld for life after the date the boat/pontoon is purchased. Crestliner also warrants that it will repair or replace all other defects in materials and workmanship in the boat/pontoon for a period of three years after the date of purchase. Some restrictions apply. For complete details, a copy of our limited warranty is attached to each new boat/pontoon or may be obtained from your Crestliner dealer. Many boats featured in this catalog are shown with available options. See your dealer for details.

© 2004 Crestliner, Inc. – A Brunswick Boat Company

TO LOCATE YOUR NEAREST DEALER, VISIT  
[WWW.CRESTLINER.COM](http://WWW.CRESTLINER.COM)



THE LEADER BY INNOVATION™

Please follow the rules of safe boating, be courteous to others and respect the marine environment. Special thanks to: Stearns Mfg. PFDs and inflatables. Belt-style inflatable PFDs are worn by some boaters in running shots. 125m 7/04 Printed in USA

