

—
BRAND-NEW MODEL
LINEUP FOR 2016
PG. 04

—
CRESTLINER CELEBRATES
70TH ANNIVERSARY
PG. 06

2016 | FULL-LINE BOAT MAGAZINE & CATALOG

CRESTLINER®

FORGED WITH STRENGTH. DEFINED BY DURABILITY.





From the beginning, we have focused on marrying design, craftsmanship and value in **boats built to stand the test of time.**

past models and features that resonated with our owners. The completely redesigned Raptor and updated Storm families incorporate invaluable feedback from customers, resulting in phenomenal new takes on those successful lines.

Anniversaries are opportunities to look back and celebrate where you came from. But in doing so, we see affirmation of our current direction and the great future ahead. Thanks for coming along for the ride.

Crestliner is 70 years young this year. And I do mean young, because our employees and our customers are filled with an energetic enthusiasm for our portfolio of strong, durable boats and the kind of boating that Crestliner makes possible. But 70 years old, too! That's a long time to sharpen our techniques, refine our designs, integrate feedback from Crestliner owners and build upon our successes.

Looking back on that history, you can see signs of the company we are today. Past models point toward the boats we currently offer, boats that are forged with strength and built with durability. Crestliner was founded in the aftermath of a World War, when the "greatest generation" was bringing its can-do industriousness and ingenuity to bear on more domestic needs. From the beginning, we have focused on marrying design, craftsmanship and value in boats built to stand the test of time.

If you want deeper insight into Crestliner's journey, I suggest you start with the story on page 6, where Crestliner owners and dealers reminisce about their experiences with our boats over the decades. If past is prologue, there are a lot of great boating experiences ahead for Crestliner owners.

Because legacy is not just a commentary on the past; it's also a promise about the present and a guide for the future. Check out the article on page 4, plus the entire catalog section of this publication, to see how the past is shaping current Crestliner Deep-V and Mod-V models. The new 1450 and 1650 Discovery models, 2000 Bay and TC 19 are all inspired by

Cecil Cohn, President, Crestliner

CRESTLINER
FORGED WITH STRENGTH, DEFINED BY DURABILITY.

PRESIDENT, CRESTLINER
Cecil Cohn

MARKETING MANAGER
Lori Kneeland

MARKETING COORDINATOR
Erin Streit

BOAT PRODUCT MANAGER
Christine Bush

CRESTLINER
MAGAZINE & CATALOG

PRESIDENT/PUBLISHER
Douglas Leik

ACCOUNT EXECUTIVE
Annie Brown

EDITORIAL DIRECTOR
Randy Hess

MANAGING EDITOR
Amy Wideman

SENIOR CONTENT EDITOR
Elli Purtell

EDITOR AT LARGE
Jennifer Chesak

EDITOR AT LARGE
Alexa Poteet

CREATIVE DIRECTOR
Russell Duncan

DIGITAL CREATIVE DIRECTOR
Kraig Devenport

PRODUCTION DIRECTOR
Robyn Bendle

GRAPHIC DESIGNER
Brittany Huisenga

GRAPHIC DESIGNER
Arlene Waclawek

Crestliner magazine is published twice a year for Crestliner by Dino Publishing LLC. Any correspondence should be directed to:

DINO
PUBLISHING

350 W. Hubbard St, Suite 400
Chicago, IL 60654
Tel: 312-822-9266
Fax: 312-822-9268
email: dleik@dinopublishing.com

The opinions expressed in this magazine are not to be considered official expressions of Dino Publishing or Crestliner. The publisher reserves the right to accept or reject all editorial or advertising matter. The publisher assumes no responsibility for unsolicited manuscripts, photographs, or artwork. Reproduction in whole or in part of any text, photograph, or illustration without prior written permission from the publisher is strictly prohibited. Printed in U.S.A. Copyright © 2015 Crestliner.

02

HOOKS

Eight consecutive CSI Awards, Crestliner gear, boater's insurance and a powerful new engine.

VOL. 7



04



02



06

04

SPOTS

Four brand-new models, a brand-new series, two completely redesigned series and plenty of comprehensive upgrades based on customer feedback mark Crestliner's 70th year.

06

FEATURE

70 YEARS STRONG

Loyal Crestliner owners across the county share some of their most special memories—and biggest catches—in celebration of our platinum anniversary.

HOOKS

THE LATEST
NEWS, GEAR AND ADVICE
FROM THE FOREFRONT OF
THE FISHING UNIVERSE.

FALL | VOLUME 7 | ISSUE 1



FOR EXCELLENCE IN
CUSTOMER SATISFACTION

The People Have Spoken

Crestliner doesn't subscribe to the saying that "eight is enough." Eight, rather, is a number to celebrate and build upon.

Constructing a heavy-duty product is the first step. Ensuring it stands the test of time is the next. Earning praise from those who use it every day, however, is the real indication of a job well done. Crestliner's premium and durable boats have won over customers year after year, resulting in an eighth-straight Marine Industry Customer Satisfaction Index (CSI) award from the National Marine Manufacturers Association (NMMA).

The CSI award honors boat builders whose customer-satisfaction scores, based on independent surveys of all their new boat customers, are among the best in the industry. "Crestliner values in equal measure the extremely high quality of our Mod-V and Deep-V boats and the incredible customer service found throughout our high-class dealer network," says Crestliner President Cecil Cohn. "We look forward to continually building upon this legacy of excellence."



OUTRAGEOUSLY POWERFUL

Mercury's brand-new 350-hp Verado® provides the ideal trifecta of marine engine performance: control, efficiency and incredible power. Add to that an impressively quiet ride and you have an engine that will deliver an on-water experience like never before. "The Verado® 350 is the fastest, lightest, most fuel-efficient and most durable 350 outboard that there is," says John C. Pfeifer, president of Mercury Marine. This newcomer to marine power will take things up a notch for several Crestliner models: the 2150 Sportfish OB, 2150 Sportfish SST, 2250 Authority and the newly redesigned 2100 Raptor (see page 4 of the magazine and page 22 of the catalog). **Learn more at mercurymarine.com.**



PROTECT YOUR ON-WATER ASSETS

Your most prized possession may be your Crestliner, but that's not the only thing worth protecting while out on the water. After all, what good is a fishing trip if your fishing rod gets damaged or lost overboard? Boater's Choice offers comprehensive coverage for the things you need on your next outing: your beloved Crestliner, fishing rods, tackle, fishfinders, gear and more.

Find the right plan for your needs, such as one that pays the agreed value on total loss with no depreciation and a separate deductible for onboard electronics. Then get back out on the water with complete assurance that you're protected when you need it. Boater's Choice claims representatives are available to assist you 24/7. Get a no-obligation quote today by visiting boaterschoiceinsurance.com.



FALL READY

The seasons may change, but the amount of time you spend on the water shouldn't have to. Crestliner's branded apparel has you covered in any type of weather. Grab a hat for those Indian Summer afternoons in the sun, or a warm hooded sweatshirt when the leaves start changing and the temperatures dip. New additions and designs offer something for men, women and children, so the whole family can sport the Crestliner look.

See the full collection at crestliner.com/gear.

70 YEARS STRONG

CRESTLINER STAMPS THIS PLATINUM YEAR
WITH A GREAT NEW LINEUP OF BOATS.



WRITTEN BY RANDY HESS
PHOTOGRAPHY COURTESY OF CRESTLINER
SEE MORE OF THE 2100 RAPTOR ON PAGE 22 OF THE CATALOG

This year marks Crestliner's platinum anniversary, the 70th year of durable new Crestliner models building upon the heritage of all those great boats that came before. You can't build a reputation overnight, and Crestliner has earned its prestige and prominence the honest way, with high-level performance, impeccable build and generations-long durability.

Relentless product innovations and portfolio growth are the natural outcome of staying true to your mission and your market. Crestliner listens to its customers, builds on its strengths and has created a legacy that both company and customers can take great pride in. In its 70th year, Crestliner is giving the kind of anniversary gifts all fishermen will truly enjoy: four brand-new models, two completely redesigned series and fantastic upgrades spread throughout the Crestliner lineup.

"Given our history of premium, durable boats, we knew our 70th anniversary had to offer something more," says Christine Bush, Crestliner's product manager. "This year's new boats and upgrades are worthy of such an occasion. We are building upon our heritage, learning from our successes and continuing to contribute to better owner experiences."

Improving upon owner experience starts with enhancements to every model in the lineup. Water access has become considerably easier, thanks to longer boarding ladders on nearly every model. Electronics options from Lowrance® and Humminbird® have been improved, and standard stereos have been upgraded to Boss® units with Bluetooth and USB. Canvas, from covers to tops, has been upgraded to a thicker material with less give to increase durability and improve fit, and it deploys more easily with Crestliner's J-Hook system.

Beyond enhancements to existing boats, Crestliner has added fantastic new models to help celebrate this big anniversary. Take the new 1450 and 1650 Discovery models, with both sizes available in either side console or tiller configurations. These boats are designed to blitz lakes and rivers in search of fish on the move, from structure to rips to large and small inlets. "They offer best-in-class storage by a long shot," Christine emphasizes, "including open storage ledges along the sides, maximizing fishing room. There is also a

stern casting deck with storage beneath for portable gas tanks and a redesigned battery compartment."


The 2200 Bay has proven so popular in its first two years that Crestliner has given it a baby brother. "The 2000 Bay takes all of the 2200's winning features and fits them into a completely new mod-V hull that's easier to tow and easier to poke into shallow waters," says Chris Crockett, Crestliner's program manager. The 2000 retains the Bay family's proven fiberglass center console with molded-in forward seat, a comfortable leaning post design and expansive 360-degree fishing room, and includes premium jump seats aft and a sterndeck livewell. "The completely new mod-V hull delivers improved speed and handling performance," Chris says, "meaning bay fishermen can follow their fishing passion wherever it leads them."

The new TC 19 model builds upon the popularity of the TC 18, offering a larger crappie/multispecies boat that can handle up to 150 horsepower. This true crappie-style boat features bow and stern livewells, dual rod lockers and multiple seat base locations to accommodate your preferred setup.

In one of the most exciting developments, Crestliner has completely redesigned the Raptor lineup of premium fishing boats for serious anglers. Crestliner has empowered these fishermen with greatly improved rod storage, updated livewells and baitwells, and cavernous

and convenient storage. All three of the new Raptors offer truly competition-grade features and take fishing ergonomics to the next level. Plus, the largest model, the 2100 Raptor, now offers up to a 350-hp Verado® to get you on the fish fast. The Storm series has also been revamped with port rod lockers, large bow livewells, standard bass layouts and optional Crappie Packages. The new Storms give you everything you need and nothing you don't.

Rounding out the recent upgrades, a collection of standard and optional graphics packages adds a sharp look to boats as tough as these. Appropriately for its 70th anniversary, Crestliner is offering Platinum Editions on many models in the lineup, a trim upgrade with chrome logo, stainless steel steering wheel, stainless steel flip-up cleats and chrome hull-side Platinum Edition badges.

"This year's models are a great offering, and we couldn't have gotten here without the fantastic feedback we get from our customers," Christine says. "It's incredibly valuable input, and it's why I know we'll keep improving for the next 70 years." 

Crestliner's 70th year offerings include a major revamp of the Raptor series (2100 Raptor with 350 Verado®, opposite) and the brand-new 2000 Bay (below) and TC 19 (bottom).



70

70 YEARS
STRONG

STORY BY ALEXA M. POTEET





Crestliner has been honored to enjoy the support of dealers, families and fishermen for 70 years. To celebrate our anniversary this year, we asked members of the Crestliner community to submit their favorite boating memories. We received so many entries that we couldn't print them all! Here are some of our favorite submissions that highlight the Crestliner legacy.



SOME STORIES COULD GO ON FOR PAGES; OTHERS CAN BE SUMMED UP IN ONE MEANINGFUL SENTENCE.



But one thing connects them all: a deep appreciation and love for Crestliner boats. From the Land of Ten Thousand Lakes—home of Crestliner headquarters—to the Golden Coast of California, our customers have remained as steadfastly loyal to us as we have to our mission of building boats that stand the test of time. Crestliner owners have enriched our long history with hundreds of thousands of experiences big and small—from solo fishing trips to family adventures, from sunshine-drenched afternoons of watersports to rain-soaked mornings of tournament battling. No matter where or when our customers have taken to the water, they've woven a narrative that's as strong and durable as Crestliner boats themselves. We thank you for being a part of our legacy.

PATTI MERCIER, 1969 CRESTLINER COMMODORE OWNER, MINNEAPOLIS, MINNESOTA

“My story begins in 1960 with my grandpa, Oliver Hedlund. His kids were grown up and out of the house, so he decided it was time to buy a new boat. He went to Anchor Marine in Minneapolis and came home with a 1960 Crestliner brochure. It was at Anchor Marine that he found the Crestliner 14-foot Commodore. Best of all, it was in his favorite color, blue.

When the boat finally arrived though, it was silver and red! He was so disappointed in the color he wrote a letter to Crestliner. Roy Snyder from the customer service department wrote back explaining that it normally would have been a blue and white boat, but it was from an early run. Grandpa didn't say anything more about it, and even wrote back a couple years later asking about a can of red paint, which he ordered. I think it's safe to assume he grew to love the color.

Grandpa enjoyed his boat for many years. My dad was in the Air Force, so we only got to visit Minnesota every other summer, but we enjoyed every minute. We always went fishing, mostly on Lake Washington.

Grandpa passed away during my senior year in 1981. My dad inherited the boat and enjoyed it for many more years. We'd take it up to the Brainerd Lakes


area or just hit the lakes around the Twin Cities. Mom loved to go out, too.

In 1996 it was time for Dad to retire, and he wanted a new boat. I couldn't afford to buy the Commodore from him and didn't even have a place to keep it if I could. He sold it to his brother Roman on one condition: If Roman ever wanted to sell it, he had to offer it back to the family first.

Years went by. I would occasionally ask Dad if Uncle Roman had said anything about the boat. You see, my dad doesn't have any boys, so I'm as close as he gets when it comes to fishing. The Northwest Sports Show has been a “daddy and me” thing for more than 15 years now. Finally in 2008 at the show, Dad announced that Uncle Roman was ready to sell the Commodore. Guess I was buying a boat!

That first summer I kept it in my dad's driveway, but eventually it propelled me to buy my first house. I needed a garage for it! The boat was in amazing condition as both Grandpa and Dad had always kept it in the garage. Yes, the boat still does get out on the water. In fact a couple of years ago I took it out on Lake Washington—the first boat I ever fished out of on the first lake I ever fished. I hope to spend many more years on the water with it!”

“The Northwest Sports Show has been a ‘daddy and me’ thing for more than 15 years now.”



DOUG HEIGHINGTON, OWNER OF PROCTOR MARINE LTD. SIMCOE, ONTARIO

“The Heighington family has been associated with Crestliner Boats since the early 1960s when my dad, Jim, managed General Marine in London, Ontario. My brothers John, Tom and Ken and I grew up around Crestliner Boats and went on to own Proctor Marine, Ltd. in Simcoe, Ontario, together. Sadly, Tom and Ken are no longer with us, but John and I still own and operate the business to this day. We are proud to have been associated with the Crestliner family for more than five decades.”



MENG SYN, OWNER AND FISHING BLOGGER, SAN JOSE, CALIFORNIA

MENGsyn.com

“I love my Crestliner and am on my second boat. The story of my Crestliner and me is years long and recorded in over 100 videos!”



Ahoy!

THE BIG NEW
Crestliner
Fleet
for '60

Here's the fleet from which to select YOUR boat! Superb performance with Hydro-tomic design, built-in floatation for highest safety factor, master craftsmanship to assure more value and customized interiors for advanced comfort and beauty.

See **CRESTLINER** for '60

Internationally Sold
by Authorized
Crestliner Dealers

JON LARSON, 2001 CRESTLINER TS182 OWNER, MINNEAPOLIS, MINNESOTA



“My son and I have been fishing together since he was 9. When he was younger we usually fished from shore. When he was 14, we moved to Minneapolis, and I purchased my first Crestliner boat. It was an older single console 16-foot fishing boat with a 90-hp motor. The summer between his junior and senior years I traded that boat for a new 2001 Crestliner TS182 DC. What an awesome boat.

For my son’s graduation gift, my dad paid for a fishing trip anywhere my son wanted to go. He decided on Oahe in South Dakota. We were very familiar with the reservoirs along the Missouri River and looked forward every year to fishing one of them. This was our first time together to Oahe, though. Four of us ended up going: my dad, my son, my nephew and myself.

My dad had not fished in years, so he enjoyed the trip immensely and really loved feeling the boat skipping across the water. The most memorable part of the trip came at the end of the second day of fishing. We needed two more fish to fill our limit, so we moved to a new spot just down from where we had been fishing most of the day. It was a little point sticking out. As we slowly approached and turned the boat to follow the point out into the lake, I felt my line get what I thought was a snag. I gave my pole one quick pull, thinking I would dislodge the snag. That’s when I felt the fish whip its head to the side. I knew immediately I had something good on. I looked at my son, and he knew, too, that it was a good fish.

Even my oversize walleye net was not large enough to fit the whole fish. It took both of us on the net to hoist what turned out to be a northern pike (in the photo with my son) into the boat. There were high-fives all around. My dad sat in disbelief.

I had to know how big this fish was, so we loaded the boat and headed to the bait shop where we had started the day. I sent my son inside to see if they had a tape and scale, and when he came back he had about 20 people following him. It measured 49-¾ inches, nose to pinched tail, and weighed a little over 26 pounds. We made our way back to the resort where we were staying and had to show all the fishermen what we had caught. They had a freezer just big enough for the fish, which was then brought to a taxidermist the next day in Pierre, South Dakota.

I still have that fish on my wall. It’s a little beat up due to a couple of moves, but I look at it occasionally and think about all the fun we had on that trip and all the fun I have had fishing with my son before he grew up and moved away to start his own life. We still get together every year to fish one of the reservoirs, mostly Fort Peck, but we have not been back to Oahe since then. There are no other stories quite like that one. I still have the TS 182 and have not had one issue with it. I now have a granddaughter who thinks going fast and driving the boat are the greatest things ever. She is only 3, but she has her own pole and is learning to fish with Grandpa. I love my Crestliner boat and will always have a Crestliner.”



YVES GABOURY, OWNER OF GABOURY MARINE, SOREL-TRACY, QUEBEC

“We are in our 25th year with Crestliner. When we started out, we carried three aluminum boat lines; today, Crestliner’s the only one we need. The boats are top performers, the new models from year to year are always competitive and the company stands behind its dealers. Happy Birthday, Crestliner!”



TOM DYKEMAN, 1969 CRESTLINER PIRATE OWNER, ST-LEONARD, QUEBEC



“For any of you that have CanBar Marine on your Crestliner Serial Number Plate, you will enjoy this historical information about Canada Barrel and Kegs. This marine manufacturing division of Seagram’s Distilleries owned the license to manufacture Crestliner Boats in Waterloo, Ontario, decades ago.

The old factories have a special significance to me, as I visited this site when I was 10 years old—I’m 52 now. My dad let me and my three brothers have the day off from school to take the trip from Toronto to Waterloo and pick up our almost brand-new Raider.

My dad was considering buying a Muskie 17 from a Crestliner dealer in Scarborough and had the foresight to call the factory and ask what they recommended for an outboard engine. The salesman mentioned they had a Raider with a 120-hp inboard/outboard in the factory lot at a slightly discounted price, so off we went for the big purchase.

I remember arriving at the factory, and a friendly salesperson greeted all of us. Oh, I wish I’d had a camera with me, as those would have been invaluable pictures today. During the factory walk-through I remember seeing workers using what looked like paint rollers to apply the fiberglass resin inside the boat hulls. I also remember them pressure testing aluminum fishing boats in tanks. A large plunger would press the hull down into the water, and the workers would inspect for leaks.

There were many boats out in the factory lot as we came outside, and it would have been another fantastic photo op—the different models waiting for delivery. I am confident the 1969 Pirate I have now may have very well been sitting in that lot at the time waiting for delivery very close to the Raider I grew up with. I’ve since embarked on a restoration of my 1969 Pirate, which I have stripped down to the hull and rebuilt virtually every component. It may be one of the few left, but I would love to hear from anyone who also has one of these great boats.”



**ANDRÉ LALONDE, OWNER OF ANDRÉ LALONDE MARINE,
WENDOVER, ONTARIO**

“André Lalonde Marine is proud to celebrate its 10th year of affiliation with Crestliner boats in 2015. For us, Crestliner is much more than a brand; it is a passion. It is the ultimate tool to catch your first trophy fish, reel in that delicious walleye or bring family and friends to the beach for a day of on-the-water fun. No other aluminum fishing boat compares to Crestliner, and we are looking forward to an amazing future with Crestliner boats.”





LEGENDARY BOAT PROTECTION.

PROGRESSIVE

1.800.PROGRESSIVE / PROGRESSIVE.COM

Progressive Casualty Ins. Co. & affiliates.

2016

SPORTFISH

SUPER HAWK

AUTHORITY

COMMANDER

RAPTOR

FISH HAWK

PRO TILLER

VISION

DISCOVERY

KODIAK

CRV





FORGED WITH STRENGTH. DEFINED BY DURABILITY.

For 70 years strong, we've pushed the limits of possibility with every new Crestliner model. Through each passing decade our craftsmen have shaped more than the toughest all-welded aluminum hulls on the water—they've shaped your time on the water. With a relentless commitment to excellence, Crestliner continues to push boundaries by building boats with unrivaled strength, innovative fishing features and superior design. Experience the strongest, most durable fishing boats on the water today. Experience 70 years of Crestliner.



CRESTLINER[®]
1950 Fish Hawk
PLATINUM EDITION

MERCURY

CRESTLINER
FORGED WITH STRENGTH. DEFINED BY DURABILITY.

1946 - 2016



UNMATCHED DURABILITY. UNMISTAKABLY CRESTLINER.

With thick high-quality aluminum and all-welded strength, every Crestliner hull is ready to withstand the harshest of waters and the worst weather conditions.



LEGENDARY FOUR X HULL

Where four interlocking pieces become one. Crestliner hulls take these four pieces and continuously weld them together—giving you the lightweight durability of aluminum and the seamless look of fiberglass.


INTERLOCKING TONGUE AND GROOVE CONSTRUCTION

Crestliners are built using an innovative interlocking tongue and groove seam construction method, creating a rock-solid bond and proving again there isn't a boat designed with more precision or durability in mind.


EXTRUDED FULL-LENGTH KEEL

No other area is subjected to more punishment than the keel. Crestliner engineers the keel to integrate seamlessly from bow to stern into the hull, insuring unbeatable strength and durability.

FOUR X HULL FEATURES



Reverse chine with integrated spray rail design forces water down and away for a drier ride.




Variable degree deadrise allows for instant planing and unmatched stability.

UNMATCHED STRUCTURAL INTEGRITY

Underneath the floor of a Crestliner is an intricate stringer foundation that supports every inch of the boat, ensuring a safe, smooth ride.

SAFETY & FLOTATION

All Crestliner boats meet or exceed Coast Guard flotation regulations by featuring form-fitting foam that boosts flotation, deadens sound and contributes to a more stable ride.



WELDING PROCESS


Crestliner employs handcrafted, continuously welded seams on our hull for unbeatable strength, durability, and a watertight fit.

REINFORCED DOUBLE-WELDED TRANSOM

When you have engines kicking out max horsepower, you need a transom that can handle a lot of force. With its double-welded reinforced transom, Crestliner creates a seam that endures the rigor of boating.

WORK-HARDENED SIDE WALLS

Through the process of work hardening, Crestliner delivers sidewalls that can perform through cross-waves and tough conditions better than smooth sidewalls. And these bends not only add tremendous strength, they look great too.



INDUSTRY'S STRONGEST WARRANTY

Crestliner was the first to offer a limited lifetime warranty on all mainseam welds and a 3-year bow-to-stern warranty on virtually everything else. Then it got better—allowing Crestliner's warranty to transfer to future owners.

(Warranty differs on CR Jon and CRV Utility boats)



LAUNCH YOUR LEGACY.

From hull to layout, storage to features—every inch of the boat is constructed to maximize space and optimize performance. Meaning your trip has legendary potential every time your Crestliner hits the water.



ROOM TO FISH

Thanks to the width of the hull, the design of the engine well and flexibility of convertible casting platforms, there is just more room to fish in a Crestliner.



SUREMOUNT GUNNEL ACCESSORY SYSTEM

With this Crestliner-exclusive, mount your favorite accessories without drilling a single hole into your gunnel.



ROD STORAGE

An innovative new rod storage design allows quicker access to all rods, and your reels are protected by a dedicated reel pocket.

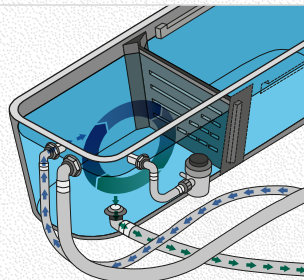


CONSOLES

With large, flat console surfaces, you have the space to mount multiple graphs, so you have every view covered.

LIVWELL/BAITWELL SYSTEMS

Methodically engineered livewells and baitwells keep water oxygenated and circulating, so your fish stay fresh all day.



J-HOOK GUNNEL DESIGN

Quickly head home or launch with our easy on/off snapless J-Hook cover design. For walkthrough consoles, a pole-less boat cover keeps things simple and easy.



“What amazing fishing machines! These boats have precision operation, combined with the amenities everyone desires: tons of storage, comfortable seating, smooth travel, multiple livewells. They’re the perfect set-up.”

Jason Durham

*Crestliner National Pro Team
Owner/Operator Go Fish! Guide Services*



Recipient of
CSI Award
8 years running



ENDURING QUALITY

At Crestliner, integrity and passion drive every decision, from the builders who make the boats to the anglers who use them. We take pride in our generations of engineering innovation—designing boats that last generations too.

FUEL ECONOMY

Your Crestliner was built to deliver top-notch fuel economy. It’s just another example of how Crestliner builds in the value.

RESALE

From design to construction, Crestliners are built to last. With a limited lifetime warranty that stays with the boat from owner to owner—you know you are getting something built for longevity.



“With a smoother ride in rough water and premium storage and casting space, Crestliner boats are crafted to deliver.”

Bruce “Doctor Sonar” Samson

*Crestliner National Pro Team
Champion of 8 major tournaments
including 2 MWC and 4 PWT wins*

SOLID & STRIKING FINISH

Every Crestliner features interiors that look as good as they perform: ergonomic seats and consoles, vinyl flooring and much more. Plus, with hand-sanded hulls and oven-baked paint you get a durable, high-gloss coat that improves performance and will stand the test of time.

**Not all processes, features and statements apply to every Crestliner boat model.*



MODEL > 2150

SPORTFISH



2150 SPORTFISH SST
Shown in Black Metallic

"I put a wrap on my Crestliner to support breast cancer this spring. It's a headturner. I guide in the Brainerd area and fish walleye tournaments. Love everything about the boat, especially the room."

Jamie Dietman

Fishing guide and 2000 Crestliner
2050 Sportfish owner | Brainerd, Minnesota

SPECIFICATIONS

	2150 OB	2150 SST
OVERALL LENGTH	21'11" (6.68 m)	22'11" (6.98 m)
BOAT/MOTOR/TRAILER LENGTH	25'2" (7.67 m)	26'2" (7.98 m)
BOAT/MOTOR/TRAILER WIDTH	8'6" (2.59 m)	8'6" (2.59 m)
BOAT/MOTOR/TRAILER HEIGHT	7'7" (2.31 m)	7'7" (2.31 m)
BEAM	102" (259 cm)	102" (259 cm)
CHINE WIDTH	87" (221 cm)	87" (221 cm)
MAX. DEPTH	49.5" (126 cm)	49.5" (126 cm)
MAX. COCKPIT DEPTH	30.5" (77 cm)	30.5" (77 cm)
TRANSOM HEIGHT	25" (64 cm)	25" (64 cm)
DEADRISE	17°	17°
WEIGHT (BOAT ONLY)	2,150# (975 kg)	2,388# (1,083 kg)
MAX. WEIGHT CAPACITY	2,400# (1,089 kg)	2,400# (1,089 kg)
MAX. PEOPLE CAPACITY	10	10
MAX. HP CAPACITY	350	350
FUEL CAPACITY	54 gal. (204 L)	54 gal. (204 L)
ALUMINUM GAUGE BOTTOM	0.125"	0.125"



Learn more on page 3.

TOP OF THE LINE

Crestliner's Sportfish boasts nearly 23 feet of spacious seating, storage and casting platform—plenty of room to reel in that trophy catch or bring the whole family along for a sunny afternoon outing.

SPORTFISH

2150



2150 SPORTFISH SST
Shown in Black Metallic

AVAILABLE COLORS

Base Color | Accent Color | Interior Color

		Summit White Black Metallic Tan
		Summit White Blue Flame Metallic Tan
		Summit White Red Flame Metallic Tan
		Summit White Storm Blue Metallic Tan
		Summit White Silver Metallic Gray
		Silver Metallic Black Metallic Gray
		Silver Metallic Blue Flame Metallic Gray
		Silver Metallic Red Flame Metallic Gray
		Silver Metallic Storm Blue Metallic Gray

Mad Fish Graphics and Shock Effect Wrap both available as special option.



Conversion bow in open configuration and with optional table.




Feature-rich helm with stitched vinyl-wrapped panels and a standard Boss® Stereo with Bluetooth.



Roomy cockpit with four Pro fishing seats and stern deck with livewell/storage under cushion.



SST water-entry system: cut-away step, non-skid swim platform and under-mount ladder.



FLOORPLANS & STORAGE

Livewell Storage Compartment Rod Storage

KEY FEATURES

- > Innovative SureMount Gunnel system w/ accessory mounting brackets
- > Three-seat conversion bow w/ base and backrest cushions
- > Innovative vinyl-wrapped side storage w/ topside cubby tray
- > Bow & stern aerated livewells (stern livewell includes timer and recirculating system)
- > SST cut-away step, angled swim platform w/ under-mount ladder

POPULAR OPTIONS

- > Bow anchor locker
- > NEW! Dual® stereo w/ Bluetooth, USB, large color display and Pandora® capability
- > Rod rack system for center in-floor storage
- > Under-gunnel blue LED accent lighting
- > Removable table for bow or cockpit



MODEL > 1950

SPORTFISH



1950 SPORTFISH SST
Shown in Red Flame Metallic

SPECIFICATIONS

	1950 OB	1950 SST
OVERALL LENGTH	19'9" (6.00 m)	20'10" (6.35 m)
BOAT/MOTOR/TRAILER LENGTH	22'11" (6.96 m)	23'10" (7.26 m)
BOAT/MOTOR/TRAILER WIDTH	8'6" (2.59 m)	8'6" (2.59 m)
BOAT/MOTOR/TRAILER HEIGHT	7'1" (2.16 m)	7'1" (2.16 m)
BEAM	98" (248 cm)	98" (248 cm)
CHINE WIDTH	85.5" (217 cm)	85.5" (217 cm)
MAX. DEPTH	46" (117 cm)	46" (117 cm)
MAX. COCKPIT DEPTH	26.5" (67 cm)	26.5" (67 cm)
TRANSOM HEIGHT	25" (64 cm)	25" (64 cm)
DEADRISE	17°	17°
WEIGHT (BOAT ONLY)	1,925# (873 kg)	2,082# (944 kg)
MAX. WEIGHT CAPACITY	2,100# (953 kg)	2,100# (953 kg)
MAX. PEOPLE CAPACITY	9	9
MAX. HP CAPACITY	225	225
FUEL CAPACITY	40 gal. (151 L)	40 gal. (151 L)
ALUMINUM GAUGE BOTTOM	0.125"	0.125"



Learn more on page 3.

ALL-DAY WORK OR PLAY

For hardcore anglers and active families alike, the 1950 Sportfish provides the durability, comfort and space for long days on the water.

SPORTFISH

1950



1950 SPORTFISH SST
Shown in Red Flame Metallic

AVAILABLE COLORS

Base Color | Accent Color | Interior Color

		Summit White Black Metallic Tan
		Summit White Blue Flame Metallic Tan
		Summit White Red Flame Metallic Tan
		Summit White Storm Blue Metallic Tan
		Summit White Silver Metallic Gray
		Silver Metallic Black Metallic Gray
		Silver Metallic Blue Flame Metallic Gray
		Silver Metallic Red Flame Metallic Gray
		Silver Metallic Storm Blue Metallic Gray

Mad Fish Graphics and Shock Effect Wrap both available as special option.



Vinyl-wrapped port rod box with topside trays (OB: four 8' capacity; SST: four 7'6" capacity).



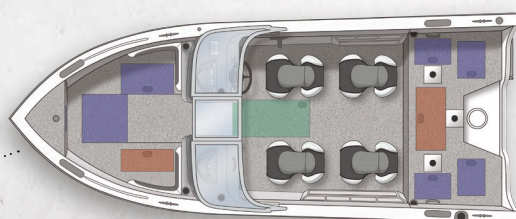
Roomy cockpit features optional recliners and table.



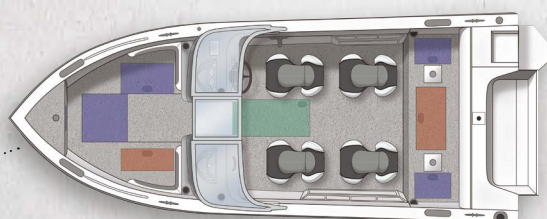
Stern platform may be outfitted with removable ski pylon (standard SST, optional OB).



Optional bow bolsters and platform pad provide lounging space for the family.



X 1950 OB



X 1950 SST

FLOORPLANS & STORAGE

Livewell Storage Compartment Rod Storage

KEY FEATURES

- > Innovative SureMount Gunnel system w/ accessory mounting brackets
- > Three-seat conversion bow w/ base and backrest cushions
- > Innovative vinyl-wrapped side storage w/ topside cubby tray
- > Bow & stern aerated livewells (stern livewell includes timer and recirculating system)
- > Stitched vinyl-wrapped panels and Boss® stereo at helm

POPULAR OPTIONS

- > Infinity® Premium six-speaker upgrade
- > Rod rack system for in-floor storage
- > Swim platform w/ ladder (standard SST, optional OB)
- > Folding suntop with boot and draft shield
- > Removable table for bow or cockpit



MODEL > 1850

SPORTFISH



1850 SPORTFISH SST
Shown in Blue Flame Metallic

"We bought a Crestliner in 1991 and had it for 23 years. We could not even come close to adding up all the hours our family spent in that boat. The boat was absolutely fantastic."

Mike and Carol Thom
1991 Crestliner 186 Phantom owners
Red Wing, Minnesota

SPECIFICATIONS

	1850 OB	1850 SST
OVERALL LENGTH	18'9" (5.72 m)	19'9" (6.02 m)
BOAT/MOTOR/TRAILER LENGTH	22'4" (6.81 m)	23'4" (7.11 m)
BOAT/MOTOR/TRAILER WIDTH	8'6" (2.59 m)	8'6" (2.59 m)
BOAT/MOTOR/TRAILER HEIGHT	6'10" (2.08 m)	6'10" (2.08 m)
BEAM	96" (244 cm)	96" (244 cm)
CHINE WIDTH	78.5" (199 cm)	78.5" (199 cm)
MAX. DEPTH	43.25" (110 cm)	43.25" (110 cm)
MAX. COCKPIT DEPTH	26.25" (67 cm)	26.25" (67 cm)
TRANSOM HEIGHT	25" (64 cm)	25" (64 cm)
DEADRISE	17°	17°
WEIGHT (BOAT ONLY)	1,700# (771 kg)	1,750# (794 kg)
MAX. WEIGHT CAPACITY	1,850# (839 kg)	1,850# (839 kg)
MAX. PEOPLE CAPACITY	8	8
MAX. HP CAPACITY	200	200
FUEL CAPACITY	37 gal. (140 L)	37 gal. (140 L)
ALUMINUM GAUGE BOTTOM	0.100"	0.100"



Learn more on page 3.

ENDLESS POSSIBILITIES

Whatever brings you to the water, the versatile 1850 makes it possible. Rock-solid stability and plentiful storage make it ideal for heavy-duty fishing. A ski pylon (standard on SST, optional on OB) makes it ideal for watersports.

SPORTFISH

1850



1850 SPORTFISH SST
Shown in Storm Blue Metallic

AVAILABLE COLORS

Base Color | Accent Color | Interior Color

		Summit White Black Metallic Tan
		Summit White Blue Flame Metallic Tan
		Summit White Red Flame Metallic Tan
		Summit White Storm Blue Metallic Tan
		Summit White Silver Metallic Gray
		Silver Metallic Black Metallic Gray
		Silver Metallic Blue Flame Metallic Gray
		Silver Metallic Red Flame Metallic Gray
		Silver Metallic Storm Blue Metallic Gray

Mad Fish Graphics and Shock Effect Wrap both available as special option.



Under-gunnal starboard storage with door and topside quick-access trays.



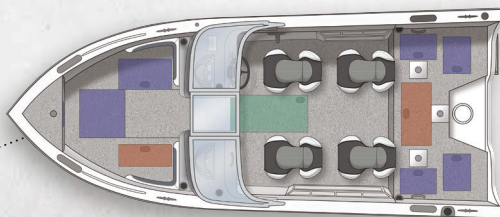
Stern casting deck with two pedestal seat bases extends with OB-only optional conversion bench.



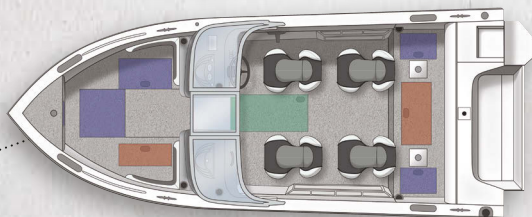
In-floor locking rod/gear storage compartment available with optional rod rack/tube system.



Stern casting deck with four compartments, livewell and OB-only optional conversion bench.



X 1850 OB



X 1850 SST

FLOORPLANS & STORAGE

Livewell Storage Compartment Rod Storage

KEY FEATURES

- > Innovative SureMount Gunnel system w/ accessory mounting brackets
- > Three-seat conversion bow w/ base and backrest cushions
- > Innovative vinyl-wrapped side storage w/ topside cubby tray
- > Bow & stern aerated livewells (stern livewell includes timer and recirculating system)
- > Center in-floor ski and rod storage

POPULAR OPTIONS

- > Removable ski pylon (standard SST, optional OB)
- > Bow platform pad and bolsters
- > Stern conversion bench (OB)
- > Helm and passenger reclining seats w/ armrests
- > Removable table for bow or cockpit



MODEL > 1950

SUPER HAWK



1950 SUPER HAWK
Shown in Storm Blue Metallic

PRO STAFF MEMBER MATT BREUER AND FAMILY

SPECIFICATIONS

SPECIFICATIONS	1950
OVERALL LENGTH	19'9" (6.02 m)
BOAT/MOTOR/TRAILER LENGTH	24'11" (7.59 m)
BOAT/MOTOR/TRAILER WIDTH	8'6" (2.59 m)
BOAT/MOTOR/TRAILER HEIGHT	7' (2.13 m)
BEAM	98" (249 cm)
CHINE WIDTH	85.5" (217 cm)
MAX. DEPTH	45" (114 cm)
MAX. COCKPIT DEPTH	26" (66 cm)
TRANSOM HEIGHT	25" (64 cm)
DEADRISE	18°
WEIGHT (BOAT ONLY)	1,836# (833 kg)
MAX. WEIGHT CAPACITY	2,000# (907 kg)
MAX. PEOPLE CAPACITY	9
MAX. HP CAPACITY	225
FUEL CAPACITY	40 gal. (151 L)
ALUMINUM GAUGE BOTTOM	0.125"



Learn more on page 3.

VERSATILE AND DEPENDABLE

The 1950 Super Hawk's all-welded hull sets a solid foundation for a spacious cockpit, abundant storage and convertible seating. Chase your favorite prey and take on deep water with complete confidence and comfort.

SUPER HAWK

1950



1950 SUPER HAWK
Shown in Storm Blue Metallic

AVAILABLE COLORS


Base Color | Accent Color | Interior Color

		Summit White Black Metallic Tan
		Summit White Blue Flame Metallic Tan
		Summit White Red Flame Metallic Tan
		Summit White Storm Blue Metallic Tan
		Summit White Silver Metallic Gray
		Silver Metallic Black Metallic Gray
		Silver Metallic Blue Flame Metallic Gray
		Silver Metallic Red Flame Metallic Gray
		Silver Metallic Storm Blue Metallic Gray

Mad Fish Graphics and Shock Effect Wrap both available as special option.



Feature-rich wrap-around console with space for electronics/stereo (upgraded Dual® stereo shown).



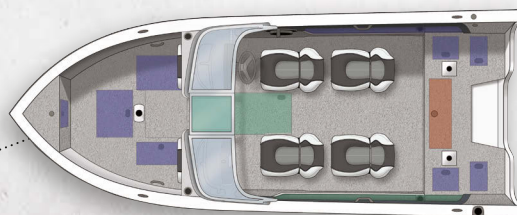
Open port storage (three tubes accommodate 8' rods) with convenient storage cubby below.



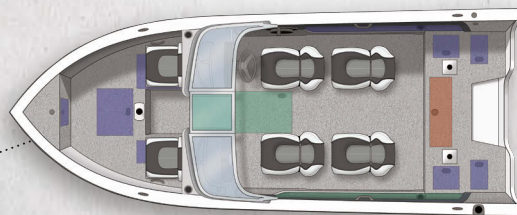
Stern casting platform has abundant storage and a 14-gal. aerated livewell.



Onboard hammock with pillow pocket hooks over gunnel for instant downtime.



X 1950
Conversion bow closed



X 1950
Conversion bow open

FLOORPLANS & STORAGE

Livewell Storage Compartment Rod Storage

KEY FEATURES

- > Innovative SureMount Gunnel system w/ accessory mounting brackets
- > Three bow storage compartments
- > In-floor locking rod/ski storage
- > 14-gal. aerated stern center livewell
- > Bow casting deck w/ one-hand conversion

POPULAR OPTIONS

- > Stern conversion bench or jump seats
- > Removable ski pylon
- > Bow anchor locker system
- > Swim platform w/ ladder
- > Bow platform pad and bolsters



MODELS > 1850 / 1750

SUPER HAWK



1750 SUPER HAWK
Shown in Black Metallic

PRO STAFF MEMBER MATT BREUER

SPECIFICATIONS

	1850	1750
OVERALL LENGTH	18'9" (5.71 m)	17'9" (5.41 m)
BOAT/MOTOR/TRAILER LENGTH	21'5" (6.53 m)	20'6" (6.25 m)
BOAT/MOTOR/TRAILER WIDTH	8'6" (2.59 m)	8'6" (2.59 m)
BOAT/MOTOR/TRAILER HEIGHT	6'9" (2.06 m)	6'8" (2.03 m)
BEAM	94" (239 cm)	94" (239 cm)
CHINE WIDTH	78" (198 cm)	78" (198 cm)
MAX. DEPTH	42.25" (107 cm)	42.25" (107 cm)
MAX. COCKPIT DEPTH	25.25" (64 cm)	25.5" (65 cm)
TRANSOM HEIGHT	25" (64 cm)	25" (64 cm)
DEADRISE	17°	17°
WEIGHT (BOAT ONLY)	1,650# (748 kg)	1,450# (658 kg)
MAX. WEIGHT CAPACITY	1,800# (816 kg)	1,700# (771 kg)
MAX. PEOPLE CAPACITY	8	7
MAX. HP CAPACITY	200	175
FUEL CAPACITY	37 gal. (140 L)	28 gal. (106 L)
ALUMINUM GAUGE BOTTOM	0.100"	0.100"



Learn more on page 3.

NEVER COMPROMISE

Smart fishing features—like a SureMount Gunnel system and a broad casting deck—come standard on both the 1850 Super Hawk and 1750 Super Hawk, making it a favorite among hardcore fishermen and casual anglers alike.

SUPER HAWK

1850 / 1750



1850 SUPER HAWK
Shown in Black Metallic

AVAILABLE COLORS

Base Color | Accent Color | Interior Color

		Summit White Black Metallic Tan
		Summit White Blue Flame Metallic Tan
		Summit White Red Flame Metallic Tan
		Summit White Storm Blue Metallic Tan
		Summit White Silver Metallic Gray
		Silver Metallic Black Metallic Gray
		Silver Metallic Blue Flame Metallic Gray
		Silver Metallic Red Flame Metallic Gray
		Silver Metallic Storm Blue Metallic Gray


Mad Fish Graphics and Shock Effect Wrap both available as special option.



Optional bolsters and removable full-bow platform pad creates a spacious forward lounge.



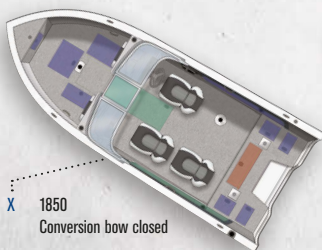
The SureMount Gunnel system accepts accessories that slide along the gunnel.




Easily access rods and watersports gear from center-in-floor locking storage compartment.



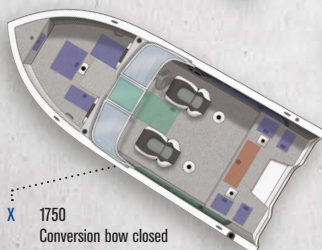
Large bow compartments with optional 15-gal. aerated livewell shown.




X 1850
Conversion bow closed



X 1850
Conversion bow open



X 1750
Conversion bow closed



X 1750
Conversion bow open

FLOORPLANS & STORAGE

Livewell Storage Compartment Rod Storage

KEY FEATURES

- > Innovative SureMount Gunnel system w/ accessory mounting brackets
- > Bow casting deck w/ one-hand conversion
- > Six total drink holders (two each in console, bow, stern)
- > Ample storage
- > Vinyl-wrapped side panels w/ integrated under-gunnel storage, toe kick

POPULAR OPTIONS

- > Stern conversion bench or jump seats
- > Under-gunnel blue LED accent lighting
- > NEW! Dual® stereo w/ Bluetooth, USB, large color display and Pandora® capability
- > Rod rack system for in-floor storage
- > Bow aerated 15-gal. livewell



MODEL > 1650

SUPER HAWK



1650 SUPER HAWK
Shown in Silver Metallic

PRO STAFF MEMBER GARETT SVIR

"On one of the first nights we took our Crestliner out, my son, Conrad (7), caught his first bass. This was his first 'big' fish and by far the biggest fish in our livewell until then. He was so proud and excited that we are having it mounted for him."

Tracy Eifert

2014 Crestliner 1650 Super Hawk owner
West Bend, Wisconsin

SPECIFICATIONS

	1650
OVERALL LENGTH	16'9" (5.10 m)
BOAT/MOTOR/TRAILER LENGTH	20'3" (6.17 m)
BOAT/MOTOR/TRAILER WIDTH	7'6" (2.29 m)
BOAT/MOTOR/TRAILER HEIGHT	6'7" (2.01 m)
BEAM	86.5" (220 cm)
CHINE WIDTH	72" (183 cm)
MAX. DEPTH	40.5" (103 cm)
MAX. COCKPIT DEPTH	23.5" (60 cm)
TRANSOM HEIGHT	25" (64 cm)
DEADRISE	12°
WEIGHT (BOAT ONLY)	1,230# (558 kg)
MAX. WEIGHT CAPACITY	1,500# (680 kg)
MAX. PEOPLE CAPACITY	6
MAX. HP CAPACITY	115
FUEL CAPACITY	20 gal. (75.5 L)
ALUMINUM GAUGE BOTTOM	0.090"



Learn more on page 3.

GET THERE, GET GOING

The 1650 travels well, both on the water and off. Trailer to your favorite location, launch with ease and speed off with impressive power, thanks to a 115-horsepower engine.

SUPER HAWK

1650



1650 SUPER HAWK
Shown in Silver Metallic

AVAILABLE COLORS

Base Color | Accent Color | Interior Color

		Summit White Black Metallic Tan
		Summit White Blue Flame Metallic Tan
		Summit White Red Flame Metallic Tan
		Summit White Storm Blue Metallic Tan
		Summit White Silver Metallic Gray
		Silver Metallic Black Metallic Gray
		Silver Metallic Blue Flame Metallic Gray
		Silver Metallic Red Flame Metallic Gray
		Silver Metallic Storm Blue Metallic Gray

Mad Fish Graphics and Shock Effect Wrap both available as special option.



Optional aft jump seats fold flat to create a broad casting deck.




In-floor trolling motor battery storage compartment (24V system compatible).




Aerated 9-gal. stern livewell.



Open port rod storage accommodates up to five rods with 7' capacity.



X 1650
Conversion bow closed



X 1650
Conversion bow open

FLOORPLANS & STORAGE

Livewell Storage Compartment Rod Storage

KEY FEATURES

- > Highest HP rated 16' boat in our line at 115
- > Innovative SureMount Gunnel system w/ accessory mounting brackets
- > Port console w/ glove box, drink holder and recessed throw tray
- > Conversion bow casting platform w/ storage compartments
- > Aft casting platform w/ abundant storage

POPULAR OPTIONS

- > Stern conversion bench or jump seats
- > Premium travel cover w/ J-Hook system
- > Vinyl flooring
- > Bow anchor locker
- > Swim platform w/ ladder



MODELS > 2250 / 2050

AUTHORITY



2050 AUTHORITY
Shown in Storm Blue Metallic

NATIONAL PRO TEAM MEMBER JASON DURHAM

SPECIFICATIONS

	2250	2050
OVERALL LENGTH	22'11" (6.99 m)	20'10" (6.35 m)
BOAT/MOTOR/TRAILER LENGTH	26'2" (7.98 m)	23'10" (7.26 m)
BOAT/MOTOR/TRAILER WIDTH	8'6" (2.59 m)	8'6" (2.59 m)
BOAT/MOTOR/TRAILER HEIGHT	7'7" (2.31 m)	7'1" (2.16 m)
BEAM	102" (259 cm)	98" (248 cm)
CHINE WIDTH	87" (221 cm)	85.5" (217 cm)
MAX. DEPTH	49.5" (126 cm)	46" (117 cm)
MAX. COCKPIT DEPTH	30.5" (77 cm)	26.5" (67 cm)
TRANSOM HEIGHT	25" (64 cm)	25" (64 cm)
DEADRISE	17°	17°
WEIGHT (BOAT ONLY)	2,175# (987 kg)	2,025# (919 kg)
MAX. WEIGHT CAPACITY	2,400# (1,089 kg)	2,100# (953 kg)
MAX. PEOPLE CAPACITY	10	9
MAX. HP CAPACITY	350	225
FUEL CAPACITY	54 gal. (204 L)	40 gal. (151 L)
ALUMINUM GAUGE BOTTOM	0.125"	0.125"



Learn more on page 3.

MAKE YOUR OWN RULES

Go wherever you want, stay out as long as you want and catch any species within your reach. The Authority demands the best out of every fishing pursuit with its premium amenities, swift maneuverability, ample storage and lasting durability.

AUTHORITY

2250 / 2050



2250 AUTHORITY
Shown in Storm Blue Metallic

AVAILABLE COLORS

Base Color | Accent Color | Interior Color

		Silver Metallic Black Metallic Gray
		Silver Metallic Blue Flame Metallic Gray
		Silver Metallic Red Flame Metallic Gray
		Silver Metallic Storm Blue Metallic Gray

Mad Fish Graphics and Shock Effect Wrap both available as special option.



A lockable port rod rack safely secures up to four 9' rods, all within arm's reach.



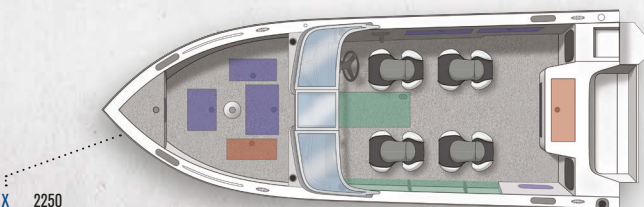
Huge open floorplan with four Pro fishing seats and walk-through windshield.



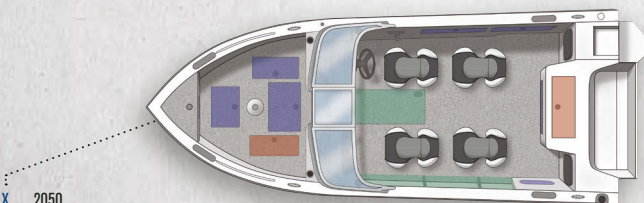
An aerated 20-gal. stern livewell comes with a timer to keep fish fresh.



The lockable in-floor rod storage holds six 8' rods with room for reels below.



X 2250



X 2050

FLOORPLANS & STORAGE

	Livewell		Storage Compartment		Rod Storage
--	----------	--	---------------------	--	-------------

KEY FEATURES

- > Innovative SureMount Gunnel system w/ accessory mounting brackets
- > Lockable quick-access port rod rack safely stows four 9' rods
- > Lockable in-floor rod locker w/ six tubes for 8' rods and space for add'l rods below
- > Bow (15-gal.) & stern (20-gal.) aerated livewells (stern also includes timer)
- > Large, open cockpit, four pro seats and walk-through windshield

POPULAR OPTIONS

- > Six vertical rod holders (mounted to front of stern livewell)
- > In-floor fish box (fits inside the in-floor rod locker)
- > Removable stern seats w/ fixed backrest/thighboards
- > Washdown system
- > Underwater and under-gunnel blue LED accent lighting



MODEL > 1850

COMMANDER



1850 COMMANDER
Shown in Black Metallic

*"I am very happy with my boat.
I love to take my grandkids out in
it, and I can't wait to teach them
about the pleasures of fishing."*

Richard Bourbeau
1999 Crestliner Angler owner

SPECIFICATIONS

	1850
OVERALL LENGTH	18'8" (5.68 m)
BOAT/MOTOR/TRAILER LENGTH	21'6" (6.55 m)
BOAT/MOTOR/TRAILER WIDTH	8'6" (2.59 m)
BOAT/MOTOR/TRAILER HEIGHT	7'4" (2.34 m)
BEAM	94" (239 cm)
CHINE WIDTH	78" (198 cm)
MAX. DEPTH	44" (112 cm)
MAX. COCKPIT DEPTH	30" (76 cm)
TRANSOM HEIGHT	25" (64 cm)
DEADRISE	17°
WEIGHT (BOAT ONLY)	1,565# (710 kg)
MAX. WEIGHT CAPACITY	2,101# (953 kg)
MAX. PEOPLE CAPACITY	6
MAX. HP CAPACITY	150
FUEL CAPACITY	33 gal. (125 L)
ALUMINUM GAUGE BOTTOM	0.125"



Learn more on page 3.

A TRUE LEADER

Equipped with premium fishing features and Crestliner's all-welded aluminum hull, the Commander takes on big water and rough chop without flinching. Comfortable seating and spacious storage provides maximum onboard comfort.

COMMANDER

1850



1850 COMMANDER
Shown in Black Metallic

AVAILABLE COLORS

Base Color | Accent Color | Interior Color

		Silver Metallic Black Metallic Gray
		Silver Metallic Blue Flame Metallic Gray
		Silver Metallic Red Flame Metallic Gray
		Silver Metallic Storm Blue Metallic Gray

Mad Fish Graphics available as special option.



Starboard/port rod storage with four 9'6" rod tubes and open storage below.



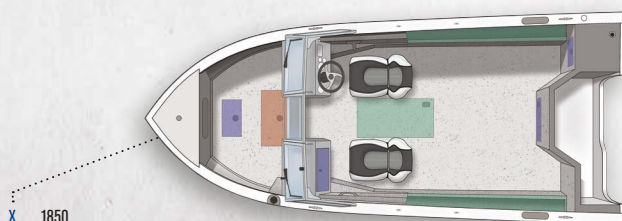
Optional stern jump seats maximize cockpit space, allowing for expanded casting area.



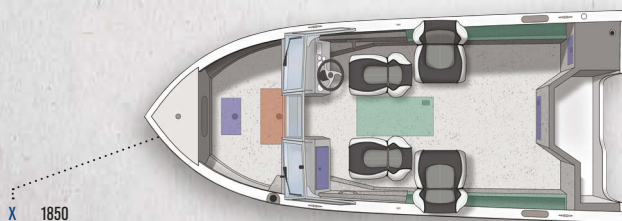
Locking in-floor storage compartment includes a rod rack accommodating five 7' rods.



Optional seating configuration adds two inward-facing folding cockpit seats.






X 1850



X 1850
With optional inward-facing seats

FLOORPLANS & STORAGE

 Livewell  Storage Compartment  Rod Storage

KEY FEATURES

- > Innovative SureMount Gunnel system w/ accessory mounting brackets
- > Port/starboard easy-access under-gunnel rod racks & center locking in-floor rod locker
- > Starboard aft cutting board w/ drain hole
- > NEW! Ultra tough, all-welded windshield now standard
- > 18-gal. bow aerated livewell

POPULAR OPTIONS

- > Windshield wipers
- > Washdown system
- > Heavy-duty canvas for foul-weather readiness
- > Port and starboard side bench seating w/ storage
- > Bow Fishing Package: butt seat w/ pedestal and base, bow trim switch, and trolling motor outlet



MODEL > 2100

RAPTOR



2100 RAPTOR
Shown in Blue Flame Metallic

NATIONAL PRO TEAM MEMBER JASON DURHAM

NEW

SPECIFICATIONS

SPECIFICATIONS	2100
OVERALL LENGTH	20'11" (6.38 m)
BOAT/MOTOR/TRAILER LENGTH	24'2" (7.37 m)
BOAT/MOTOR/TRAILER WIDTH	8'6" (2.59 m)
BOAT/MOTOR/TRAILER HEIGHT	7'3" (2.21 m)
BEAM	102" (259 cm)
CHINE WIDTH	87" (221 cm)
MAX. DEPTH	41" (104 cm)
MAX. COCKPIT DEPTH	23" (58 cm)
TRANSOM HEIGHT	25" (64 cm)
DEADRISE	17°
WEIGHT (BOAT ONLY)	2,170# (984 kg)
MAX. WEIGHT CAPACITY	2,200# (998 kg)
MAX. PEOPLE CAPACITY	7
MAX. HP CAPACITY	350
FUEL CAPACITY	56 gal. (212 L)
ALUMINUM GAUGE BOTTOM	0.125"



Learn more on page 3.

OWN THE LEADERBOARD

The newly redesigned 2100 Raptor is in a class of its own. A large bow platform, feature-rich helm console, premium tournament fishing features, 17-degree deadrise and up to 350 horsepower will take your performance to a whole new level.

RAPTOR

2100



2100 RAPTOR
Shown in Blue Flame Metallic

AVAILABLE COLORS

Base Color | Accent Color | Interior Color

		Summit White Black Metallic Tan
		Summit White Blue Flame Metallic Tan
		Summit White Red Flame Metallic Tan
		Summit White Storm Blue Metallic Tan
		Summit White Silver Metallic Gray
		Silver Metallic Black Metallic Gray
		Silver Metallic Blue Flame Metallic Gray
		Silver Metallic Red Flame Metallic Gray
		Silver Metallic Storm Blue Metallic Gray

Mad Fish Graphics and Shock Effect Wrap both available as special option.



NEW! 17-tube locking center lighted rod storage holds six 8'6", six 8' and five 7'6" rods.



NEW! Under-port console storage compartment with six tackle trays and bait cooler.



NEW! Feature-rich console with lit rocker switches, space for up to two 12" electronics and more.



Bow features abundant storage, plus a 12-gal. insulated livewell and 1.5-gal. baitwell with timers.

FLOORPLANS & STORAGE

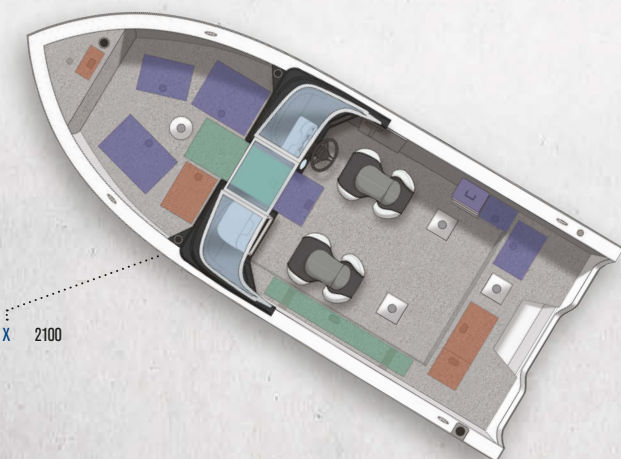
Livewell Storage Compartment Rod Storage

KEY FEATURES

- > Innovative SureMount Gunnel system w/ accessory mounting brackets
- > **NEW!** 17-tube locking center lighted bow rod locker (six 8'6" tubes; six 8' tubes; five 7'6" tubes)
- > Bow aerated 12-gal. insulated livewell & 1.5-gal. baitwell w/ timers
- > **NEW!** Stern livewell: 26-gal. insulated & aerated w/ timer, recirculating system, bait bucket & freshwater pickup
- > **NEW!** Easy-access fish ruler w/ storage in the center rod locker

POPULAR OPTIONS

- > Conversion stern bench
- > **NEW!** Vinyl flooring for both cockpit and decks
- > Washdown system
- > **NEW!** Blue LED cockpit accent lighting
- > Full Enclosure Package: folding suntop w/ boot & draft shield, side & aft curtains and tonneau cover



X 2100



MODELS > 1850 / 1750

RAPTOR



1850 RAPTOR
Shown in *Black Metallic*

NEW

NEW

SPECIFICATIONS	1850	1750
OVERALL LENGTH	18'8" (5.69 m)	17'8" (5.38 m)
BOAT/MOTOR/TRAILER LENGTH	21'10" (6.65 m)	21'2" (6.45 m)
BOAT/MOTOR/TRAILER WIDTH	8'6" (2.59 m)	8'6" (2.59 m)
BOAT/MOTOR/TRAILER HEIGHT	6'8" (2.03 m)	6'5" (1.96 m)
BEAM	96" (244 cm)	96" (244 cm)
CHINE WIDTH	79" (201 cm)	79" (201 cm)
MAX. DEPTH	41" (104 cm)	41" (104 cm)
MAX. COCKPIT DEPTH	24" (61 cm)	24" (61 cm)
TRANSOM HEIGHT	25" (64 cm)	25" (64 cm)
DEADRISE	17°	17°
WEIGHT (BOAT ONLY)	1,940# (880 kg) WT 1,840# (835 kg) SC	1,870# (848 kg) WT 1,770# (803 kg) SC
MAX. WEIGHT CAPACITY	1,700# (771 kg)	1,600# (726 kg)
MAX. PEOPLE CAPACITY	7	6
MAX. HP CAPACITY	200	150
FUEL CAPACITY (PORTABLE)	40 gal. (151 L)	40 gal. (151 L)
ALUMINUM GAUGE BOTTOM	0.100"	0.100"

"As of three days ago, I am the proud owner of a 1750 Raptor! The features are fantastic, and I can't wait to put the first fish in the boat with my son, Dan."

Paul G. Youngbauer
2015 Crestliner 1750 Raptor owner
Berlin, Wisconsin



Learn more on page 3.

DEMAND THE BEST

Discerning anglers and diehard tournament competitors choose the Raptor for its unmatched stability and top-of-the-line standard fishing features, including a lighted center rod locker, insulated bow and stern livewells, and built-in 33-inch tournament-quality fish ruler.

RAPTOR

1850 / 1750



1750 RAPTOR
Shown in Blue Flame Metallic

AVAILABLE COLORS

Base Color | Accent Color | Interior Color

		Summit White Black Metallic Tan
		Summit White Blue Flame Metallic Tan
		Summit White Red Flame Metallic Tan
		Summit White Storm Blue Metallic Tan
		Summit White Silver Metallic Gray
		Silver Metallic Black Metallic Gray
		Silver Metallic Blue Flame Metallic Gray
		Silver Metallic Red Flame Metallic Gray
		Silver Metallic Storm Blue Metallic Gray

Mad Fish Graphics and Shock Effect Wrap both available as special option.



NEW! Easy-access fish ruler with storage in the center rod locker.



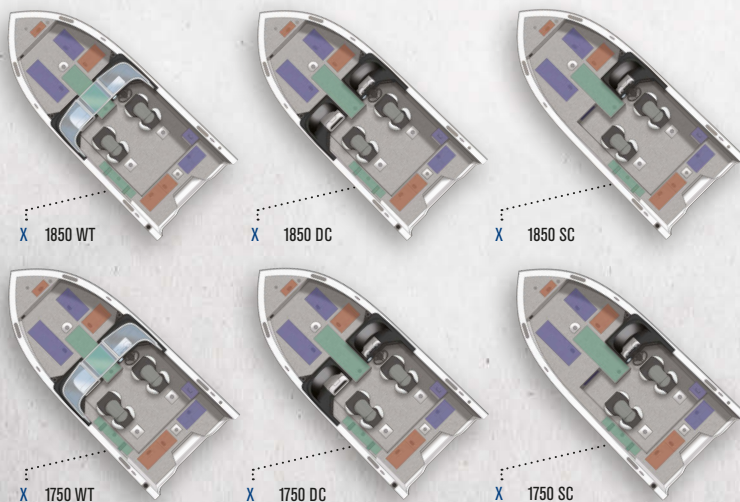
Optional conversion bench for additional seating or an extended stern casting deck.



NEW! 17-gal. aerated and insulated stern livewell with timer, recirculating system and more.



NEW! 12-tube locking center lighted rod storage holds four 8', two 7'9" and six 7'6" rods.



FLOORPLANS & STORAGE

Livewell Storage Compartment Rod Storage

KEY FEATURES

- > Innovative SureMount Gunnel system w/ accessory mounting brackets
- > Bow aerated 12-gal. insulated livewell and 1.5-gal. baitwell w/ timers
- > 12-tube lighted center bow rod locker (four 8' tubes; two 7'9" tubes; six 7'6" tubes)
- > **NEW!** 17-gal. aerated & insulated stern livewell w/ timer, recirculating system, bait bucket & freshwater pick-up
- > Easy-access fish ruler w/ storage in the center rod locker

POPULAR OPTIONS

- > Custom travel cover w/ J-Hook snapless design
- > Conversion stern bench
- > Vinyl flooring & snap-in carpet
- > Helm & passenger reclining seats w/ armrests
- > Washdown system



MODEL > 1950

FISH HAWK



1950 FISH HAWK
Shown in Storm Blue Metallic

JASON MITCHELL, HOST OF JASON MITCHELL OUTDOORS

SPECIFICATIONS

SPECIFICATIONS	1950
OVERALL LENGTH	19'6" (5.94 m)
BOAT/MOTOR/TRAILER LENGTH	22'6" (6.86 m)
BOAT/MOTOR/TRAILER WIDTH	8'6" (2.59 m)
BOAT/MOTOR/TRAILER HEIGHT	6'2" (1.88 m)
BEAM	101" (257 cm)
CHINE WIDTH	85.5" (217 cm)
MAX. DEPTH	39" (99 cm)
MAX. COCKPIT DEPTH	22" (56 cm)
TRANSOM HEIGHT	25" (64 cm)
DEADRISE	17°
WEIGHT (BOAT ONLY)	1,650# (748 kg)
MAX. WEIGHT CAPACITY	2,100# (952 kg)
MAX. PEOPLE CAPACITY	7
MAX. HP CAPACITY	225
FUEL CAPACITY	50 gal. (189 L)
ALUMINUM GAUGE BOTTOM	0.100"



Learn more on page 3.

FIERCE FISH FIGHTER

The 1950 Fish Hawk slices through rough water with bold power, freeing you up to focus on the competition, the fish and the glory. Nearly 20 feet of space accommodates ample storage, seating, two livewells and more.

FISH HAWK

1950




1950 FISH HAWK
Shown in Storm Blue Metallic

AVAILABLE COLORS

Base Color | Accent Color | Interior Color

		Summit White Black Metallic Tan
		Summit White Blue Flame Metallic Tan
		Summit White Red Flame Metallic Tan
		Summit White Storm Blue Metallic Tan
		Summit White Silver Metallic Gray
		Silver Metallic Black Metallic Gray
		Silver Metallic Blue Flame Metallic Gray
		Silver Metallic Red Flame Metallic Gray
		Silver Metallic Storm Blue Metallic Gray

Mad Fish Graphics and Shock Effect Wrap both available as special option.



Lockable center rod storage secures up to five 8' rods and five 7'10" rods.



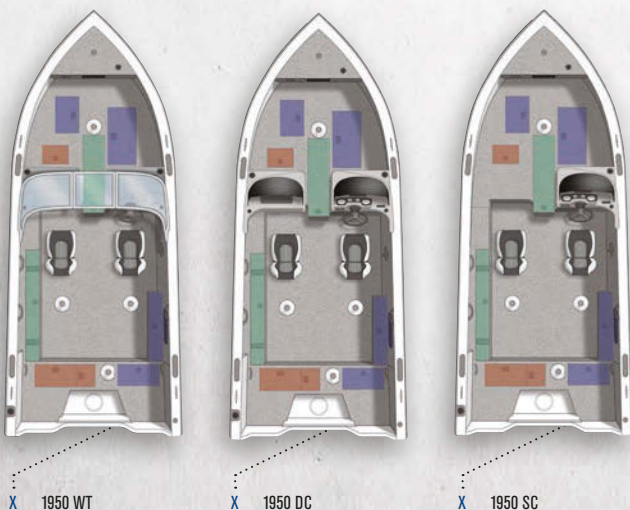
17-gal. aerated stern livewell with timer, divider and bait bucket. Optional 57" muskie livewell.



A large, open bow packs ample storage, foredeck cubby and 11-gal. aerated livewell with timer.



Full Enclosure Package (suntop, side/aft curtains, tonneau cover). *Ensure proper ventilation.*



X 1950 WT

X 1950 DC

X 1950 SC

FLOORPLANS & STORAGE

Livewell Storage Compartment Rod Storage

KEY FEATURES

- > Innovative SureMount Gunnel system with aluminum accessory brackets
- > Ten-tube lit center rod locker w/ reel pocket (five 8' tubes; five 7'10" tubes)
- > 17-gal. stern aerated livewell w/ timer, divider and bait bucket (11-gal. in bow)
- > Lockable port rod compartment fits 9' rods
- > Wide, spacious cockpit and feature-rich console w/ space for electronics

POPULAR OPTIONS

- > 57" muskie livewell
- > Space for a kicker motor
- > Dual console or walk-through configurations
- > Pro fishing seats
- > Stern livewell system upgrade includes recirculator & light



MODELS > 1850 / 1750

FISH HAWK



1750 FISH HAWK
Shown in Black Metallic

SPECIFICATIONS

	1850	1750
OVERALL LENGTH	18'6" (5.63 m)	17'6" (5.33 m)
BOAT/MOTOR/TRAILER LENGTH	21'5" (6.53 m)	20'6" (6.25 m)
BOAT/MOTOR/TRAILER WIDTH	8'6" (2.59 m)	8'6" (2.59 m)
BOAT/MOTOR/TRAILER HEIGHT	6'5" (1.96 m)	6'7" (2.01 m)
BEAM	95.5" (243 cm)	95" (241 cm)
CHINE WIDTH	78" (198 cm)	78" (198 cm)
MAX. DEPTH	35" (89 cm)	35" (89 cm)
MAX. COCKPIT DEPTH	22.5" (57 cm)	22" (56 cm)
TRANSOM HEIGHT	25" (64 cm)	25" (64 cm)
DEADRISE	12°	12°
WEIGHT (BOAT ONLY)	1,500# (680 kg)	1,480# (671 kg)
MAX. WEIGHT CAPACITY	1,600# (726 kg)	1,550# (703 kg)
MAX. PEOPLE CAPACITY	6	6
MAX. HP CAPACITY	150	115
FUEL CAPACITY	32 gal. (121 L)	27 gal. (102 L)
ALUMINUM GAUGE BOTTOM	0.100"	0.100"



Learn more on page 3.

SEEK OUT YOUR PREY

The Fish Hawk features increased cockpit and stern deck space for maximum maneuverability while reeling in your trophy catch. Comfortable seating and built-in hardiness mean you can go all day.

FISH HAWK

1850 / 1750



1850 FISH HAWK
Shown in Shock Effect Wrap

AVAILABLE COLORS

Base Color | Accent Color | Interior Color

		Summit White Black Metallic Tan
		Summit White Blue Flame Metallic Tan
		Summit White Red Flame Metallic Tan
		Summit White Storm Blue Metallic Tan
		Summit White Silver Metallic Gray
		Silver Metallic Black Metallic Gray
		Silver Metallic Blue Flame Metallic Gray
		Silver Metallic Red Flame Metallic Gray
		Silver Metallic Storm Blue Metallic Gray

Mad Fish Graphics and Shock Effect Wrap both available as special option.



Spacious bow casting platform with pedestal base, storage and 12-gal. livewell.



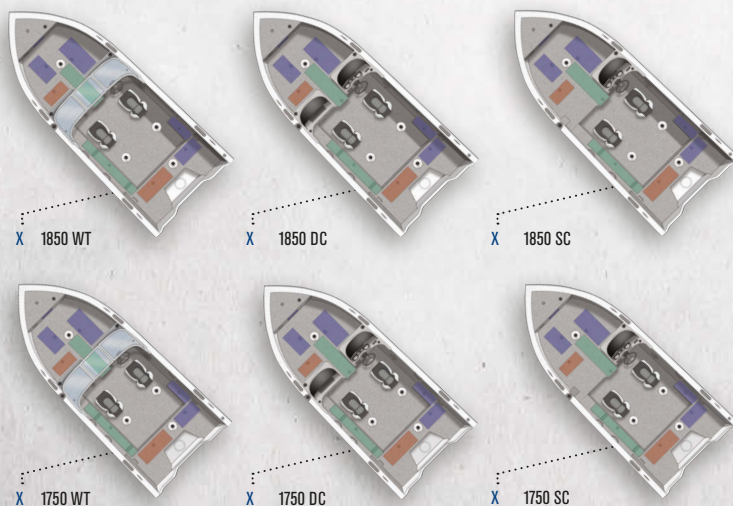
NEW! Optional rod holder mounts to the SureMount bracket for placement anywhere or to slide along the gunnel.



The well-appointed console features full gauge package, lit toggle switches, comfort grip steering wheel and more.



The optional 57" muskie livewell keeps your trophy catch fresh and lively. (1850)



FLOORPLANS & STORAGE

Livewell Storage Compartment Rod Storage

KEY FEATURES

- > Innovative SureMount Gunnel system w/ accessory mounting brackets
- > Optimal layout maximizes cockpit, bow and stern casting deck space
- > 12-gal. bow aerated livewell and 15-gal. stern aerated livewell w/ timer
- > Ten-tube lit center rod locker w/ reel pocket (five 7'6" tubes; five 7' tubes)
- > Console allows electronics above and beside dash

POPULAR OPTIONS

- > 57" muskie livewell (1850)
- > Conversion stern bench w/ folding backrests
- > Space for a kicker motor
- > Stern livewell system upgrade includes recirculator and light
- > Pro fishing seats



MODEL > 1650

FISH HAWK



1650 FISH HAWK
Shown in Blue Flame Metallic

"My wife has been fishing seriously only the past few years and had never caught a walleye bigger than two pounds. Last summer on our Crestliner, she netted a huge, eight-pound walleye."

Jean Paul Cote

2013 Crestliner 1650 Fish Hawk owner
Laval, Quebec

SPECIFICATIONS

	1650
OVERALL LENGTH	16'9" (5.11 m)
BOAT/MOTOR/TRAILER LENGTH	20'3" (6.17 m)
BOAT/MOTOR/TRAILER WIDTH	7'6" (2.29 m)
BOAT/MOTOR/TRAILER HEIGHT	5'11" (1.80 m)
BEAM	86.5" (220 cm)
CHINE WIDTH	72" (183 cm)
MAX. DEPTH	39" (99 cm)
MAX. COCKPIT DEPTH	24" (61 cm)
TRANSOM HEIGHT	20" (51 cm)
DEADRISE	12°
WEIGHT (BOAT ONLY)	1,050# (476 kg)
MAX. WEIGHT CAPACITY	1,450# (658 kg)
MAX. PEOPLE CAPACITY	6
MAX. HP CAPACITY	90
FUEL CAPACITY	19 gal. (72 L)
ALUMINUM GAUGE BOTTOM	0.090"



Learn more on page 3.

COMPETITIVE CONFIDENCE

The 1650 Fish Hawk packs a punch in a more compact package. Supported by Crestliner's legendary all-welded aluminum hull, this serious competitor boasts quality fishing amenities, abundant storage and unmatched toughness.

FISH HAWK

1650



1650 FISH HAWK
Shown in Black Metallic

AVAILABLE COLORS

Base Color | Accent Color | Interior Color

		Summit White Black Metallic Tan
		Summit White Blue Flame Metallic Tan
		Summit White Red Flame Metallic Tan
		Summit White Storm Blue Metallic Tan
		Summit White Silver Metallic Gray
		Silver Metallic Black Metallic Gray
		Silver Metallic Blue Flame Metallic Gray
		Silver Metallic Red Flame Metallic Gray
		Silver Metallic Storm Blue Metallic Gray

Mad Fish Graphics available as special option.



Portside, quick-access rod storage maximizes the roomy cockpit with space for five rods up to 9'.




Improved bow storage offers expanded compartments with deeper and longer storage space.



An optional conversion stern bench welcomes more passengers to the outing.



Center rod locker with reel pockets holds five 7' rods and five 6'9" rods.



X 1650 WT

X 1650 DC

X 1650 SC

FLOORPLANS & STORAGE

Livewell Storage Compartment Rod Storage

KEY FEATURES

- > Innovative SureMount Gunnel system w/ accessory mounting brackets
- > Ten-tube center rod locker w/ reel pocket (five 7' tubes; five 6'9" tubes)
- > Stern 15-gal. aerated livewell w/ timer and divider
- > Lowrance® Elite 3x Color Fishfinder
- > MotorGuide® X3 45/50" 12V trolling motor

POPULAR OPTIONS

- > Conversion stern bench
- > Vinyl flooring
- > TurboSwing® tow system
- > Locking storage drawers
- > Bow cargo netting (port and starboard)



MODELS > 1850 / 1750 / 1650

PRO TILLER



1850 PRO TILLER
Shown in Black Metallic

JASON MITCHELL, HOST OF JASON MITCHELL OUTDOORS

SPECIFICATIONS	1850	1750	1650
OVERALL LENGTH	18'6" (5.64 m)	17'6" (5.33 m)	16'10" (5.13 m)
BOAT/MOTOR/TRAILER LENGTH	21'5" (6.53 m)	21'4" (6.50 m)	20'3" (6.17 m)
BOAT/MOTOR/TRAILER WIDTH	8'6" (2.59 m)	8'6" (2.59 m)	7'6" (2.29 m)
BOAT/MOTOR/TRAILER HEIGHT	5'10" (1.78 m)	5'10" (1.78 m)	5'10" (1.78 m)
BEAM	94" (239cm)	94" (239 cm)	86.5" (220 cm)
CHINE WIDTH	78" (198 cm)	78" (198 cm)	72" (183 cm)
MAX. DEPTH	41" (104 cm)	40" (102 cm)	36" (91 cm)
MAX. COCKPIT DEPTH	22" (56 cm)	22" (56 cm)	22" (56 cm)
TRANSOM HEIGHT	25" (64 cm)	25" (64 cm)	20" (51 cm)
DEADRISE	12°	12°	12°
WEIGHT (BOAT ONLY)	1,375# (624 kg)	1,275# (578 kg)	1,085# (492 kg)
MAX. WEIGHT CAPACITY	1,650# (749 kg)	1,600# (726 kg)	1,350# (612 kg)
MAX. PEOPLE CAPACITY	6	6	6
MAX. HP CAPACITY	90	90	75
FUEL CAPACITY	32 gal. (122 L)	27 gal. (102 L)	20 gal. (76 L)
ALUMINUM GAUGE BOTTOM	0.100"	0.100"	0.090"



Learn more on page 3.

NO SACRIFICES NECESSARY

On the Pro Tiller, everything you need is right within reach—including the price of this tough-minded fishing machine. A smart layout lets you revel in copious onboard space and ample storage.

PRO TILLER

1850 / 1750 / 1650



1750 PRO TILLER
Shown in Black Metallic



1650 PRO TILLER
Shown in Blue Flame Metallic

AVAILABLE COLORS

Base Color | Accent Color | Interior Color

		Summit White Black Metallic Tan
		Summit White Blue Flame Metallic Tan
		Summit White Red Flame Metallic Tan
		Summit White Storm Blue Metallic Tan
		Summit White Silver Metallic Gray
		Silver Metallic Black Metallic Gray
		Silver Metallic Blue Flame Metallic Gray
		Silver Metallic Red Flame Metallic Gray
		Silver Metallic Storm Blue Metallic Gray

Mad Fish Graphics available as special option. Shock Effect Wrap available as option for 1850/1750 only.



The Command Console puts electronics, tackle storage, drawers and drink holders within the driver's reach.



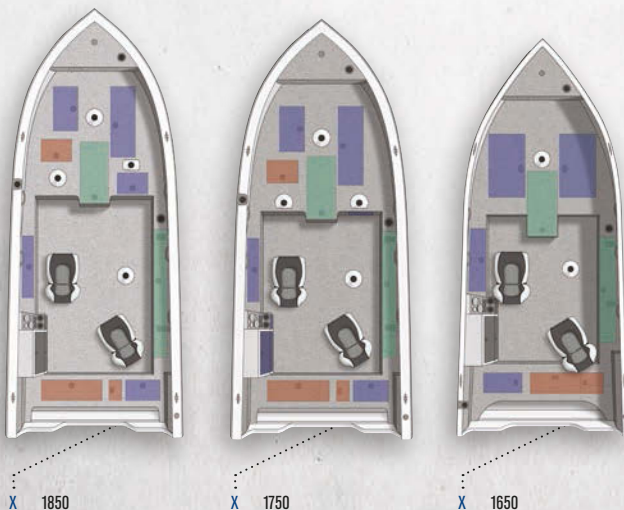
A stern 15-gal. livewell is easily accessible. Baitwell standard on 1750 and 1850.



Open floorplan for fishing with three pedestal bases in cockpit and additional seating in the bow.



Large bow deck features 10-tube rod locker and ample storage (12-gal. livewell on 1750/1850).



X 1850

X 1750

X 1650

FLOORPLANS & STORAGE

Livewell Storage Compartment Rod Storage

KEY FEATURES

- > Innovative SureMount Gunnel system w/ accessory mounting brackets
- > Ten-tube lit center rod locker w/ reel pocket
- > Feature-filled locking command console w/ space for large electronics
- > Longer and wider cockpit maximizes space
- > Stern 15-gal. and bow 12-gal. aerated livewells w/ 2.75-gal. stern baitwell (1750, 1850)

POPULAR OPTIONS

- > Stern livewell system upgrade includes recirculator, light and timer (1750, 1850)
- > NEW! Titan hydraulic tiller steering
- > Pro fishing seats
- > 1.5-gal. bow baitwell
- > Custom travel cover w/ J-Hook snapless design



MODELS > 1700 / 1600

VISION



1700 VISION WT
Shown in Silver Metallic

PRO STAFF MEMBER BRENTON HELL

SPECIFICATIONS

	1700	1600
OVERALL LENGTH	17'6" (5.33 m)	16'4" (5.00 m)
BOAT/MOTOR/TRAILER LENGTH	20'4" (6.20 m)	19'1" (5.82 m)
BOAT/MOTOR/TRAILER WIDTH	7'6" (2.29 m)	7'6" (2.29 m)
BOAT/MOTOR/TRAILER HEIGHT	6'0" (1.83 m)	5'11" (1.80 m)
BEAM	88" (224 cm)	81" (206 cm)
CHINE WIDTH	73" (185 cm)	67" (170 cm)
MAX. DEPTH	39" (99 cm)	37.75" (96 cm)
MAX. COCKPIT DEPTH	24" (61 cm)	24" (61 cm)
TRANSOM HEIGHT	20" (51 cm)	20" (51 cm)
DEADRISE	12°	10°
WEIGHT (BOAT ONLY)	1,190# (540 kg)	935# (424 kg)
MAX. WEIGHT CAPACITY	1,400# (635 kg)	1,300# (590 kg)
MAX. PEOPLE CAPACITY	6	5
MAX. HP CAPACITY	115	60
FUEL CAPACITY	20 gal. (76 L)	12 gal. (45.4 L)
ALUMINUM GAUGE BOTTOM	0.100"	0.100"



Learn more on page 3.

BIG ADVENTURE, BIG VALUE

From fishing features to watersports hookups, find everything you need and nothing you don't onboard the Vision. This durable, built-tough machine pushes you to experience all-day adventures, near and far.

VISION

1700 / 1600



1600 VISION SC
Shown in Blue Flame Metallic

AVAILABLE COLORS

Base Color | Accent Color | Interior Color

		Summit White Red Flame Metallic Gray
		Summit White Silver Metallic Gray
		Silver Metallic Black Metallic Gray
		Silver Metallic Blue Flame Metallic Gray



Bimini top available with any console configuration. Full enclosure available with walk-through windshield option.



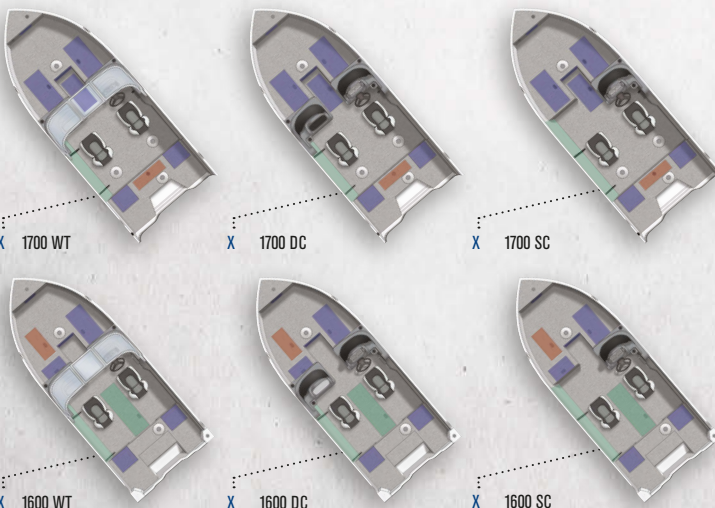
Spacious lockable in-floor rod storage holds five 9' rods. (1600)



Optional stern jump seats maximize cockpit, adding seating without losing storage. (1700 shown)



Cockpit can be configured as a side console, dual console or walk-through windshield.



FLOORPLANS & STORAGE

Livewell Storage Compartment Rod Storage

KEY FEATURES

- > Innovative SureMount Gunnel system w/ accessory mounting brackets
- > Aerated livewell (1600: 15-gal bow; 1700: 13-gal stern)
- > 1600 in-floor locker holds five 9' rods; 1700 port stores three 9'6" & two 8' rods
- > Bow & stern casting platforms w/ storage
- > Fiberglass reinforced console w/ fishing features & full gauge package

POPULAR OPTIONS

- > Fish, Sport or Storage Package
- > Port console
- > Walk-through windshield
- > Custom travel cover w/ J-Hook snapless design
- > Jump seats



MODELS > 1650 / 1450

DISCOVERY



1650 DISCOVERY
Shown in Black Metallic

NEW

NEW

SPECIFICATIONS

	1650	1450
OVERALL LENGTH	16'6" (5.03 m)	14'9" (4.49 m)
BOAT/MOTOR/TRAILER LENGTH	20'10" (6.35 m)	19'5" (5.92 m)
BOAT/MOTOR/TRAILER WIDTH	6'4" (1.93 m)	6'4" (1.93 m)
BOAT/MOTOR/TRAILER HEIGHT	5'9" (1.75 m)	5'9" (1.75 m)
BEAM	75.5" (192 cm)	75.5" (192 cm)
CHINE WIDTH	58" (147 cm)	58" (147 cm)
MAX. DEPTH	33.5" (85 cm)	33.5" (85 cm)
MAX. COCKPIT DEPTH	21.5" (55 cm)	21.5" (55 cm)
TRANSOM HEIGHT	20" (51 cm)	20" (51 cm)
DEADRISE	6°	6°
WEIGHT (BOAT ONLY)	875# (397 kg) SC 835# (379 kg) Tiller	765# (347 kg) SC 725# (329 kg) Tiller
MAX. WEIGHT CAPACITY	1,250# (567 kg)	1,080# (490 kg)
MAX. PEOPLE CAPACITY	5	4
MAX. HP CAPACITY	60	40
FUEL CAPACITY	Portable	Portable
ALUMINUM GAUGE BOTTOM	0.100"	0.100"



Learn more on page 3.

EXPLORE WITH CONFIDENCE

The all-new 1650/1450 Discovery will change your fishing game forever. Available in a Side Console or Tiller configuration, this rough-and-ready multispecies boat is easy to trailer, reliable and affordable.

DISCOVERY

1650 / 1450



1450 DISCOVERY
Shown in Storm Blue Metallic

AVAILABLE COLORS

Base Color | Accent Color | Interior Color

		Summit White Summit White Gray
		Storm Blue Metallic Storm Blue Metallic Gray
		Silver Metallic Silver Metallic Gray
		Summit White Red Flame Metallic Gray*
		Summit White Silver Metallic Gray*
		Silver Metallic Black Metallic Gray*
		Silver Metallic Blue Flame Metallic Gray*
		Olive Drab Olive Drab Tan*

Olive Drab includes Mossy Oak® Shadowgrass upholstery and tan vinyl flooring. (Tiller only) * = Optional colors



Center in-floor locking rod storage with four tubes. (1650: 9' capacity; 1450: 7' capacity)



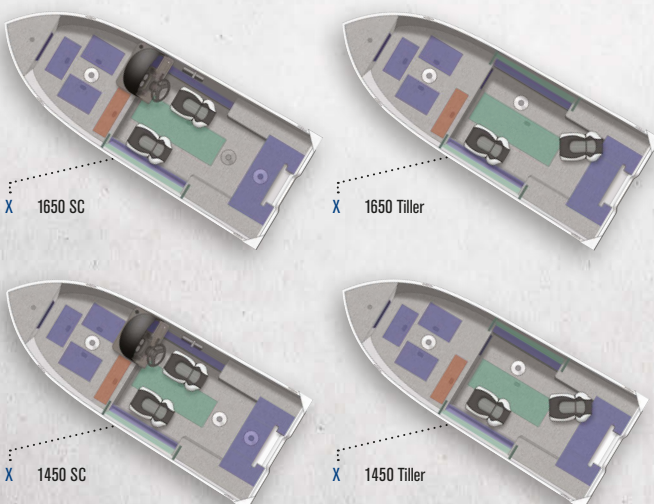
Dual storage compartments hold battery and up to two portable fuel tanks.



Tiller and Side Console configurations available. (Tiller shown)



Large bow has 11-gal. aerated livewell, two large storage compartments, battery storage and cubby.



FLOORPLANS & STORAGE

Livewell Storage Compartment Rod Storage

KEY FEATURES

- > Innovative SureMount Gunnel system w/ accessory mounting brackets
- > 11-gal. aerated bow livewell
- > NEW! Center in-floor locking rod storage (1650: 9' capacity; 1450: 7' capacity)
- > NEW! Quick-access port rod rack holds 2 rods (1650: 9' capacity; 1450: 7' capacity)
- > Ample storage in bow, stern and under gunnels can accommodate two 6-gal. portable fuel tanks

POPULAR OPTIONS

- > Side Console and Tiller configurations available. Side Console features a stylish design and upgraded features
- > NEW! Boss® stereo w/ Bluetooth, USB and 2 speakers
- > Gauge package (Side Console)
- > Big Tiller handle (Tiller)
- > Custom travel cover w/ J-Hook snapless design

TIME-TESTED TOUGHNESS

Robust performance and rock-solid reliability have made the Kodiak a favorite among fishing lodges and serious anglers for years. Made from 0.100" gauge aluminum, you'll get there and back with assurance.




MODEL > 1800

KODIAK



1800 KODIAK
Shown in Silver Metallic



Spacious bow deck features 22-gal. aerated livewell, two large storage compartments, battery storage and forward cubby. Quick-access port rod rack holds four rods (additional starboard locking rod storage). Large open floorplan, available in Side Console or Tiller.

SPECIFICATIONS

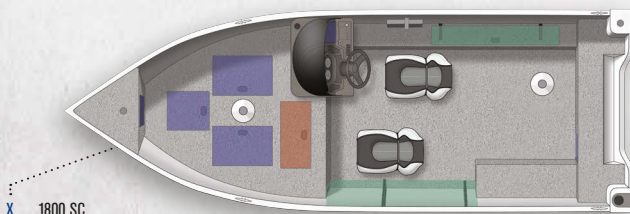
SPECIFICATIONS	1800 SC	1800 TILLER
OVERALL LENGTH	18' (5.48 m)	18' (5.48 m)
BOAT/MOTOR/TRAILER LENGTH	21'2" (6.45 m)	21'2" (6.45 m)
BOAT/MOTOR/TRAILER WIDTH	7' (2.13 m)	7' (2.13 m)
BOAT/MOTOR/TRAILER HEIGHT	5'9" (1.75 m)	5'9" (1.75 m)
BEAM	78" (198 cm)	78" (198 cm)
CHINE WIDTH	60" (152 cm)	60" (152 cm)
MAX. DEPTH	36" (91 cm)	36" (91 cm)
MAX. COCKPIT DEPTH	21.5" (55 cm)	21.5" (55 cm)
TRANSOM HEIGHT	20" (51 cm)	20" (51 cm)
DEADRISE	10°	10°
WEIGHT (BOAT ONLY)	920# (417 kg)	820# (372 kg)
MAX. WEIGHT CAPACITY	1,375# (624 kg)	1,375# (624 kg)
MAX. PEOPLE CAPACITY	6	6
MAX. HP CAPACITY	75	70
FUEL CAPACITY	19 gal. (72 L)	19 gal. (72 L)
ALUMINUM GAUGE BOTTOM	0.100"	0.100"

AVAILABLE COLORS

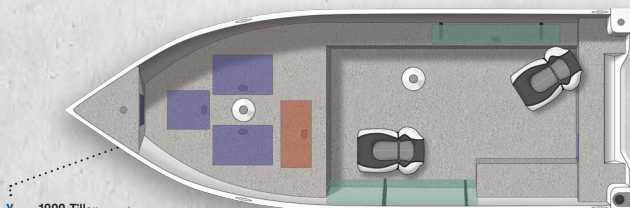
Base Color | Accent Color | Interior Color

		Summit White Summit White Gray
		Storm Blue Metallic Storm Blue Metallic Gray
		Silver Metallic Silver Metallic Gray
		Summit White Red Flame Metallic Gray*
		Summit White Silver Metallic Gray*
		Silver Metallic Black Metallic Gray*
		Silver Metallic Blue Flame Metallic Gray*
		Olive Drab Olive Drab Tan*

Olive Drab includes Mossy Oak® Shadowgrass upholstery and tan vinyl flooring. (Tiller only)
* = Optional colors



X 1800 SC



X 1800 Tiller

FLOORPLANS & STORAGE

Livewell Storage Compartment Rod Storage

KEY FEATURES

- > Innovative SureMount Gunnel system w/ accessory mounting brackets
- > 22-gal. aerated bow livewell w/ light
- > Three bow storage compartments
- > Heavy-duty .100" gauge aluminum hull bottom
- > Starboard locking rod storage holds up to 7' rods

POPULAR OPTIONS

- > Side Console and Tiller configurations available
- > Bow cargo netting
- > Gauge package (Side Console)
- > Battery chargers
- > NEW! Automatic bilge pump



Learn more on page 3.

RESILIENT AND RELIABLE

Long-lasting durability is the CRV's MO. For an affordable price, diehard anglers can set out with ease and stay out in comfort. Follow the fish from dawn to dusk in the security of the CRV.



CRV
Shown in Black Metallic

Get into the action with roomy bow bench seats. Stern split bench seats make for easy access to the engine and allow for maneuverability from bow to stern (1467 & 1667). Pull in and push off effortlessly thanks to sturdy, built-in bow handles.

AVAILABLE COLORS

- Aluminum
- Black

Interior is Matte Gray.

SPECIFICATIONS

SPECIFICATIONS	1667	1467	1457	1257
OVERALL LENGTH	16' (4.88 m)	13'11" (4.24 m)	14'1" (4.29 m)	12'1" (3.68 m)
BEAM	67" (170 cm)	67" (170 cm)	57" (145 cm)	57" (145 cm)
TRANSOM HEIGHT	15" (38 cm)	15" (38 cm)	15" (38 cm)	15" (38 cm)
WEIGHT (BOAT ONLY)	295# (134 kg)	271# (123 kg)	147# (67 kg)	110# (50 kg)
MAX. WEIGHT CAPACITY	1,100# (499 kg)	1,010# (458 kg)	734# (333 kg)	585# (266 kg)
MAX. PEOPLE CAPACITY	5	5	4	3
MAX. HP CAPACITY	30	20	15	10
FUEL CAPACITY	Portable	Portable	Portable	Portable
ALUMINUM GAUGE BOTTOM	0.072"	0.064"	0.050"	0.050"
NUMBER OF RIBS	14	12	7	7

KEY FEATURES

- > Lightweight and affordable
- > Cast bow plate w/ lifting handles
- > Bench seats
- > Split stern seats (1467, 1667)
- > Oar locks (1257, 1457)

POPULAR OPTIONS

- > Walk-through floor (1467, 1667)
- > 20" transom (1467, 1667)
- > Hullside graphics package (1467, 1667)



1667 X



1467 X



1457 X



1257 X



CRV

MODELS > 1667 / 1467 / 1457 / 1257



Learn more on page 3.

FEATURES & OPTIONS



Below are just some of the features and options available to tailor your Crestliner to your personal style of boating and fishing. For more information please visit www.crestliner.com *Not all features are available on all boats.



SUREMOUNT GUNNEL SYSTEM Includes new rod holder and mounting brackets that slide accessories along the gunnel for perfect placement.



SUREMOUNT DOWNRIGGER BRACKET Fits the SureMount Gunnel system for easy mounting and enhances your deep-water fishing game.



ANCHOR LOCKER An innovative feature, the optional anchor system occupies a forward bulkhead and includes a Danforth® anchor, bollard, anchor roller and tie-off cleat.



SNAP-IN CARPET For extra comfort underfoot, add Snap-In Carpet runners, custom-fitted to your Crestliner. Available for models with vinyl flooring.



BOW PLATFORM PAD The Bow Platform Pad with bolsters creates a spacious lounge area and cushioned sundeck atop the bow platform.



BUTT SEAT Crestliner's Butt Seat gives fishermen a sturdy spot to sit or lean against (when rotated 180 degrees).



DELUXE SEAT The Deluxe Seat is extra wide for added comfort. The cushioned backrest conveniently folds down.



PRO SEAT Fishermen on longer treks will appreciate the additional support of the high-backed Pro-Style Seats.



RECLINING CAPTAIN'S CHAIR Dual armrests and supple cushioning make the Reclining Captain's Chair a popular choice among anglers who value comfort.

SUREMOUNT ACCESSORIES Attach and slide along SureMount Gunnel system for perfect placement.



TOOL HOLDER



ACCESSORY BAG



TACKLE BAG



DRINK HOLDER



CUTTING STATION



FENDER HOLDER



REMOVABLE SKI PYLON All types of watersports are in reach with the optional Ski Pylon. (Available on Sportfish, Super Hawk and Vision.)



TURBOSWING® Pull thrill-seekers with the TurboSwing® tow bar and EZpulley™. Available on Fish Hawk and Raptor.



WASHDOWN SYSTEM Easily hose down your Crestliner after a tough day of fishing with the heavy-duty Washdown System.



MAD FISH GRAPHICS Show your Team Crestliner love while showing the competition that you mean business with ferocious Mad Fish Graphics.



NEW! SHOCK EFFECT WRAP The Shock Effect Wrap has a dynamic look that says serious fishing.



J-HOOK HAMMOCK Relax with the innovative J-Hook Hammock with a pillow pocket. Available on Sportfish and Super Hawk (excluding 1650).



TRAVEL COVER WITH J-HOOK The snug, custom-cut travel cover attaches securely to extruded gunnels with easy on/off snapless J-Hooks. Walk-through models have a new ratchet design without poles.



FULL CANVAS Available options include side curtains, aft/drop curtain, suntop, Bimini top and tonneau cover. Covers attach securely to extruded gunnels thanks to Crestliner's easy on/off snapless J-Hooks. (Ensure proper ventilation.)

Options vary depending on model.

FEATURES & OPTIONS



These are just some of the features and options available. Please see crestliner.com and your local dealer for more information. Some features/options may change based on layout.

2016 BOAT LINEUP

	2150 SPORTFISH	1950 SPORTFISH	1850 SPORTFISH	1950 SUPER HAWK	1850 SUPER HAWK	1750 SUPER HAWK	1650 SUPER HAWK	2250 & 2050 AUTHORITY
CONSOLE								
Console Configurations Offered	WT	WT	WT	WT	WT	WT	WT	WT
SEATING								
Deluxe Fishing Seats	-	-	-	4	3	2	2	-
Pro Fishing Seats	4	4	4	0	0	0	0	4
Optional Seating	BT/PP/RC	BT/PP/RC	BT/PP/RC	BT/PP/RC	BT/PP/RC	BT/PP/RC	BT/PP	BT/PP/RC
Conversion Bow / Bow Platform Pad	● / ○	● / ○	● / ○	● / ○	● / ○	● / ○	● / ○	- / -
Conversion Bench / Jump Seats	-(OB) / ●(OB)*	○(OB) / ○(OB)*	○(OB) / ○(OB)*	○ / ○	○ / ○	○ / ○	○ / ○	- / ○
STORAGE								
Bow Cargo Netting	○	○	○	○	○	○	○	○
Lockable Under Console Storage Drawers (Port / Starboard)	- / ○	- / ○	- / ○	- / ○	- / ○	- / ○	- / -	- / -
Storage Compartment(s)	●L	●L	●L	●L	●L	●L	●L	●
Rod Storage Compartment(s)	●L	●L	●L	●L	●L	●L	-	●L
Livewell	A R	A R	A R	A	A	A	A	A
Baitwell (Bow / Stern)	- / -	- / -	- / -	- / -	- / -	- / -	- / -	- / -
STEERING								
No Feedback Steering	-	-	-	-	●	●	●	-
Hydraulic Steering (recommended with 150 hp or more)	●	●	●	●	○	○	○	●
Tilt Steering / Helm Seat Slider	● / ●	● / ●	● / ●	● / ●	○ / ●	○ / ●	○ / ○	● / ●
ELECTRONICS								
Bilge Pump	●	●	●	●	●	●	●	●
Battery Charger	○	○	○	○	○	○	○	○
Dual® Stereo	○	○	○	○	○	○	○	○
Boss® Stereo	●	●	●	●	●	●	○	●
Depth Finder (Console / Bow)	○ / ○	○ / ○	○ / ○	○ / ○	○ / ○	○ / ○	○ / ○	○ / ○
ANCILLARY POWER								
Kicker Outboard	○	○	○	○	○	○	-	○
Bow Trolling Motor	○	○	○	○	○	○	○	○
INTERIOR								
Carpet	●	●	●	●	●	●	●	-
Vinyl Floor (Cockpit & Decks)	○	○	○	○	○	○	○	●
Vinyl Floor (Cockpit Only)	○	○	○	○	○	○	○	-
Snap-in Carpet	○	○	○	○	○	○	○	○
CANVAS COVERS								
J-Hook Travel Cover	○	○	○	○	○	○	○	○
Suntop with Boot	○	○	○	○	○	○	○	○
Bimini Top	○	○	○	○	○	○	○	-
Side Curtains	○	○	○	○	○	○	○	○
Aft Curtains	○	○	○	○	○	○	○	-
Drop Curtain	-	-	-	-	-	-	-	○
Tonneau Cover	○	○	○	○	○	○	○	○
MISCELLANEOUS								
Port Console	●	●	●	●	●	●	●	●
Stainless Steel Retractable Cleats/Flip-Up Cleats	● / -	● / -	● / -	- / ○	- / ○	- / ○	- / ○	● / -
Washdown System	○	○	○	○	○	○	○	○
Swim Platform w/ Ladder / Reboarding Ladder	●SST (○OB)/●OB: ●SST (○OB)/●OB: ●SST (○OB)/●OB:	○ / ●	○ / ●	○ / ●	○ / ●	○ / ●	○ / ●	● / -
Ski Pylon / TurboSwing® Tow	●SST (○OB)/-	●SST (○OB)/-	●SST (○OB)/-	○ / -	○ / -	○ / -	○ / -	- / -
Stainless Steel Rails (Bow / Stern)	● / -	● / -	● / -	- / -	- / -	- / -	- / -	● / -
SureMount Gunnel System	●	●	●	●	●	●	●	●

* N/A for all SST

LEGEND: ● = Standard ○ = Optional - = Not Available

CONSOLE: DC = Dual Console SC = Side Console TL = Tiller WT = Walk-through Windshield

SEATING: BT = Butt Seat with Pedestal PP = Power Pedestal RC = Reclining Captain's Chair Seat with Armrests and Slider

STORAGE/LIVEWELL: L = Lockable A = Aerated R = Standard Recirculating System ® = Optional Recirculating System

Every effort was made to ensure accuracy at press time. Crestliner assumes no responsibility for errors in type or in print.

1850 COMMANDER	2100 RAPTOR	1850 RAPTOR	1750 RAPTOR	1950 FISH HAWK	1850 & 1750 FISH HAWK	1650 FISH HAWK	1850 & 1750 PRO TILLER	1650 PRO TILLER	1700 VISION	1600 VISION	1800 KODIAK	1650 & 1450 DISCOVERY
WT	WT	WT/SC/DC	WT/SC/DC	WT/SC/DC	WT/SC/DC	WT/SC/DC	TL	TL	WT/SC/DC	WT/SC/DC	SC/TL	SC/TL
2	-	-	-	2	2	2	2	2	2	2	2	2
○	2	2	2	○	○	○	○	○	-	-	-	-
PP/RC	BT/PP/RC	BT/PP/RC	BT/PP/RC	BT/PP	BT/PP	BT/PP	BT/PP	BT/PP	BT	BT	-	-
-/-	-/-	-/-	-/-	-/-	-/-	-/-	-/-	-/-	-/○	-/○	-/-	-/-
-/○	○/-	○/-	○/-	○/-	○/-	○/-	-/-	-/-	-/○	-/○	-/-	-/-
○	●	●	●	○	○	○	○	○	○	○	○	○
-/-	-/●	-/●	-/●	-/○	-/○	○/○	●/-	●/-	-/-	-/-	-/-	-/-
●L	●L	●L	●L	●L	●L	●	●	●	●	●	●	●
●L	●L	●L	●L	●L	●L	●L	●L	●L	●/○L	●L/○L	●L	●L
A	AR	AR	AR	A®	A®	A	A®	A	A	A	A	A
-/-	●/●	●/●	●/●	○/●	○/-	○/-	○/●	○/●	-/-	-/-	-/-	-/-
-	-	●	●	-	●	●	-	-	●	●	●(n/a TL)	●(n/a TL)
○	●	○	○	●	○	○	○	○	-	-	-	-
○/○	●/●	●/●	●/●	●/●	○/●	○/○	-/-	-/-	-/-	-/-	-/○	-/○
●	●	●	●	●	●	●	●	●	●	●	●	●
○	○	○	○	○	○	○	○	○	○	○	○	○
○	○	○	○	○	○	○	-	-	-	-	-	-
○	●	●	●	○	○	○	○	○	○	○	-	○
○/○	○/○	○/○	○/○	○/○	○/○	●/○	○/○	○/○	○/○	○/○	○/○	○/○
○	○	○	○	○	○	-	○	-	-	-	-	-
○	○	○	○	○	○	●	○	○	○	○	○	○
-	-	●	●	●	●	●	●	●	●	●	●	●
●	○	○	○	○	○	○	○	○	○	○	○	○
-	●	○	○	○	○	○	○	○	○	○	○	○
-	○	○	○	○	○	○	-	-	-	-	-	-
○	○	○	○	○	○	○	○	○	○	○	○	○
○	○	○WT	○WT	○WT	○WT	○WT	-	-	-	-	-	-
-	-	○	○	○	○	○	-	-	○	○	-	-
○	○	○WT	○WT	○WT	○WT	○WT	-	-	○WT	○WT	-	-
-	○	○WT	○WT	○WT	○WT	○WT	-	-	○WT	-	-	-
○	-	-	-	-	-	-	-	-	-	○WT	-	-
○	○	○WT	○WT	○WT	○WT	○WT	-	-	○WT	○WT	-	-
●	●	○	○	○	○	○	-	-	○	○	-	-
-/-	●/-	●/-	●/-	-/○	-/○	-/○	-/○	-/○	-/-	-/-	-/-	-/-
○	○	○	○	○	○	○	○	○	-	-	-	-
-/●	-/●	-/●	-/●	○/●	○/●	○/●	-/●	-/●	○/●	○/●	-/●	-/●
-/-	-/○	-/○	-/○	-/○	-/○	-/○	-/-	-/-	○/-	○/-	-/-	-/-
○/-	-/-	-/-	-/-	-/-	-/-	-/-	-/-	-/-	-/-	-/-	-/-	-/-
●	●	●	●	●	●	●	●	●	●	●	●	●

COLOR OPTIONS



Below are the interior and exterior paint, carpet and vinyl color options available on the Crestliner models shown on pages 6-39. Not all color options are available on all boats. **Printed colors may vary from actual paint, carpet and vinyl.*

PAINT OPTIONS




Blue Flame Metallic



Silver Metallic




Red Flame Metallic



Storm Blue Metallic



Black Metallic



Summit White



Olive Drab (Discovery & Kodiak Tiller Only)

CARPET SWATCHES



Gray Carpet



Tan Carpet

VINYL FLOORING



Gray Vinyl



Tan Vinyl

VINYL SEATING



Gray Vinyl



Tan Vinyl

2016

VT

TC

STORM

BAY

COAST EDITION

INTRUDER

RETRIEVER

OUTLOOK

CR JON





SOME THINGS ARE JUST BUILT TO PERFORM.

Welded to stand the test of time: no leaks, no caught lines, no wood and no maintenance. Along with countless innovations seamlessly integrated into the design, there is no doubt where the finest boats on the water come from.



MULTI X HULL

Crestliner Mod-V hulls utilize a multi-piece design with formed-in strakes built into the construction and extruded longitudinal ribs under the decking—producing superior strength, stability and durability.

EXTRUDED FULL-LENGTH KEEL

The backbone of every Mod-V, the extruded full-length keel is constructed using an interlocking tongue and groove seam construction system—creating a smooth ride that proves there isn't a boat designed with more precision or durability in mind.

WELDING PROCESS

Crestliner employs handcrafted, continuously welded seams on our hull for unbeatable strength, durability, and a watertight fit.



UNMATCHED STRUCTURAL INTEGRITY

Underneath the floor of a Crestliner is an intricate stringer foundation that supports every inch of the boat, ensuring a safe, smooth ride.

WOOD-FREE CONSTRUCTION

From rugged transoms to solid decking, the Mod-V line up gives you the consistency and quality of 100% aluminum construction.

BROAD BEAM DESIGN

With an advanced broad beam design, Crestliner Mod-Vs have more deck space and sport larger casting platforms—perfect for fishing all day.

SAFETY & FLOTATION

All Crestliner boats meet or exceed Coast Guard flotation regulations by featuring form-fitting foam that boosts flotation, deadens sound and contributes to a more stable ride.



DETAILED FINISH

Every Crestliner features hand-sanded hulls and oven-baked paint for a durable, high-gloss coat. For camouflage, Mossy Oak® and Realtree® stencils are used to create multi-layered cover.


SUREMOUNT GUNNEL ACCESSORY SYSTEM

With this Crestliner-exclusive, mount your favorite accessories without drilling a single hole into your gunnel.



SUPERIOR FISHING FEATURES

With large, aerated livewells, ample storage, wide beams and spacious casting platforms, Crestliners have everything you need to toss a line and pull in a trophy.



INDUSTRY'S STRONGEST WARRANTY

Crestliner was the first to offer a limited lifetime warranty on all mainseam welds and a 3-year bow-to-stern warranty on virtually everything else. Then it got better—Crestliner's warranty is transferable to future owners.

(Warranty differs on CR Jon and CRV Utility boats)

ENDURING QUALITY

At Crestliner, integrity and passion drive every decision, from the builders who make the boats to the anglers who use them. We take pride in our generations of engineering innovation—designing boats that last generations too.



CSI Award recipient
8 years running

"When you're fishing for a living, you go with the best! That's why I run a Crestliner."

John Cox

*Crestliner National Pro Team
2nd place: 2015 FLW Angler of the Year
2010 FLW Angler of the Year
Bassmasters Circuit Competitor*



MODELS > 19 / 18 / 17

VT



VT 18
Shown in Blue Flame Metallic

SPECIFICATIONS

	VT 19	VT 18	VT 17
OVERALL LENGTH	19' (5.79 m)	18'5" (5.61 m)	17'6" (5.33 m)
BOAT/MOTOR/TRAILER LENGTH	21'6" (6.55 m)	21'6" (6.55 m)	19'11" (6.07 m)
BOAT/MOTOR/TRAILER WIDTH	8' (2.44 m)	8' (2.44 m)	8' (2.44 m)
BOAT/MOTOR/TRAILER HEIGHT	5'10" (1.78 m)	5'10" (1.78 m)	5'9" (1.75 m)
BEAM	92.25" (234 cm)	92.25" (234 cm)	92.25" (234 cm)
CHINE WIDTH	64" (163 cm)	64" (163 cm)	64" (163 cm)
SIDE DEPTH	24" (61 cm)	24" (61 cm)	24" (61 cm)
TRANSOM HEIGHT	20" (51 cm)	20" (51 cm)	20" (51 cm)
DEADRISE	10°	10°	10°
WEIGHT (BOAT ONLY)	1,135# (515 kg)	1,126# (511 kg)	1,106# (502 kg)
MAX. WEIGHT CAPACITY	1,344# (610 kg)	1,223# (555 kg)	1,223# (555 kg)
MAX. PEOPLE CAPACITY	4	4	4
MAX. HP CAPACITY	150	115	80
FUEL CAPACITY	21 gal. (79.5 L)	21 gal. (79.5 L)	21 gal. (79.5 L)
ALUMINUM GAUGE BOTTOM	0.100"	0.100"	0.100"



Learn more on page 47.

RUGGED AND READY

The VT series takes hardcore anglers all the way to the top of the leaderboard. Powerful performance and unmatched stability get you on the fish fast.

VT

19 / 18 / 17



VT 17
Shown in Red Flame Metallic



VT 19
Shown in Blue Flame Metallic

AVAILABLE COLORS

Base Color | Accent Color | Interior Color

		Aluminum Black Metallic Gray
		Aluminum Blue Flame Metallic Gray
		Aluminum White Gray
		Aluminum Red Flame Metallic Gray
		Aluminum Silver Metallic Gray
		Aluminum Storm Blue Metallic Gray
		Mossy Oak® Breakup Mossy Oak® Breakup*
		Mossy Oak® Shadowgrass Mossy Oak® Shadowgrass*

Interior standard is gray carpet. Silver Metallic base available with all accent colors as special option. Optional Crest-Liner interior coating in Matte Gray available with any standard exterior color. Mad Fish Graphics and Shock Effect Wrap available as special option. * = Optional colors



Bow platform with center rod locker plus dual gear/rod storage compartments. (VT 19)



Cockpit offers three-across seating with 60/40 split storage below.



Feature-rich console features gauges, cup holder and space for 7" electronics.



The aerated 22-gal. stern livewell includes a timer and space for a bait bucket.



X VT 19

X VT 18

X VT 17

FLOORPLANS & STORAGE

Livewell Storage Compartment Rod Storage

KEY FEATURES

- > Innovative SureMount Gunnel system with accessory mounting brackets
- > Optimal layout for the ultimate bass-fishing experience
- > Bow and stern casting decks w/ rod and storage compartments
- > Aerated 22-gal. stern livewell w/ timer
- > Feature-filled stylish console w/ space for 7" electronics

POPULAR OPTIONS

- > LED cockpit accent lighting
- > Three bow pedestal bases (one standard)
- > Port console w/ drink holder, glove box and visor (VT 18 and 19 only)
- > Console windscreen
- > VT Pro Edition Package: upgraded trolling motor and wiring harness, recirculating livewell system, automatic bilge, ratchet straps, mag wheel trailer and pro hullside badge



MODELS > 19 / 18 / 17

TC



TC 19
Shown in Black Metallic

NATIONAL PRO TEAM MEMBER JOHN COX

NEW

SPECIFICATIONS	TC 19	TC 18	TC 17
OVERALL LENGTH	19' (5.79 m)	18'3" (5.60 m)	17'6" (5.33 m)
BOAT/MOTOR/TRAILER LENGTH	21'6" (6.55 m)	21'6" (6.55 m)	19'11" (6.07 m)
BOAT/MOTOR/TRAILER WIDTH	8' (2.44 m)	8' (2.44 m)	8' (2.44 m)
BOAT/MOTOR/TRAILER HEIGHT	5'10" (1.78 m)	5'10" (1.78 m)	5'9" (1.75 m)
BEAM	92.25" (234 cm)	92.25" (234 cm)	92.25" (234 cm)
CHINE WIDTH	64" (163 cm)	64" (163 cm)	64" (163 cm)
SIDE DEPTH	24" (61 cm)	24" (61 cm)	24" (61 cm)
TRANSOM HEIGHT	20" (51 cm)	20" (51 cm)	20" (51 cm)
DEADRISE	10°	10°	10°
WEIGHT (BOAT ONLY)	1,135# (515 kg)	1,126# (511 kg)	1,106# (502 kg)
MAX. WEIGHT CAPACITY	1,344# (610 kg)	1,223# (555 kg)	1,223# (555 kg)
MAX. PEOPLE CAPACITY	4	4	4
MAX. HP CAPACITY	150	115	80
FUEL CAPACITY	21 gal. (79.5 L)	21 gal. (79.5 L)	21 gal. (79.5 L)
ALUMINUM GAUGE BOTTOM	0.100"	0.100"	0.100"



Learn more on page 47.

COMPETE WITH CONFIDENCE

This crappie rig is built for tournament success. A spacious bow, two livewells and a bait bucket let you focus on the fish and beat the competition.

TC

19 / 18 / 17



TC 18
Shown in Shock Effect Wrap



TC 17
Shown in Red Flame Metallic

AVAILABLE COLORS

Base Color | Accent Color | Interior Color

		Aluminum Black Metallic Gray
		Aluminum Blue Flame Metallic Gray
		Aluminum White Gray
		Aluminum Red Flame Metallic Gray
		Aluminum Silver Metallic Gray
		Aluminum Storm Blue Metallic Gray
		Mossy Oak® Breakup Mossy Oak® Breakup*
		Mossy Oak® Shadowgrass Mossy Oak® Shadowgrass*

Interior standard is gray carpet. Silver Metallic base available with all accent colors as special option. Optional Crest-Liner interior coating in Matte Gray available with any standard exterior color. Mad Fish Graphics and Shock Effect Wrap available as special option. * = Optional colors



Lockable port rod compartment makes for quick access to rods up to 9" on TC 18 & 7'6" on TC 17/19.




The aerated 22-gal. stern livewell includes a timer and space for a bait bucket.



Spacious bow deck with rod locker, storage and 15-gal. aerated livewell with bait bucket. (TC 19)



In the bow, an aerated 18-gal. livewell and timer are easily accessible. (TC 18)



X TC 19

X TC 18

X TC 17

FLOORPLANS & STORAGE

Livewell Storage Compartment Rod Storage

KEY FEATURES

- > Innovative SureMount Gunnel system with accessory mounting brackets
- > Bow and stern aerated livewells w/ timer and bucket
- > Three bow pedestal bases
- > Bow and stern casting decks w/ storage
- > Port locking rod compartments (TC 19 also has starboard locking rod storage)

POPULAR OPTIONS

- > Crest-Liner interior coating
- > LED cockpit accent lighting
- > Console windscreen
- > NEW! Shock Effect Wrap
- > TC Pro Edition Package: upgraded trolling motor and wiring harness, recirculating livewell system, automatic bilge, ratchet straps, mag wheel trailer and pro hullside badge



MODELS > 1700 / 1600

STORM



1700 STORM
Shown in Red Flame Metallic

NEW

NEW

SPECIFICATIONS	1700	1600
OVERALL LENGTH	17' (5.18 m)	16' (4.87 m)
BOAT/MOTOR/TRAILER LENGTH	19'4" (5.89 m)	19' (5.79 m)
BOAT/MOTOR/TRAILER WIDTH	6'6" (1.98 m)	6'6" (1.98 m)
BOAT/MOTOR/TRAILER HEIGHT	5'8" (1.72 m)	5'8" (1.72 m)
BEAM	75" (191 cm)	75" (191 cm)
CHINE WIDTH	55" (140 cm)	55" (140 cm)
SIDE DEPTH	20" (51 cm)	20" (51 cm)
TRANSOM HEIGHT	20" (51 cm)	20" (51 cm)
DEADRISE	8°	8°
WEIGHT (BOAT ONLY)	670# (304 kg)	610# (277 kg)
MAX. WEIGHT CAPACITY	1,101# (499 kg)	936# (425 kg)
MAX. PEOPLE CAPACITY	4	3
MAX. HP CAPACITY	60	50
FUEL CAPACITY	Portable	Portable
ALUMINUM GAUGE BOTTOM	0.100"	0.100"

"I have a 1956 Crestliner 14-foot fishing boat that I will be taking my 100-year-old father fishing in soon. The entire family has enjoyed this boat for years and plan on using it into infinity."

Peter Esala

Crestliner owner | Tower, Minnesota



Learn more on page 47.

BUILT FOR BATTLE

The versatile and affordable Storm equips serious anglers for anything that comes their way. Crestliner's aluminum Mod-V hull and dual casting platforms ensure the Storm finishes the job.

STORM

1700 / 1600



1600 STORM
Shown in Aluminum

AVAILABLE COLORS

Base Color | Accent Color | Interior Color

		Aluminum Aluminum Gray
		Aluminum Black Metallic Gray*
		Aluminum Blue Flame Metallic Gray*
		Aluminum White Gray*
		Aluminum Red Flame Metallic Gray*
		Aluminum Silver Metallic Gray*
		Aluminum Storm Blue Metallic Gray*
		Mossy Oak® Breakup Mossy Oak® Breakup*
		Mossy Oak® Shadowgrass Mossy Oak® Shadowgrass*

Interior standard is gray carpet. Optional Crest-Liner interior coating in Matte Gray available with any optional exterior color. * = Optional colors



Well-located 16-gal. bow aerated livewell with bait bucket.



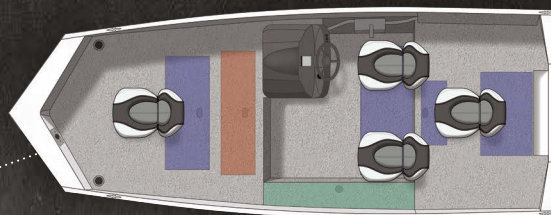
Console includes switch panel, cup holder and in-dash fishfinder.



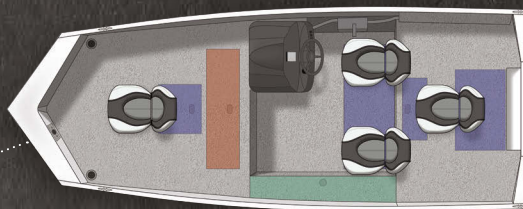
NEW! Lockable port rod storage accommodates five 8' rods.



Flat bow deck includes a large center storage compartment with designated tackle storage. (1700)



X 1700



X 1600

FLOORPLANS & STORAGE

Livewell Storage Compartment Rod Storage

KEY FEATURES

- > NEW! Sleek console includes switch panel, drink holder & Lowrance® Elite 3x Color Fishfinder
- > 16-gal. aerated bow livewell
- > NEW! Port locking rod storage holds five rods at 8' capacity
- > MotorGuide® X3 FW45FB 45" 12V trolling motor
- > Storage under seats

POPULAR OPTIONS

- > Crest-Liner interior coating
- > Multiple paint colors, including camouflage
- > Custom ratchet travel cover
- > NEW! Speedometer and Tachmeter gauges
- > NEW! Crappie Package: 2 additional bow pedestals, 12-gal. stern aerated livewell, bow dry storage step



MODELS > 2200 / 2000

BAY



2000 BAY
Shown in White

NEW

SPECIFICATIONS

	2200	2000
OVERALL LENGTH	22'3" (6.78 m)	20'5" (6.22 m)
BOAT/MOTOR/TRAILER LENGTH	28' (8.53 m)	26' (7.92 m)
BOAT/MOTOR/TRAILER WIDTH	8'10" (2.69 m)	8' (2.44 m)
BOAT/MOTOR/TRAILER HEIGHT	7'6" (2.28 m)	7' (2.13 m)
BEAM	98" (248 cm)	96" (244 cm)
CHINE WIDTH	86.25" (219 cm)	76" (193 cm)
SIDE DEPTH	25" (64 cm)	25" (64 cm)
MAX. COCKPIT DEPTH	18" (46 cm)	—
TRANSOM HEIGHT	24" (61 cm)	20" (51 cm)
DEADRISE	15°	12°
WEIGHT (BOAT ONLY)	2,087# (947 kg)	1,610# (730 kg)
MAX. WEIGHT CAPACITY	1,923# (872 kg)	1,508# (684 kg)
MAX. PEOPLE CAPACITY	8	6
MAX. HP CAPACITY	200	150
FUEL CAPACITY	41 gal. (155 L)	32 gal. (121 L)
ALUMINUM GAUGE BOTTOM	0.125"	0.110"



Learn more on page 47.

BIG WATER, BIG RESULTS

Nothing handles waves and wide-open water better. Cut through rough chop with confidence and haul in your prize thanks to a durable all-welded hull and comfortable seating.

BAY
2200 / 2000



2200 BAY
Shown in Blue Flame Metallic

AVAILABLE COLORS

Base Color | Accent Color | Interior Color

		White White White
		White Red Flame Metallic White*
		White Blue Flame Metallic White*
		Sand Sand Sand
		Sand Red Flame Metallic Sand*
		Sand Blue Flame Metallic Sand*
		Mossy Oak® Breakup Mossy Oak® Breakup*
		Mossy Oak® Shadowgrass Mossy Oak® Shadowgrass*

Interior standard is Crest-Liner interior coating. Shock Effect Wrap and Camouflage Paint both available as special option on the 2000 Bay.

* = Optional colors



Premium fiberglass center console packed with angler-friendly features. (2200)



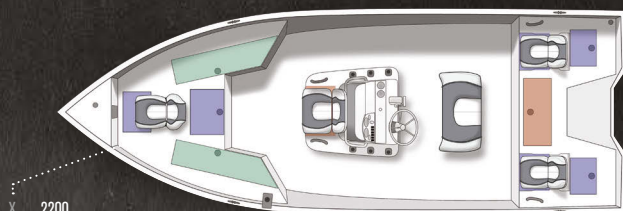
Spacious aft deck has jump seats, 22-gal. aerated livewell and easy-access storage. (2200)



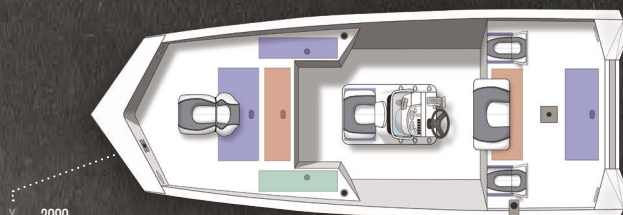
Fiberglass center console with leaning post, vertical rod holders, windscreen and forward seat. (2000)



Bow deck features two rod storage compartments, center storage and 22-gal. aerated livewell. (2000)



X 2200



X 2000

FLOORPLANS & STORAGE

Livewell Storage Compartment Rod Storage

KEY FEATURES

- > Fiberglass center console w/ instrument panel, space for electronics and six vertical rod holders
- > Stern 22-gal. aerated livewell with timer
- > Ample seating, including leaning post w/ cushion, deluxe fishing seat & jump seats
- > Port and starboard rod lockers and vertical rod holders at console
- > Storage compartment in bow and stern decks and below jump seats

POPULAR OPTIONS

- > Blue or Red Flame Metallic accent paint
- > Stainless flip-up cleats
- > Captains Package: 48-qt. cooler, Lowrance® Elite 3x Color fishfinder, MotorGuide® trolling motor (2200 features the Great White Saltwater Edition)
- > Deluxe Package: additional deluxe seat, swim platform w/ ladder, Lowrance® Elite 5 Chirp, stainless steel components (2200)



MODELS > 2000 / 1800

COAST EDITION



1800 COAST EDITION
Shown in Sand

"Was fishing with my dad once in our Crestliner at one of our favorite spots and not having much luck. We had been getting a lot of snags that day and as I was reeling in what I thought was another pile of weeds, a monster pike suddenly appeared on my line."

Gary B.

Crestliner owner | Montreal, Quebec

SPECIFICATIONS

	2000	1800
OVERALL LENGTH	20' (6.09 m)	18' (5.48 m)
BOAT/MOTOR/TRAILER LENGTH	26' (7.92 m)	21' (6.40 m)
BOAT/MOTOR/TRAILER WIDTH	8' (2.43 m)	8' (2.43 m)
BOAT/MOTOR/TRAILER HEIGHT	7' (2.13 m)	6'10" (2.08 m)
BEAM	96" (244 cm)	96" (244 cm)
CHINE WIDTH	70" (178 cm)	70" (178 cm)
SIDE DEPTH	24" (61 cm)	24" (61 cm)
TRANSOM HEIGHT	20" (51 cm)	20" (51 cm)
DEADRISE	3.5°	3.5°
WEIGHT (BOAT ONLY)	1,125# (510 kg)	970# (440 kg)
MAX. WEIGHT CAPACITY	1,862# (844 kg)	1,578# (715 kg)
MAX. PEOPLE CAPACITY	7	7
MAX. HP CAPACITY	150	90
FUEL CAPACITY	19 gal. (72 L)	19 gal. (72 L)
ALUMINUM GAUGE BOTTOM	0.100"	0.100"



Learn more on page 47.

STRONG-WILLED WATER WARRIOR

The ultimate fish-catching tool, the 1800 Coast and 2000 Coast let you ride in comfort, no matter the weather or water. A spacious center console and all-welded hull put control at your fingertips.

COAST EDITION

2000 / 1800



2000 COAST EDITION
Shown in Sand

AVAILABLE COLORS

Base Color | Accent Color | Interior Color

		White White White
		White Red Flame Metallic White*
		White Blue Flame Metallic White*
		Sand Sand Sand
		Sand Red Flame Metallic Sand*
		Sand Blue Flame Metallic Sand*

Interior standard is Crest-Liner interior coating. * = Optional colors



Center console features six vertical rod holders, room for top-mount electronics and optional windscreen.



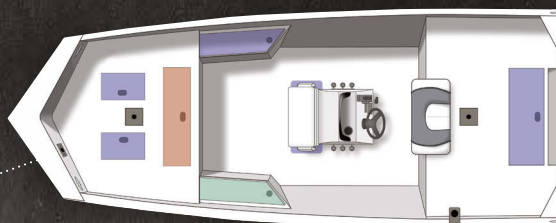
Leaning post with footrest and port and starboard seat cushions on stern deck provide ample seating.



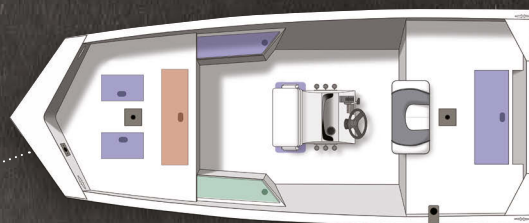
Locking port rod storage holds four 6'6" rods on the 1800 and four 7'6" rods on the 2000.



Bow features a 16-gal. aerated livewell with bait bucket.



X 2000



X 1800

FLOORPLANS & STORAGE

Livewell Storage Compartment Rod Storage

KEY FEATURES

- > Tall, curved aluminum console accepts top-mounted electronics
- > Leaning post w/ footrest
- > 16-gal. aerated bow livewell w/ bait bucket
- > Locking port rod storage holds up to four 7'6" rods (2000) and four 6'6" rods (1800)
- > Port and starboard stern seat cushions

POPULAR OPTIONS

- > Stainless steel flip-up cleats
- > Washdown system
- > 24V bow trolling motor outlet
- > Lock Track accessories
- > Automatic bilge pump



MODELS > 2200 / 2000

INTRUDER



2000 INTRUDER
Shown in Blue Flame Metallic

SPECIFICATIONS

	2200	2000
OVERALL LENGTH	22'3" (6.78 m)	20' (6.10 m)
BOAT/MOTOR/TRAILER LENGTH	28' (8.53 m)	26'6" (8.08 m)
BOAT/MOTOR/TRAILER WIDTH	8'9" (2.67 m)	8'9" (2.67 m)
BOAT/MOTOR/TRAILER HEIGHT	7'6" (2.29 m)	7'6" (2.29 m)
BEAM	96" (244 cm)	96" (244 cm)
CHINE WIDTH	88.5" (225 cm)	88.5" (225 cm)
SIDE DEPTH	26" (66 cm)	26" (66 cm)
MAX. COCKPIT DEPTH	20" (51 cm)	20" (51 cm)
TRANSOM HEIGHT	24" (61 cm)	24" (61 cm)
DEADRISE	15°	15°
WEIGHT (BOAT ONLY)	2,134# (968 kg)	1,703# (772 kg)
MAX. WEIGHT CAPACITY	1,974# (895 kg)	1,613# (732 kg)
MAX. PEOPLE CAPACITY	8	6
MAX. HP CAPACITY	250	175
FUEL CAPACITY	41 gal. (155 L)	41 gal. (155 L)
ALUMINUM GAUGE BOTTOM	0.125"	0.125"



Learn more on page 47.

MORE SPACE, MORE ACTION

The spacious and dependable Intruder features huge livewells for holding catfish, muskie and more. Swift maneuverability means no bend or cove is out of reach.

INTRUDER

2200 / 2000



2200 INTRUDER
Shown in Black Metallic

AVAILABLE COLORS

Base Color | Accent Color | Interior Color

		Matte Black Matte Black Matte Gray
		Silver Metallic Silver Metallic Matte Gray*
		Red Flame Metallic Red Flame Metallic Matte Gray*
		Blue Flame Metallic Blue Flame Metallic Matte Gray*
		Black Metallic Black Metallic Matte Gray*

Interior standard is Crest-Liner interior coating. Mad Fish Graphics available as special option. * = Optional colors



The 2200's 100-gal., 64" and the 2000's 80-gal., 60" dual-pump stern livewells keep fish lively.



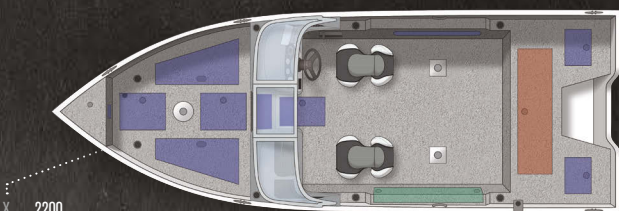
Maneuver easily with a spacious cockpit layout and large bow and stern casting decks.



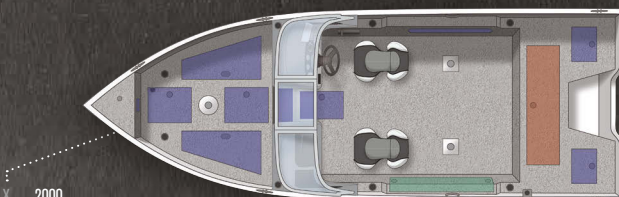
New fiberglass-reinforced console features instrument panel and space for 10" electronics.



Bow deck has large storage compartments, forward anchor locker and more.



X 2200



X 2000

FLOORPLANS & STORAGE

Livewell Storage Compartment Rod Storage

KEY FEATURES

- > Dual-pump, aerated stern livewell (2000: 80-gal., 60"; 2200: 100-gal., 64")
- > Fiberglass-reinforced console with space for 10" electronics
- > NEW! Port console and walk-through windshield standard
- > Four-piece all-welded aluminum hull w/ variable-degree deadrise
- > Lockable port rod storage (2000: 8' rods; 2200: 9' rods)

POPULAR OPTIONS

- > Helm and passenger recliners w/ armrests
- > 22-gal. aerated center bow baitwell w/ timer
- > Three-bank battery charger
- > Vertical rod holders (holds 6 rods)
- > Catfish Edition Package: 22-gal. aerated center bow baitwell, washdown system, 12V bow power outlet, ratchet straps and Catfish Edition designator

SUCCESS IN SIGHT

Whether you're fishing or hunting, the capable control of the Retriever CC keeps you on top of all your pursuits. A tall center console gives you a perfect view of all you set your sights on.



MODELS > 2070 / 1860

RETRIEVER CC



2070 CC
Shown in Mossy Oak® Shadowgrass



Easy-access 16-gal. aerated livewell. Jet-engine tunnel hull option (1860). Aluminum console with fuel gauge, space for electronics, six vertical rod holders and optional windscreen.


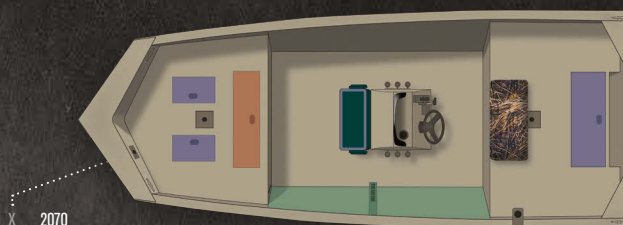
SPECIFICATIONS

	2070	1860
OVERALL LENGTH	20' (6.09 m)	18' (5.48 m)
BOAT/MOTOR/TRAILER LENGTH	23' (7.01 m)	21' (6.40 m)
BOAT/MOTOR/TRAILER WIDTH	8' (2.43 m)	8' (2.43 m)
BOAT/MOTOR/TRAILER HEIGHT	6'10" (2.08 m)	6'10" (2.08 m)
BEAM	96" (244 cm)	85" (216 cm)
CHINE WIDTH	70" (178 cm)	60" (152 cm)
SIDE DEPTH	24" (61 cm)	24" (61 cm)
TRANSOM HEIGHT	20" (51 cm)	20" (51 cm)
DEADRISE	3.5°	3.5°
WEIGHT (BOAT ONLY)	1,125# (510 kg)	970# (440 kg)
MAX. WEIGHT CAPACITY	1,862# (844 kg)	1,578# (715 kg)
MAX. PEOPLE CAPACITY	7	7
MAX. HP CAPACITY	150	90
FUEL CAPACITY	19 gal. (72 L)	19 gal. (72 L)
ALUMINUM GAUGE BOTTOM	0.100"	0.100"




AVAILABLE COLORS

-  Olive Drab
-  Marsh Tan
-  Mossy Oak® Breakup*
-  Mossy Oak® Shadowgrass*

Crest-Liner interior coating available as special option with any paint color. * = Optional colors



FLOORPLANS & STORAGE

-  Livewell
-  Storage Compartment
-  Rod Storage

KEY FEATURES

- > Tall, curved console w/ six vertical rod holders and space for electronics
- > 16-gal. aerated bow livewell
- > Lock Track Gunnel for accessories
- > Cushioned seat on stern deck
- > Bow and stern storage compartments

POPULAR OPTIONS


- > Crest-Liner interior coating w/ camouflage paint
- > Leaning post w/ footrest
- > Console windscreen
- > Lock Track accessories
- > Tunnel hull for enhanced jet-engine performance (1860)



Learn more on page 47.

BOLD AND BRAUNY

With unmatched versatility and toughness, the Retriever SC puts your prey within reach. A spacious side console and open floor plan make for easy maneuvering and uninhibited access.



Gun box with rod tubes and cushion. Lock Track Gunnel system conveniently locks accessories into a specially designed channel. Aluminum console includes three vertical rod holders and optional windscreen.



1860 SC
Shown in Marsh Tan



RETRIEVER SC

MODELS > 2070 / 1860 / 1756 / 1650




SPECIFICATIONS	2070	1860	1756	1650
OVERALL LENGTH	20' (6.09 m)	18' (5.48 m)	17' (5.18 m)	16' (4.87 m)
BOAT/MOTOR/TRAILER LENGTH	23' (7.01 m)	21' (6.40 m)	19'6" (5.94 m)	18'6" (5.64 m)
BOAT/MOTOR/TRAILER WIDTH	8' (2.43 m)	8' (2.43 m)	6'10" (2.08 m)	6'7" (2.00 m)
BOAT/MOTOR/TRAILER HEIGHT	6'10" (2.08 m)	6'10" (2.08 m)	5'8" (1.72 m)	5'8" (1.72 m)
BEAM	96" (244 cm)	85" (216 cm)	80" (203 cm)	74" (188 cm)
CHINE WIDTH	70" (178 cm)	60" (152 cm)	56" (142 cm)	50" (127 cm)
SIDE DEPTH	24" (61 cm)	24" (61 cm)	23" (58 cm)	21" (53 cm)
TRANSOM HEIGHT	20" (51 cm)	20" (51 cm)	20" (51 cm)	20" (51 cm)
DEADRISE	3.5°	3.5°	3.5°	3.5°
WEIGHT (BOAT ONLY)	1,125# (510 kg)	970# (440 kg)	730# (331 kg)	680# (308 kg)
MAX. WEIGHT CAPACITY	1,862# (844 kg)	1,578# (715 kg)	1,260# (572 kg)	1,001# (454 kg)
MAX. PEOPLE CAPACITY	7	7	5	4
MAX. HP CAPACITY	150	90	75	60
FUEL CAPACITY	19 gal. (72 L)	19 gal. (72 L)	19 gal. (72 L)	Portable
ALUMINUM GAUGE BOTTOM	0.100"	0.100"	0.100"	0.100"

AVAILABLE COLORS

-  Olive Drab
-  Marsh Tan
-  Mossy Oak® Breakup*
-  Mossy Oak® Shadowgrass*

Crest-Liner interior coating available as special option with any paint color. * = Optional colors

FLOORPLANS & STORAGE

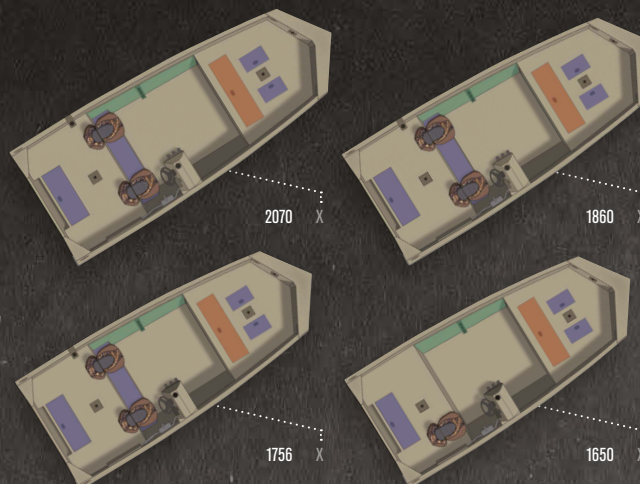
-  Livewell
-  Storage Compartment
-  Rod Storage

KEY FEATURES

- > 16-gal. aerated bow livewell
- > Lock Track Gunnel for accessories
- > NEW! Redesigned Angler camouflage seats
- > Bow and stern casting decks
- > Port and console rod storage

POPULAR OPTIONS

- > Camouflage paint
- > Crest-Liner interior coating
- > Bench seat w/ storage (1756, 1860, 2070)
- > Gunbox w/ rod tubes and cushion
- > Console windscreen



Learn more on page 47.

LESS FRILLS, MORE THRILLS

The Deluxe Retriever Jon provides everything you need—rugged dependability, unmatched stability and plentiful storage—to get out there and get the job done right.



MODELS > 1860 / 1756 / 1650

DELUXE RETRIEVER



1756 DELUXE RETRIEVER
Shown in Mossy Oak® Breakup



A 16-gal. livewell and two in-floor storage compartments in bow. Winged bench with seat track and optional new Mossy Oak® Shadowgrass Angler seat. Starboard rod storage accommodates three rods.

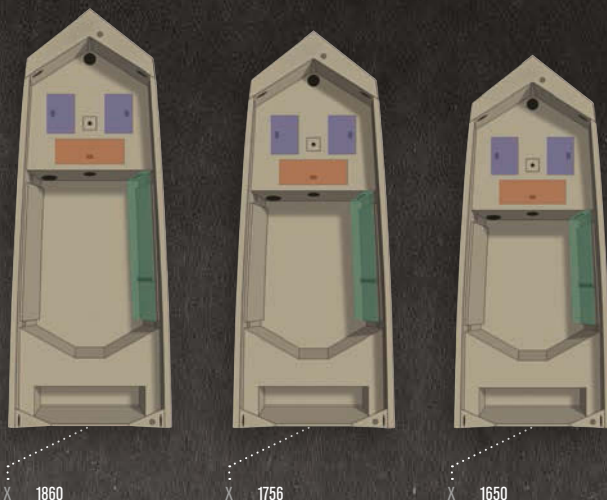
SPECIFICATIONS

	1860	1756	1650
OVERALL LENGTH	18' (5.49 m)	16'10" (5.13 m)	16' (4.87 m)
BOAT/MOTOR/TRAILER LENGTH	21' (6.40 m)	19'6" (5.94 m)	18'6" (5.64 m)
BOAT/MOTOR/TRAILER WIDTH	8' (2.43 m)	6'10" (2.08 m)	6'7" (2.00 m)
BOAT/MOTOR/TRAILER HEIGHT	6'10" (2.08 m)	5'8" (1.72 m)	5'8" (1.72 m)
BEAM	85" (216 cm)	80" (203 cm)	74" (188 cm)
CHINE WIDTH	60" (152 cm)	56" (142 cm)	50" (127 cm)
SIDE DEPTH	24" (61 cm)	23" (58 cm)	21" (53 cm)
TRANSOM HEIGHT	20" (51 cm)	20" (51 cm)	20" (51 cm)
DEADRISE	3.5°	3.5°	3.5°
WEIGHT (BOAT ONLY)	723# (328 kg)	640# (290 kg)	565# (256 kg)
MAX. WEIGHT CAPACITY	1,659# (753 kg)	1,300# (590 kg)	1,051# (477 kg)
MAX. PEOPLE CAPACITY	6	5	4
MAX. HP CAPACITY	75	60	50
FUEL CAPACITY	Portable	Portable	Portable
ALUMINUM GAUGE BOTTOM	0.100"	0.100"	0.100"

AVAILABLE COLORS

- Olive Drab
- Marsh Tan
- Mossy Oak® Breakup*
- Mossy Oak® Shadowgrass*

Crest-Liner interior coating available as special option with any paint color. * = Optional colors



FLOORPLANS & STORAGE

- Livewell
- Storage Compartment
- Rod Storage

KEY FEATURES

- > Angled stern seating w/ seat track for optional Angler seat
- > Aerated 16-gal. bow livewell
- > Starboard rod rack
- > Abundant bow storage
- > Bow pedestal base

POPULAR OPTIONS

- > Camouflage paint
- > Crest-Liner interior coating
- > Gun box w/ rod tubes and cushion
- > Lock Track accessories for gunnel
- > Bow trolling motor



Learn more on page 47.






Aft bench includes pedestal seat base. Elevated bow casting deck with optional camo paint. Lock Track Gunnel system accepts removable accessories, including a tree holder.

AVAILABLE COLORS

-  Olive Drab
-  Marsh Tan
-  Mossy Oak® Breakup*
-  Mossy Oak® Shadowgrass*

Crest-Liner interior coating available as special option with any paint color. * = Optional colors

FLOORPLANS & STORAGE

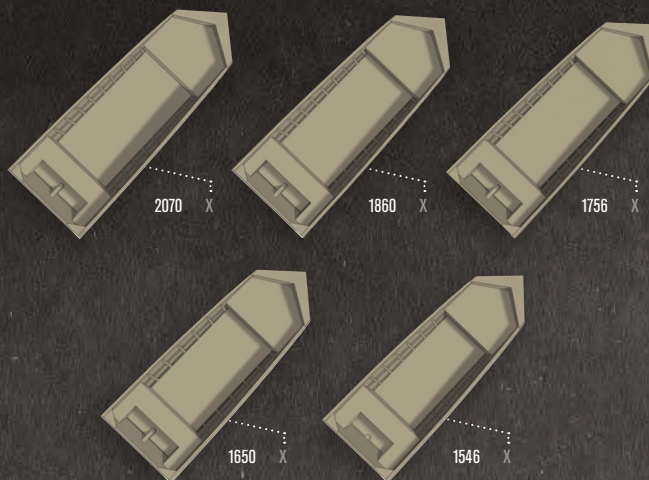
-  Livewell
-  Storage Compartment
-  Rod Storage

KEY FEATURES

- > Built-in floor
- > Bow platform
- > Lock Track Gunnel for accessories
- > Trolling motor harness
- > All-welded aluminum floor, decks and transom

POPULAR OPTIONS

- > Side Console steering
- > Camouflage paint
- > Crest-Liner interior coating
- > Lock Track accessories for gunnel
- > Gun box



RIDE, REEL, REPEAT

The Retriever Jon's heavy-duty, long-lasting hull gets you where you need to go with confidence and reliability. Built right and built smart, this machine doesn't take no for an answer.



1650 RETRIEVER JON
Shown in Olive Drab

SPECIFICATIONS	2070	1860	1756	1650	1546
OVERALL LENGTH	20' (6.00 m)	18' (5.48 m)	17' (5.18 m)	16' (4.88 m)	15'1" (4.59 m)
BOAT/MOTOR/TRAILER LENGTH	23' (7.01 m)	21' (6.40 m)	19'6" (5.94 m)	18'6" (5.64 m)	18' (5.49 m)
BOAT/MOTOR/TRAILER WIDTH	8' (2.43 m)	8' (2.43 m)	6'10" (2.08 m)	6'7" (2.01 m)	6' (1.82 m)
BOAT/MOTOR/TRAILER HEIGHT	6'10" (2.08 m)	6'10" (2.08 m)	5'8" (1.72 m)	5'8" (1.72 m)	5'8" (1.72 m)
BEAM	96" (244 cm)	85" (216 cm)	80" (203 cm)	80" (203 cm)	70" (178 cm)
CHINE WIDTH	70" (178 cm)	60" (152 cm)	56" (142 cm)	50" (127 cm)	46" (117 cm)
SIDE DEPTH	24" (61 cm)	24" (61 cm)	23" (58 cm)	21" (53 cm)	20" (51 cm)
TRANSOM HEIGHT	20" (51 cm)	20" (51 cm)	20" (51 cm)	20" (51 cm)	20" (51 cm)
DEADRISE	3.5°	3.5°	3.5°	3.5°	3.5°
WEIGHT (BOAT ONLY)	710# (322 kg)	601# (273 kg)	545# (247 kg)	460# (209 kg)	290# (132 kg)
MAX. WEIGHT CAPACITY	1,900# (862 kg)	1,600# (726 kg)	1,151# (522 kg)	1,051# (477 kg)	825# (374 kg)
MAX. PEOPLE CAPACITY	7	6	5	4	4
MAX. HP CAPACITY	75	60	50	40	25
FUEL CAPACITY	Portable	Portable	Portable	Portable	Portable
ALUMINUM GAUGE BOTTOM	0.100"	0.100"	0.100"	0.100"	0.080"



RETRIEVER JONS

MODELS > 2070 / 1860 / 1756 / 1650 / 1546



Learn more on page 47.



MODELS > 1657

OUTLOOK

STEER CLEAR

With effortless piloting and loads of space, you'll conquer the water and whatever else you set your mind to. Plus, ample storage frees up onboard space for excellent visibility and movement.



1657 OUTLOOK TILLER
Shown in Mossy Oak® Breakup



1657 OUTLOOK SS
Shown in Red Flame Metallic



Starboard locking rod locker holds four 9' rods. Port 11-gal. aerated livewell with removable bait bag. Storage compartment under passenger swivel seat.

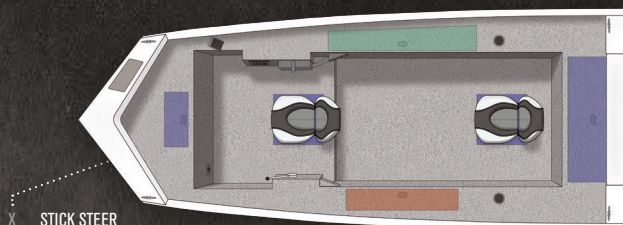
SPECIFICATIONS

	STICK STEER	TILLER
OVERALL LENGTH	16' (4.88 m)	16' (4.88 m)
BOAT/MOTOR/TRAILER LENGTH	19' (5.79 m)	19' (5.79 m)
BOAT/MOTOR/TRAILER WIDTH	6'6" (1.98 m)	6'6" (1.98 m)
BOAT/MOTOR/TRAILER HEIGHT	5'8" (1.72 m)	5'8" (1.72 m)
BEAM	78" (198 cm)	78" (198 cm)
CHINE WIDTH	57" (145 cm)	57" (145 cm)
SIDE DEPTH	22" (56 cm)	22" (56 cm)
TRANSOM HEIGHT	20" (51 cm)	20" (51 cm)
DEADRISE	4°	4°
WEIGHT (BOAT ONLY)	737# (334 kg)	720# (327 kg)
MAX. WEIGHT CAPACITY	1,101# (499 kg)	1,101# (499 kg)
MAX. PEOPLE CAPACITY	4	4
MAX. HP CAPACITY	50	50
FUEL CAPACITY	Portable	Portable
ALUMINUM GAUGE BOTTOM	0.100"	0.100"

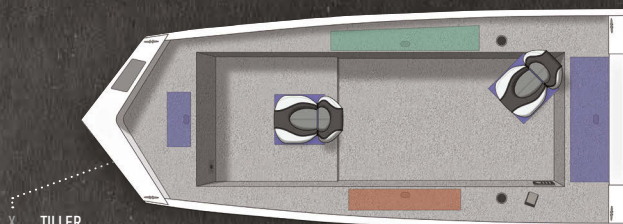
AVAILABLE COLORS

Base Color	Accent Color	Interior Color
		Aluminum Aluminum Gray
		Aluminum Black Metallic Gray*
		Aluminum Blue Flame Metallic Gray*
		Aluminum White Gray*
		Aluminum Red Flame Metallic Gray*
		Aluminum Silver Metallic Gray*
		Aluminum Storm Blue Metallic Gray*
		Mossy Oak® Breakup Breakup*
		Mossy Oak® Shadowgrass Shadowgrass*

Interior standard is gray carpet. Optional Crest-Liner interior coating in Matte Gray available with any standard exterior color. Crest-Liner interior coating also available with camouflage paints. * = Optional colors



X STICK STEER



X TILLER

FLOORPLANS & STORAGE

- Livewell
- Storage Compartment
- Rod Storage

KEY FEATURES

- > Portside 11-gal. aerated livewell w/ removable bait bag
- > MotorGuide® X3 FW45FB 45" 12V trolling motor
- > Lowrance® Elite 3x Color Fishfinder
- > Locking starboard rod storage holds up to 9' rods
- > NEW! Redesigned Angler seats w/ under-seat storage

POPULAR OPTIONS


- > Camouflage paint
- > Crest-Liner interior coating
- > Additional center Angler seat w/ storage below



Learn more on page 47.

NO-LIMIT WORKHORSE

The CR Jon tackles any job—from hunting trips to heavy-duty transport—with effortless durability. The aluminum hull and long-lasting structure make every task a done deal.



CR JON
Shown in Olive Drab




CR JONS

MODELS > 1852 MT - 1032

LEGEND

L = Light Model M = Modified-V Bow T = Tall Transom (20")

AVAILABLE COLORS

 Olive Drab
 Marsh Tan

SPECIFICATIONS	1852 MT	1648 T	1648 MT	1648 M	1648	1448 T	1448 MT
OVERALL LENGTH	18' (5.48 m)	15'10" (4.82 m)	15'10" (4.82 m)	15'10" (4.82 m)	15'10" (4.82 m)	14' (4.27 m)	14' (4.27 m)
BEAM	75" (191 cm)	70" (178 cm)	70" (178 cm)	70" (178 cm)	70" (178 cm)	70" (178 cm)	70" (178 cm)
CHINE WIDTH	52" (132 cm)	48" (122 cm)	48" (122 cm)	48" (122 cm)	48" (122 cm)	48" (122 cm)	48" (122 cm)
SIDE DEPTH	21" (53 cm)	21" (53 cm)	21" (53 cm)	21" (53 cm)	21" (53 cm)	19" (48 cm)	21" (53 cm)
TRANSOM HEIGHT	20" (51 cm)	20" (51 cm)	20" (51 cm)	15" (38 cm)	15" (38 cm)	20" (51 cm)	20" (51 cm)
WEIGHT (BOAT ONLY)	475# (215 kg)	275# (125 kg)	275# (125 kg)	275# (125 kg)	275# (125 kg)	260# (118 kg)	260# (118 kg)
MAX. WEIGHT CAPACITY	1,375# (624 kg)	973# (442 kg)	973# (442 kg)	973# (442 kg)	973# (442 kg)	825# (375 kg)	825# (375 kg)
MAX. PEOPLE CAPACITY	6	4	4	4	4	4	4
MAX. HP CAPACITY	40	30	30	30	30	25	25
ALUMINUM GAUGE BOTTOM	0.072"	0.072"	0.072"	0.072"	0.072"	0.072"	0.072"
NUMBER OF RIBS	10	9	9	9	9	7	7
BOTTOM	Flat	Flat	Flat	Flat	Flat	Flat	Flat
BOW SHAPE	Modified V	Square	Modified V	Modified V	Square	Square	Modified V

SPECIFICATIONS	1448 M	1448	1436 L	1436	1236	1232	1032
OVERALL LENGTH	14' (4.27 m)	14' (4.27 m)	14' (4.27 m)	14' (4.27 m)	11'11" (3.63 m)	11'10" (3.60 m)	10' (3.04 m)
BEAM	70" (178 cm)	70" (178 cm)	57" (145 cm)	57" (145 cm)	56" (142 cm)	48" (122 cm)	48" (122 cm)
CHINE WIDTH	48" (122 cm)	48" (122 cm)	36" (91 cm)	36" (91 cm)	36" (91 cm)	32" (81 cm)	32" (81 cm)
SIDE DEPTH	21" (53 cm)	19" (48 cm)	17" (43 cm)	17" (43 cm)	17" (43 cm)	16" (41 cm)	16" (41 cm)
TRANSOM HEIGHT	15" (38 cm)	15" (38 cm)	15" (38 cm)	15" (38 cm)	15" (38 cm)	15" (38 cm)	15" (38 cm)
WEIGHT (BOAT ONLY)	260# (118 kg)	260# (118 kg)	145# (66 kg)	185# (84 kg)	140# (63 kg)	90# (41 kg)	80# (36 kg)
MAX. WEIGHT CAPACITY	825# (375 kg)	825# (375 kg)	560# (254 kg)	675# (306 kg)	527# (239 kg)	389# (176 kg)	275# (125 kg)
MAX. PEOPLE CAPACITY	4	4	3	3	3	2	2
MAX. HP CAPACITY	25	25	15	20	10	3.5	3
ALUMINUM GAUGE BOTTOM	0.072"	0.072"	0.050"	0.064"	0.050"	0.050"	0.050"
NUMBER OF RIBS	7	7	6	8	6	3	2
BOTTOM	Flat	Flat	Flat	Flat	Flat	Flat	Flat
BOW SHAPE	Modified V	Square	Square	Square	Square	Square	Square



Learn more on page 47.

FEATURES & OPTIONS



Below are just some of the features and options available to tailor your Crestliner to your personal style of boating and fishing. For more information, please visit www.crestliner.com *Not all features are available on all boats.



TRAVEL COVER WITH RATCHET STRAPS The snug, custom-cut travel cover attaches securely with ratchet straps.



SUREMOUNT GUNNEL SYSTEM Includes removable SureMount aluminum accessory brackets that slide your favorite accessories along the gunnel for perfect placement.



LOCK TRACK GUNNEL SYSTEM A channel along the gunnel clasps accessories, including a cleat/blind tie down shown. Lock Track accessories match body paint.



Shown with Mossy Oak® Shadowgrass

GUN BOX Spacious, versatile and lockable storage for fishing rods and hunting equipment such as guns and ammo.



NEW! SHOCK EFFECT WRAP The Shock Effect Wrap has a dynamic look that says serious fishing.



DELUXE SEATS Extra wide for added comfort and stability. The cushioned backrest conveniently folds down. Also available in camouflage.



NEW! ANGLER SEATS Gray or Camouflage upholstery and a fold-down backrest deliver stealth and convenience.



PRO EDITION PACKAGE (VT & TC) Includes: Minn Kota™ or MotorGuide® 24V trolling motor w/ wiring harness, automatic bilge pump, recirculating system for stern livewell, trailer ratchet tie-downs, Pro hullside designator and black or galvanized mag wheel trailer.



PLATINUM EDITION PACKAGE Includes: stainless steel steering wheel, stainless steel flip-up cleats, 3D Chrome logo and chrome Platinum Edition hullside badge.

LEGEND: ● = Standard ○ = Optional - = Not Available

CONSOLE: CC = Center Console DC = Dual Console SC = Side Console SS = Stick Steer TL = Tiller WT = Walkthrough Windshield

SEATING: AB = Aluminum Bench BH = Bench Seat w/ folding backrest & storage below BT = Butt Seat w/ pedestal CS = Cooler Seat
 DS = Deluxe Seat w/ storage below DST = Deluxe Seat for Seat Track FC = Forward Console Seat FD = Fixed fold-down JS = Jump Seats LP = Leaning Post
 MB = Modified Bucket w/ backrests, flip-up bases & storage below SC = Seat Cushions PS = Pro Seat RC = Reclining Captains Chair Seat w/ armrests & slider

STORAGE/LIVEWELL: L = Lockable A = Aerated ® = Optional Recirculating System

Every effort was made to ensure accuracy at press time. Crestliner assumes no responsibility for errors in type or in print.

2016 BOAT LINEUP

	VT 19 & VT 18	VT 17	TC 19	TC 18 & TC 17	1700 & 1600 STORM	2200 BAY	2000 BAY	2000 & 1800 COAST EDITION	2200 & 2000 INTRUDER	2070 RETRIEVER CC	1860 RETRIEVER CC	2070 RETRIEVER SC	1860 RETRIEVER SC	1756 RETRIEVER SC	1650 RETRIEVER SC	1860 RETRIEVER JON DLX	1756 RETRIEVER JON DLX	1650 RETRIEVER JON DLX	2070 RETRIEVER JON	1860 RETRIEVER JON	1756 RETRIEVER JON	1650 RETRIEVER JON	1546 RETRIEVER JON	1657 OUTLOOK		
CONSOLE																										
Console Configurations Offered	SC/DC	SC	SC/DC	SC	SC	CC	CC	CC	WT	CC	CC	SC	SC	SC	SC	TL	TL	TL	TL/SC	TL/SC	TL/SC	TL/SC	TL/SC	TL/SC	TL/SC	
SEATING																										
Standard Seating	MB/FD	MB/FD	MB/FD	MB/FD	FD	FC/JS/LP/FD	FC/JS/LP/FD	LP/CS/SC	PS	SC/FD	SC/FD	FD	FD	FD	FD	AB	AB	AB	AB	AB	AB	AB	AB	AB	DS	
Optional Seating	BT/PS	BT/PS	BT/PS	BT/PS	FD	FD	FD	FD	PS/RC	LP/FD	LP/FD	BH/FD	BH/FD	BH/FD	BH/FD	DST	DST	DST	FD	FD	FD	FD	FD	FD	DS	
FD Seats: Deluxe / Angler	2/-	2/-	2/-	2/-	-/2	1/O	O/-	O/-	-/-	-/-	-/-	-/-	-/-	-/-	-/-	-/-	-/-	-/-	-/-	-/-	-/-	-/-	-/-	-/-	-/-	
Camo FD Seats: Deluxe / Angler	O/-	O/-	O/-	O/-	-/O	-/-	-/-	-/-	-/-	-/O	-/O	-/2,O	-/2,O	-/2,O	-/1,O	-/O	-/O	-/O	-/O	-/O	-/O	-/O	-/O	-/O	-	
Modified Bucket Seats (2) w/ Fold-Down Center Step	●	●	●	●	-	-	-	-	-	-	-	-	-	-	-	-	-	-	-	-	-	-	-	-	-	
Bench Seat	-	-	-	-	-	-	-	-	-	-	-	○	○	○	○	●	●	●	●	●	●	●	●	●	-	
Seat Pedestal Bases	2	2	4	4	2	2	2	2	5	2	2	2	2	2	2	1	1	1	○	○	○	○	○	○	-	
STORAGE																										
Storage Compartment(s)	●	●	●	●	●	L	L	●	●	●	●	●	●	●	●	●	●	●	●	●	●	●	●	●	●	
Gunbox / Gunbox w/ Rod Tubes and Cushion	-/-	-/-	-/-	-/-	-/-	-/-	-/-	-/-	-/-	-/-	-/-	-/O	-/O	-/O	-/O	-/O	-/O	-/O	-/O	O/-	O/-	O/-	O/-	-/-	-/-	
Rod Storage Compartment	●L	●L	●L	●L	●L	●L	●L	●L	●L	-	-	-	-	-	-	-	-	-	-	-	-	-	-	-	●L	
Open Rod Storage w/ Tubes	-	-	-	-	-	-	-	-	-	●	●	●	●	●	●	●	●	●	●	-	-	-	-	-	-	
Open Vertical Rod Storage	-	-	-	-	-	●	●	●	○	●	●	●	●	●	●	-	-	-	-	-	-	-	-	-	-	
Livewell(s)	A®	A®	A®	A®	A	A	A	A	A	A	A	A	A	A	A	A	A	A	-	-	-	-	-	-	A	
ELECTRONICS																										
Trolling Motor	●	●	●	●	●	○	○	○	○	○	○	○	○	○	○	○	○	○	○	○	○	○	○	○	○	●
Trolling Motor Harness & Receptacle	●	●	●	●	●	●	●	●	●	●	●	●	●	●	●	●	●	●	●	-	-	-	-	-	-	●
Battery Charger	●	●	●	●	○	○	○	-	○	-	-	-	-	-	-	○	○	○	-	-	-	-	-	-	○	
Depth/Fishfinder	●	●	●	●	●	○	○	○	○	○	○	○	○	○	○	-	-	-	-	-	-	-	-	-	●	
INTERIOR																										
Carpeted	●	●	●	●	●	-	-	-	-	-	-	-	-	-	-	-	-	-	-	-	-	-	-	-	●	
Crest-Liner (Spray-In Liner w/ Painted Interior)	○	○	○	○	○	●	●	●	●	○	○	○	○	○	○	○	○	○	○	○	○	○	○	○	○	
Painted Interior	-	-	-	-	-	-	-	-	-	●	●	●	●	●	●	●	●	●	●	●	●	●	●	●	●	-
MISCELLANEOUS																										
Camouflage Paint	○	○	○	○	○	-	-	-	-	○	○	○	○	○	○	○	○	○	○	○	○	○	○	○	○	○
Bilge Pump	●	●	●	●	●	●	●	●	●	●	●	●	●	●	●	●	●	●	●	-	-	-	-	-	-	●
Deck Cleats	●	●	●	●	●	●	●	●	●	●	●	●	●	●	●	●	●	●	●	-	-	-	-	-	-	●
Horn	●	●	●	●	-	●	○	○	○	○	○	○	○	○	○	-	-	-	-	-	-	-	-	-	-	
Lock Track Accessory Gunnel	-	-	-	-	-	-	●	-	●	●	●	●	●	●	●	●	●	●	●	●	●	●	●	●	-	
SureMount Gunnel System	●	●	●	●	-	-	-	-	-	-	-	-	-	-	-	-	-	-	-	-	-	-	-	-	-	
Stainless Steel Bow and Stern Eyes	●	●	●	●	●	●	●	●	●	●	●	●	●	●	●	●	●	●	●	●	●	●	●	●	●	

These are just some of the features and options available. Please see the Crestliner website and your local dealer for more information. Some features/options may change based on layout.



FEATURES & OPTIONS

Below are the exterior and interior paint and carpet color options available on the Crestliner models shown on pages 48-65. Not all color options are available on all boats. **Printed colors may vary from actual paint and carpet.*

PAINT OPTIONS



Blue Flame Metallic



Silver Metallic




Red Flame Metallic



Black Metallic




Storm Blue Metallic




Matte Black




White



Sand



Olive Drab



Marsh Tan




Mossy Oak® Breakup




Mossy Oak® Shadowgrass


INTERIOR PAINT OPTIONS



White




Sand




Matte Gray




Olive Drab



Marsh Tan



Mossy Oak® Breakup



Mossy Oak® Shadowgrass



Crest-Liner Interior Coating

CARPET SWATCH



Gray Carpet

SECURE CHOICE



To truly relax and enjoy your time on the water, you need to be confident that you have the right insurance. Boater's Choice is one of the most respected names in boat insurance, offering broad coverage at competitive rates. And you have our guarantee that should you have a claim, our professionals can be reached 24/7 to assist you with prompt, professional and courteous service.

Exclusive Offer for Crestliner Owners

Boater's Choice is offering **\$10,000** worth of personal effects coverage including fishing equipment free of charge.*

* Offer available only on OneBeacon Policies. Underwriting restrictions apply.



For a no obligation quote, give us a call today.

800-768-2121

www.boaterschoiceinsurance.com



CRESTLINER®

FORGED WITH STRENGTH. DEFINED BY DURABILITY.

9040 QUADAY AVENUE NE
OTSEGO, MINNESOTA 55330
PHONE: 866.301.8544

For additional, model-specific information, visit crestliner.com or see your local dealer.

All prices and specifications subject to change. Crestliner reserves the right to discontinue models or change prices, specifications, materials, equipment, color or design at any time without notice and without incurring obligations. Some models are shown with optional features and equipment. Outboard model weights shown in this catalog reflect the approximate weight of the boat only, and do not include weights of the outboard motor or accessories installed. All boats meet or exceed United States Coast Guard regulations, applicable American Boat and Yacht Council standards and are certified by the National Marine Manufacturer's Association. Crestliner is so confident its products define durability that we offer one of the industry's best warranties to back them up. Crestliner was the first to offer a limited LIFETIME hull warranty to the original owner. All main seam welds are covered. Interior support construction carries a limited 10-year warranty. Plus, you get a limited 3-year bow-to-stern warranty on virtually everything else. It gets better...Crestliner's warranty is transferable! When it's time to upgrade to a new Crestliner, you have the option to transfer the warranty to the second owner. Our proven welding techniques and innovations allow us to offer you one of the best warranties in the industry. (Limited Lifetime warranty differs for CRV and CR Jon boats.) Some restrictions apply. For complete details, a copy of our limited warranty is attached to each new boat or may be obtained from your Crestliner dealer. Many boats featured in this catalog are shown with available options. See your dealer for details. Every effort was made to ensure that this information was accurate at the time of printing. Crestliner assumes no responsibility for errors in type, in print or in photos. Please follow the rules of safe boating, be courteous to others and respect the marine environment. Special thanks to Cass Lake Lodge, Cass Lake, MN and Port of Kimberling Marina & Resort, Kimberling City, MO.

©2015 Crestliner / A Brunswick boat company. Printed in USA.



TAKE ME FISHING™
takemefishing.org



Keeping you there.