



CRESTLINER

FORGED WITH STRENGTH. DEFINED BY DURABILITY.

2019 MOD-V CATALOG





FORGED WITH STRENGTH. DEFINED BY DURABILITY.

Crestliner boats give your outdoor passions a place to call home—and pitch, flip, cast and jig. Wherever you find yourself enjoying life outdoors and on the water, Crestliner is there. We offer a boat to satisfy the passion for every pursuit. Our all-welded aluminum hulls are backed by more than seven decades of durability and commitment to quality. And because they all carry the Crestliner name, you can be guaranteed that unrivaled strength, innovative features and exceptional design will set a new standard for your every adventure on the water.



MADE TO PERFORM.




1 MULTI X HULL

Crestliner Mod-V hulls utilize a multipiece design with formed-in strakes built into the construction and extruded longitudinal ribs under the decking. This produces superior strength, stability and durability.

NO LEAKS. NO WOOD. NO CAUGHT LINES. NO MAINTENANCE.

Countless innovations seamlessly integrated into the design. Simply put, Crestliner boats are welded to stand the test of time and built to perform.



2 EXTRUDED FULL-LENGTH KEEL

The backbone of every Mod-V, the extruded full-length keel is constructed using an interlocking tongue-and-groove seam construction method, providing strength and a smooth ride.

WELDING PROCESS

Crestliner uses handcrafted, continuously welded seams on our hull for unbeatable strength, durability and a watertight fit.

SUPERIOR STRUCTURAL INTEGRITY

Under the floor of a Crestliner is a rock-solid foundation with an intricate stringer system providing a safe, smooth ride.

BROAD BEAM DESIGN

With an advanced broad beam design, Crestliners have more deck space and larger casting platforms—perfect for fishing all day.

WOOD-FREE CONSTRUCTION

From rugged transoms to solid decking, the Crestliner line up gives you the durability, consistency and quality of 100% aluminum construction.

Not all processes, features and statements apply to every Crestliner boat model.

THE **CRESTLINER** ADVANTAGE

ENDURING QUALITY

At Crestliner, integrity and passion drives every decision, from the builders who make the boats to the anglers who use them. We take pride in our generations of engineering innovation—designing boats that last generations too.



11 CONSECUTIVE CSI AWARDS



LIMITED LIFETIME WARRANTY

Crestliner was the first to offer a limited lifetime warranty on all mainseam welds and a 3-year bow-to-stern warranty on virtually everything else. Then it got better—allowing Crestliner's warranty to transfer to future owners. (See warranty for details.)

(Warranty differs on CR Jon and Outreach boats)



TREVOR MCKINNEY: CRESTLINER ANGLING ACE

Like every college student, Trevor McKinney must juggle academics and the pull of personal pursuits. But unlike most college students, he's pursuing his passion for angling as part of his official college experience. With the explosive growth of collegiate fishing comes opportunity. McKinney and his teammates compete in the Bassmaster College Series as part of McKendree University's bass fishing team, traveling to tournaments and striking a successful balance between academics and the sport they love.

He's also a member of the Crestliner Angling Aces program, something he believes will fuel even more opportunities for serious anglers like him: "I think it's very exciting. I mean, I think it's going to make a huge impact on high school and college anglers." In addition to providing scholarship funds, the program guides students with higher education choices and outdoor industry career opportunities.

The increased attention on student angling has helped McKinney see a future for himself and others in an industry where early exposure is often the key to unlocking future success. "If you're not introduced to fishing, you're not going to have a passion and love for it like I do. That's why it's so important to get these [young] anglers out there. It's great to see that it's growing," says McKinney. With his meticulous passion for every detail of angling experience, it's not hard to see the driven young angler competing for years to come.

Proof of his love for fishing lies in the numbers. McKinney estimates he spends more than 150 days a year on the water reading fish and lake patterns, perfecting techniques and absorbing the wisdom and experience of other anglers.

"I fished a Bassmaster tournament on Lake Cherokee that had 267 boats. Those 267 boats were from 30 different states and about 90 different universities."

And with tournaments featuring hundreds of high school and collegiate teams happening every year across more and more states, there's no sign of slowing. The Crestliner Angling Ace adds: "I fished a Bassmaster tournament on Lake Cherokee that had 267 boats. Those 267 boats were from 30 different states and about 90 different universities."

Learn more about the scholarships, boat purchase program and career engagement opportunities offered by the Crestliner Angling Aces program, and follow Trevor McKinney at Crestliner.com today.

2019
**NEW
MODEL**

A NEW WAY TO BAY



The new 1800 Bay combines the best of our bay boat features while maximizing space and storage. Its stable, smooth ride and refined interior makes every trip worth remembering.

Highlights Include:

- New Center Console Design
- Ample Rod Storage
- Wide, Stable Hull
- Optional SeaDek Flooring

NEW FOR 2019



MERCURY® ENGINES

Crestliner offers Mercury's new industry-leading line of Verados®, Pro XS® and innovative winning FourStrokes.



WIRELESS MOB+™ SYSTEM

The MOB+™ Wireless Man OverBoard System is an innovative, life-saving option that can be added to most models.



NEW PAINT & GRAPHICS

New paint and graphics give Crestliner models a fresh, sleek look. Limited edition colors available on select models. See your local dealer for details.

NEW MOD-V ACCESSORY OPTIONS

ACCESSORIES

Add more creature comforts with new accessories including rod holders and more. Available on VT and VTC models.

SHALLOW WATER ANCHOR


Available on PT, VT and VTC models.



1



2



3

20 | 18

PT

TOURNAMENT-TESTED. ANGLER-APPROVED.

Tournament anglers can be as picky as the bass they chase. That's why the PT series is built to tournament specs and features the Crestliner all-welded aluminum advantage—an edge that gives you the confidence to find fish others won't. Inside the PT, the advantages you'll find throughout will last long after the final weigh-in. Their fully featured helms, spacious casting decks, and innovative storage solutions ensure it.

Crestliner Pro Members Trevor McKinney & Casey Smith in the PT 20

1. PT 20
2. National Pro Team Members John Cox and Casey Smith in the PT 20
3. PT 18



PT



PT 18

SPECIFICATIONS

Overall Length
 Boat/Motor/Trailer Length
 Boat/Motor/Trailer Width
 Boat/Motor/Trailer Height
 Beam
 Transom Height
 Deadrise
 Weight (Boat only, dry)
 Max Capacity (Weight/Person)
 Max HP Capacity
 Fuel Capacity
 Aluminum Gauge Bottom

| | PT 20 | | PT 18 | |
|------------------------------|----------|----------|----------|----------|
| Overall Length | 20' 5" | 6.22 m | 18' 6" | 5.64 m |
| Boat/Motor/Trailer Length | 24' 3" | 7.39 m | 22' | 6.71 m |
| Boat/Motor/Trailer Width | 8' 2" | 2.49 m | 8' 2" | 2.49 m |
| Boat/Motor/Trailer Height | 5' 10" | 1.78 m | 5' 10" | 1.78 m |
| Beam | 96" | 244 cm | 96" | 244 cm |
| Transom Height | 20" | 51 cm | 21" | 53 cm |
| Deadrise | 9° | 9° | 10° | 10° |
| Weight (Boat only, dry) | 1,567# | 711 kg | 1,513# | 686 kg |
| Max Capacity (Weight/Person) | 1,363#/4 | 618 kg/4 | 1,262#/4 | 572 kg/4 |
| Max HP Capacity | 200 | 200 | 150 | 150 |
| Fuel Capacity | 32 gal | 121 L | 29 gal | 110 L |
| Aluminum Gauge Bottom | .110" | .279 cm | .110" | .279 cm |


COLORS

BASE / ACCENT / INTERIOR

- Black Metallic / Black Metallic / Gray
- Silver Metallic / Silver Metallic / Gray
- Bright White / Bright White / Gray
- True Blue Metallic / True Blue Metallic / Gray
- Fire Red Metallic / Fire Red Metallic / Gray
- Black Metallic / Silver Metallic / Gray
- Black Metallic / Bright White / Gray
- Silver Metallic / Black Metallic / Gray
- Silver Metallic / Bright White / Gray
- Bright White / Black Metallic / Gray
- Bright White / Silver Metallic / Gray

Limited Edition colors available. See your local dealer for details.

KEY FEATURES



SPACIOUS BOW CASTING DECK

Featuring center rod storage, port and starboard gear/rod lockers, a massive 96" beam, recessed trolling motor foot control, space for electronics, pedestal base and additional storage. (PT 20 shown)



Crestliner
National Pro Team
Member John Cox



PT 20



STERN LIVEWELL

The more you can carry, the more you can show. Deep 45-gallon (PT 20) or 33-gallon (PT 18) aerated and fully insulated stern livewells complete with timer, divider and recirculating system keep your trophy bass in prime condition. (PT 18 shown)



BOW CENTER ROD STORAGE

Lockable center rod storage holds up to 10 rods at 8' 6" on the PT 20 and up to 12 rods at 8' capacity on the PT 18. Each includes extra space for tackle boxes and gear on the side. (PT 20 shown)



PREMIUM CONSOLE

Premium console features include a detailed instrument panel with multifunction black sterling gauges, switches, 12V power outlet, tool holder, windscreen and space for flush-mount electronics (10" W x 8.5" H).

PT 20 | PT 18

PT

CONFIGURATIONS

PT 20

See crestliner.com for additional floorplans



Side Console



Dual Console



Rod Storage Storage Livewell

MORE FEATURES AND OPTIONS

- | | |
|---|--|
| Premium Helm and Passenger Seating | Folding Center Seat (Doubles as a Step to Stern Deck)* |
| Stern Port & Starboard Insulated Storage and Easy-to-Reach Battery Storage | Hot Foot™ Throttle* |
| Bow Port & Starboard Locking Rod Storage Holds 12 Rods Each (PT 20 8' 6", PT 18 7' 6" Capacity) | Custom Ratchet Travel Cover* |
| Pro Seat and Butt Seat | Boss® Stereo with Bluetooth®, USB & 2 Speakers* |
| | Port Console with Glove Box & Windscreen* |

*Optional



FOR A FULL VIDEO WALK-THROUGH OF THE PT, VISIT CRESTLINER.COM



1. VT 17C DX
2. VT 18

19 | 18 | 17 | 19C | 18C | 17C

VT/VTC

THROTTLE DOWN. FISH COUNT UP.

What do you ask from your fishing boat? If you're like most anglers, the answer is simple: a lot. The Crestliner VT and VTC shine as high-performance boats whose innovative fishing features and versatility put the throttle down on fun in every way that matters. There's only one question left: will you be chasing bass in a VT or finessing crappies in a VTC?

Crestliner Pro Members Trevor McKinney & Casey Smith in the VT 18DX





VT 18 DX

SPECIFICATIONS

| | VT 19 | | VT 18 | | VT 17 | |
|------------------------------|----------|----------|----------|----------|----------|----------|
| Overall Length | 19' | 5.79 m | 18' 5" | 5.61 m | 17' 6" | 5.33 m |
| Boat/Motor/Trailer Length | 21' 6" | 6.55 m | 21' 6" | 6.55 m | 19' 11" | 6.07 m |
| Boat/Motor/Trailer Width | 8' | 2.44 m | 8' | 2.44 m | 8' | 2.44 m |
| Boat/Motor/Trailer Height | 5' 10" | 1.78 m | 5' 10" | 1.78 m | 5' 9" | 1.75 m |
| Beam | 92.25" | 234 cm | 92.25" | 234 cm | 92.25" | 234 cm |
| Transom Height | 20" | 51 cm | 20" | 51 cm | 20" | 51 cm |
| Deadrise | 10° | 10° | 10° | 10° | 10° | 10° |
| Weight (Boat only, dry) | 1,135# | 515 kg | 1,126# | 511 kg | 1,106# | 502 kg |
| Max Capacity (Weight/Person) | 1,344#/4 | 610 kg/4 | 1,223#/4 | 555 kg/4 | 1,223#/4 | 555 kg/4 |
| Max HP Capacity | 150 | 150 | 115 | 115 | 80 | 80 |
| Fuel Capacity | 21 gal | 79.5 L | 21 gal | 79.5 L | 21 gal | 79.5 L |
| Aluminum Gauge Bottom | .100" | .254 cm | .100" | .254 cm | .100" | .254 cm |

COLORS

BASE / ACCENT / INTERIOR

- Black Metallic / Black Metallic / Gray
- Silver Metallic / Silver Metallic / Gray
- Bright White / Bright White / Gray
- True Blue Metallic / True Blue Metallic / Gray*
- Fire Red Metallic / Fire Red Metallic / Gray*
- Aluminum / Black Metallic / Gray*
- Aluminum / Silver Metallic / Gray*
- Aluminum / Bright White / Gray*
- Aluminum / True Blue Metallic / Gray*
- Aluminum / Fire Red Metallic / Gray*
- Mossy Oak® Breakup*
- Mossy Oak® Shadowgrass*

Interior standard is gray carpet. Optional Crest-Liner interior coating in matte gray available with any full exterior color. Mad Fish Graphics available as a special option. *Optional colors

Limited Edition colors available. See your local dealer for details.

KEY FEATURES



BOW CASTING DECK

With the VT's large casting decks, you get features including center locking rod storage plus port and starboard gear/rod lockers on the VT 19 and VT 18 and a port rod locker and center storage on the VT 17. (VT 19 with DX Trim Level shown)



Crestliner
National Pro Team
Member Casey Smith



FEATURE-FILLED CONSOLE

Carbon fiber-style instrument panel with multifunction black sterling gauges, switch panel, 12V power outlet, throw tray and Humminbird® PiranhaMAX 4 color fish finder (fits 10" W x 7" H flush-mount electronics). (DX Trim Level windscreen and upgraded steering wheel shown)




OPTIONAL CUSTOM TRAVEL COVER

Attaches securely with its easy on, easy off ratchet strap system.



22-GALLON STERN LIVEWELL

A large casting platform with 22-gallon aerated livewell complete with timer is right where you need it, when you need it.



SEATING WITH STORAGE BELOW

Helm and passenger modified bucket seats include a center storage/step box and two drink holders. Under the seats is a 60/40 split storage to stow gear and keep items secure.

VT 19 | VT 18 | VT 17

VT

CONFIGURATIONS

VT 19

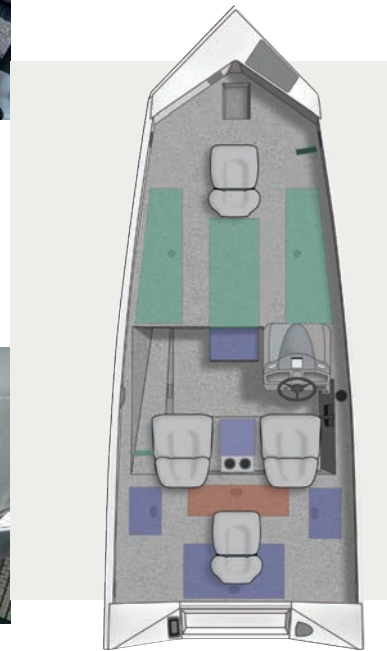
See crestliner.com for additional floorplans



Side Console



Dual Console
(VT 19/18)



Rod Storage Storage Livewell

MORE FEATURES AND OPTIONS

SureMount Gunnel System with
Optional Accessories

Ergonomic Recessed Trolling Motor

Foot Control

Bow Step with Storage

*Optional

Port Console with Windscreen
(VT 19/18)*

Fold-Down Center Seat*

DX Trim Level* (Learn more on page 26)



FOR A FULL VIDEO WALK-THROUGH OF THE VT,
VISIT CRESTLINER.COM



VT 17C DX

SPECIFICATIONS

| | VT 19C | | VT 18C | | VT 17C | |
|------------------------------|----------|----------|----------|----------|----------|----------|
| Overall Length | 19' | 5.79 m | 18' 5" | 5.61 m | 17' 6" | 5.33 m |
| Boat/Motor/Trailer Length | 21' 6" | 6.55 m | 21' 6" | 6.55 m | 19' 11" | 6.07 m |
| Boat/Motor/Trailer Width | 8' | 2.44 m | 8' | 2.44 m | 8' | 2.44 m |
| Boat/Motor/Trailer Height | 5' 10" | 1.78 m | 5' 10" | 1.78 m | 5' 9" | 1.75 m |
| Beam | 92.25" | 234 cm | 92.25" | 234 cm | 92.25" | 234 cm |
| Transom Height | 20" | 51 cm | 20" | 51 cm | 20" | 51 cm |
| Deadrise | 10° | 10° | 10° | 10° | 10° | 10° |
| Weight (Boat only, dry) | 1,135# | 515 kg | 1,126# | 511 kg | 1,106# | 502 kg |
| Max Capacity (Weight/Person) | 1,344#/4 | 610 kg/4 | 1,223#/4 | 555 kg/4 | 1,223#/4 | 555 kg/4 |
| Max HP Capacity | 150 | 150 | 115 | 115 | 80 | 80 |
| Fuel Capacity | 21 gal | 79.5 L | 21 gal | 79.5 L | 21 gal | 79.5 L |
| Aluminum Gauge Bottom | .100" | .254 cm | .100" | .254 cm | .100" | .254 cm |

COLORS

BASE / ACCENT / INTERIOR

-  Black Metallic / Black Metallic / Gray
-  Silver Metallic / Silver Metallic / Gray
-  Bright White / Bright White / Gray
-  True Blue Metallic / True Blue Metallic / Gray*
-  Fire Red Metallic / Fire Red Metallic / Gray*
-  Aluminum / Black Metallic / Gray*
-  Aluminum / Silver Metallic / Gray*
-  Aluminum / Bright White / Gray*
-  Aluminum / True Blue Metallic / Gray*
-  Aluminum / Fire Red Metallic / Gray*
-  Mossy Oak® Breakup*
-  Mossy Oak® Shadowgrass*

Interior standard is gray carpet. Optional Crest-Liner interior coating in matte gray available with any full exterior color. Mad Fish Graphics available as a special option. *Optional colors

Limited Edition colors available. See your local dealer for details.

KEY FEATURES



THREE BOW PEDESTALS

Customize the setup of your fishing experience with three bow pedestal bases.



VT 17C DX



BOW STORAGE

Bow features step up storage box, rod and gear storage, 13-gallon aerated livewell and tackle tray storage. (Tackle tray storage is only available on VTC 19/18. VT 18C shown.)



13-GALLON BOW LIVEWELL WITH BAIT BUCKET

13-gallon aerated livewell with bait bucket is right where you need it, when you need it. (VT 17C shown)



SEATING WITH STORAGE BELOW

Add the optional center fold-down seat/step for additional seating. Under the seats is a 60/40 split storage to stow gear and keep items secure.

VT 19C | VT 18C | VT 17C

VTC

CONFIGURATIONS

VT 19C

See crestliner.com for additional floorplans



Side Console



Dual Console
(VTC 19/18)

Rod Storage Storage Livewell

MORE FEATURES AND OPTIONS

Feature-Filled Console with Carbon Fiber-Style Panel, Multifunction Gauges, Switch Panel, 12V Power Outlet, Throw Tray and Humminbird® PiranhaMAX 4 Color Fish Finder

SureMount Gunnel System with Optional Accessories

22-Gallon Stern Aerated Livewell with Timer

Port Console (VTC 19/18)*

Custom Travel Cover with Easy On, Easy Off Ratchet Strap System.*

Crest-Liner Interior Coating*

Camouflage Paint*

DX Trim Level*
(Learn more on page 26)

*Optional



FOR A FULL VIDEO WALK-THROUGH OF THE VTC, VISIT CRESTLINER.COM

1700 | 1600
STORM



1600 Storm

MISSION: FISHIN'!

The Storm helps you get straight to your mission: enjoying every fishing moment to its fullest at a price you can appreciate.

SPECIFICATIONS

| | 1700 STORM | | 1600 STORM | |
|------------------------------|------------|----------|------------|----------|
| Overall Length | 17' | 5.18 m | 16' | 4.88 m |
| Boat/Motor/Trailer Length | 19' 4" | 5.89 m | 19' | 5.79 m |
| Boat/Motor/Trailer Width | 6' 6" | 1.98 m | 6' 6" | 1.98 m |
| Boat/Motor/Trailer Height | 5' 8" | 1.72 m | 5' 8" | 1.72 m |
| Beam | 75" | 191 cm | 75" | 191 cm |
| Transom Height | 20" | 51 cm | 20" | 51 cm |
| Deadrise | 8° | 8° | 8° | 8° |
| Weight (Boat only, dry) | 670# | 304 kg | 610# | 277 kg |
| Max Capacity (Weight/Person) | 1,101#/4 | 499 kg/4 | 936#/3 | 424 kg/3 |
| Max HP Capacity | 60 | 60 | 50 | 50 |
| Fuel Capacity | 12 gal** | 45 L | 6 gal** | 22.7 L |
| Aluminum Gauge Bottom | .100" | .254 cm | .100" | .254 cm |

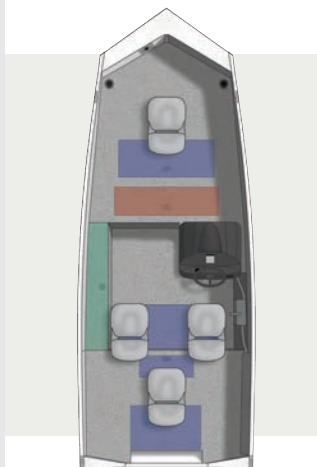
**Portable Fuel Tank

COLORS BASE / ACCENT / INTERIOR

- Aluminum / Aluminum / Gray
- Black Metallic / Black Metallic / Gray*
- Silver Metallic / Silver Metallic / Gray*
- Bright White / Bright White / Gray*
- True Blue Metallic / True Blue Metallic / Gray*
- Fire Red Metallic / Fire Red Metallic / Gray*
- Mossy Oak® Breakup*
- Mossy Oak® Shadowgrass*

Interior standard is gray carpet. Optional Crest-Liner interior coating in matte gray available with any full exterior color. *Optional colors

CONFIGURATIONS



1700

- Rod Storage
- Storage
- Livewell



Side Console

See crestliner.com for additional floorplans



BOW LIVEWELL

17-gallon aerated with bait bucket.



CONSOLE

Includes switch panel, drink holder & Humminbird® PiranhaMAX 4 color fish finder.



PORT ROD STORAGE

Locking, holds five 8' rods.

MORE FEATURES AND OPTIONS

Under Seating Storage

MotorGuide™ or MinnKota™ 45/45 12V Trolling Motor



FOR A FULL VIDEO WALK-THROUGH OF THE STORM, VISIT CRESTLINER.COM



1657 SS
OUTLOOK



A BALANCED LINE OF SIGHT.

The Outlook is a steer stick with the right attitude. It offers the driver a panoramic view and a balanced ride that puts everything within arm's reach.

SPECIFICATIONS

| | | |
|------------------------------|----------|----------|
| Overall Length | 16' | 4.88 m |
| Boat/Motor/Trailer Length | 19' | 5.79 m |
| Boat/Motor/Trailer Width | 6' 6" | 1.98 m |
| Boat/Motor/Trailer Height | 5' 8" | 1.72 m |
| Beam | 78" | 198 cm |
| Transom Height | 20" | 51 cm |
| Deadrise | 4° | 4° |
| Weight (Boat only, dry) | 737# | 334 kg |
| Max Capacity (Weight/Person) | 1,101#/4 | 499 kg/4 |
| Max HP Capacity | 50 | 50 |
| Fuel Capacity | 12 gal** | 45 L |
| Aluminum Gauge Bottom | .100" | .254 cm |

1657 STICK TILLER

**Portable Fuel Tank

COLORS

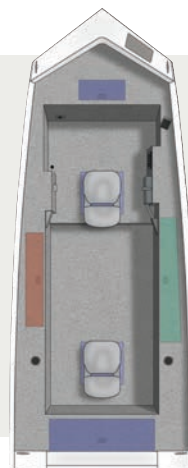
BASE / ACCENT / INTERIOR

-  Aluminum / Aluminum / Gray
-  Black Metallic / Black Metallic / Gray*
-  Silver Metallic / Silver Metallic / Gray*
-  Bright White / Bright White / Gray*
-  True Blue Metallic / True Blue Metallic / Gray*
-  Fire Red Metallic / Fire Red Metallic / Gray*
-  Mossy Oak® Breakup*
-  Mossy Oak® Shadowgrass*

Interior standard is gray carpet. Optional Crest-Liner interior coating in matte gray available with any full exterior color.

*Optional colors

CONFIGURATIONS



1657 SS

- Rod Storage
- Storage
- Livewell

See crestliner.com for additional floorplans



STARBOARD LOCKING ROD STORAGE

Holds four rods up to 9' in length.



11-GALLON PORT SIDE LIVEWELL

Aerated livewell with removable bait bag.



TEMPRES SEAT WITH STORAGE BOX

MORE FEATURES AND OPTIONS

MotorGuide™ or MinnKota™ 45/45 12V Trolling Motor

Humminbird® PiranhaMAX 4 Color Fish Finder

Center Seat with Storage Below*

*Optional



2200 BAY



ENDLESS FISHING FEATURES. EFFORTLESS STYLE.

Confidently navigate big water with ease from behind the 2200 Bay's premium center console and you'll understand what makes this big Deep-V our flagship intercoastal model.

SPECIFICATIONS

| | 2200 BAY | |
|------------------------------|----------|----------|
| Overall Length | 22' 3" | 6.78 m |
| Boat/Motor/Trailer Length | 28' | 8.53 m |
| Boat/Motor/Trailer Width | 8' 10" | 2.69 m |
| Boat/Motor/Trailer Height | 7' 6" | 2.28 m |
| Beam | 98" | 249 cm |
| Transom Height | 24" | 61 cm |
| Deadrise | 15° | 15° |
| Weight (Boat only, dry) | 1,912# | 867 kg |
| Max Capacity (Weight/Person) | 1,923#/8 | 872 kg/8 |
| Max HP Capacity | 200 | 200 |
| Fuel Capacity | 41 gal | 155 L |
| Aluminum Gauge Bottom | .125" | .318 cm |

COLORS

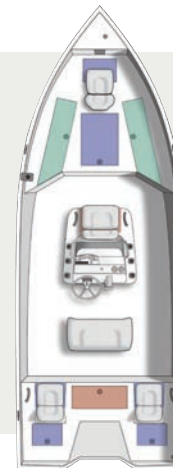
BASE / ACCENT / INTERIOR

-  Black Metallic / Black Metallic / White
-  Bright White / Bright White / White
-  True Blue Metallic / True Blue Metallic / White*
-  Fire Red Metallic / Fire Red Metallic / White*
-  Bright White / Black Metallic / White
-  Bright White / Silver Metallic / White
-  Bright White / True Blue Metallic / White

Interior standard is Crest-Liner interior coating. *Optional colors

Limited Edition colors available.
See your local dealer for details.

CONFIGURATIONS



2200

- Rod Storage
- Storage
- Livewell



Center Console

See crestliner.com for additional floorplans



PREMIUM FIBERGLASS CENTER CONSOLE

Features a professional-level instrument panel and space for 7" electronics.



FULL BOW CASTING DECK

Extended casting deck with port and starboard rod storage as well as center storage compartment.

MORE FEATURES AND OPTIONS

Ample Seating

Storage, Lights and 4 Rocket Launcher Rod Holders in T-Top*

*Optional

Stainless Steel Flip Up Cleats*

Platinum Edition Package*



2019
**NEW
MODEL**

2000 | 1800

BAY



Pro Staff Roger Gerloff Jr. in the 1800 Bay

EXPAND YOUR COASTAL HORIZONS.

Make your fishing trips even more enjoyable from behind the premium center console of the 2000 Bay or the NEW 1800 Bay. With easy access to the bow and storage, it's the perfect way to own a better day exploring new horizons.

SPECIFICATIONS

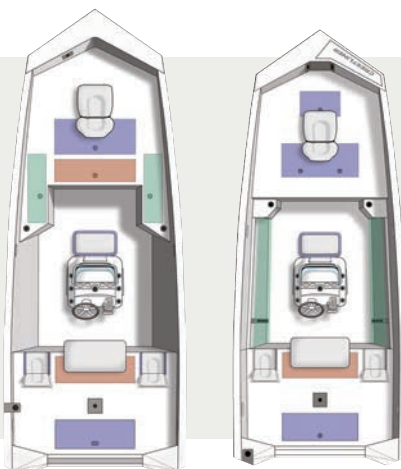
| | 2000 BAY | | NEW 1800 BAY | |
|------------------------------|----------|----------|-----------------|----------|
| Overall Length | 20' 5" | 6.22 m | 18' 6" | 5.64 m |
| Boat/Motor/Trailer Length | 26' | 7.92 m | 22' | 6.71 m |
| Boat/Motor/Trailer Width | 8' | 2.44 m | 8' 2" | 2.49 m |
| Boat/Motor/Trailer Height | 7' | 2.13 m | 6' 10" | 2.08 m |
| Beam | 96" | 244 cm | 96" | 244 cm |
| Transom Height | 20" | 51 cm | 22" | 56 cm |
| Deadrise | 12° | 12° | 10° | 10° |
| Weight (Boat only, dry) | 1,610# | 730 kg | 1,216# | 552 kg |
| Max Capacity (Weight/Person) | 1,508#/6 | 684 kg/6 | 1,262#/4 | 572 kg/4 |
| Max HP Capacity | 150 | 150 | 150 | 150 |
| Fuel Capacity | 32 gal | 121 L | 21 gal | 79.5 L |
| Aluminum Gauge Bottom | .110" | .279 cm | .110" | .279 cm |

COLORS BASE / ACCENT / INTERIOR

| | | | |
|--|---|--|--|
| | Black Metallic / Black Metallic / White | | Bright White / True Blue Metallic / White |
| | Bright White / Bright White / White | | True Blue Metallic / True Blue Metallic / White* |
| | Bright White / Black Metallic / White | | Fire Red Metallic / Fire Red Metallic / White* |
| | Bright White / Silver Metallic / White | | |

Limited Edition colors available. See your local dealer for details. Interior standard is Crest-Liner interior coating. *Optional colors

CONFIGURATIONS



2000

1800

Rod Storage
Storage
Livewell



See crestliner.com for additional floorplans



BOW DECK WITH STORAGE

2000 includes an 18-gal. livewell. (1800 shown with optional SeaDek flooring)



FIBERGLASS CENTER CONSOLE

Includes instrument panel, space for electronics & more.



STERN LIVEWELL

Aerated 21-gal. livewell with timer.

MORE FEATURES AND OPTIONS

Ample Seating

Platinum Edition Package*

Washdown System*

Vertical Rod Storage Holds Six Rods

*Optional



2000 Bay

2200 BAY / 2000 | 1800 BAY

1870 | 1660

RETRIEVER FCC



**ALUMINUM
FORWARD CENTER
CONSOLE**



**SEAT BOX
WITH CUSHION &
STORAGE BELOW**



**BOW DECK WITH
LIVEWELL
& STORAGE**

1870: 17-gallon livewell
1660: 13-gallon livewell

FOR THE FORWARD-LOOKING FISHERMAN.

When you want to see what's ahead, you'll want a boat with a forward center console. And when it's time to maneuver the shallow waters, you'll want maximum line of sight and durability.





**1870 & 1660
Retriever FCC**

SPECIFICATIONS

| | 1870 RETRIEVER FCC | | 1660 RETRIEVER FCC | |
|------------------------------|--------------------|----------|--------------------|----------|
| Overall Length | 18' | 5.48 m | 16' | 4.88 m |
| Boat/Motor/Trailer Length | 21' | 6.40 m | 18' 6" | 5.64 m |
| Boat/Motor/Trailer Width | 8' | 2.44 m | 6' 7" | 2.00 m |
| Boat/Motor/Trailer Height | 6' 10" | 2.08 m | 5' 8" | 1.72 m |
| Beam | 96" | 244 cm | 85" | 216 cm |
| Transom Height | 27" | 69 cm | 22" | 56 cm |
| Deadrise | 3.5° | 3.5° | 3.5° | 3.5° |
| Weight (Boat only, dry) | 970# | 440 kg | 835# | 379 kg |
| Max Capacity (Weight/Person) | 1,578#/7 | 716 kg/7 | 1,009#/4 | 458 kg/4 |
| Max HP Capacity | 150 | 150 | 65 | 65 |
| Fuel Capacity | 19 gal | 72 L | Portable | Portable |
| Aluminum Gauge Bottom | .100" | .254 cm | .100" | .254 cm |

COLORS

EXTERIOR & INTERIOR

-  Olive Drab
-  Mossy Oak® Breakup*
-  Marsh Tan
-  Mossy Oak® Shadowgrass*

Crest-Liner interior coating available as special option with any paint color.
*Optional colors

CONFIGURATIONS



1870

- Rod Storage
- Storage
- Livewell



Center Console

See crestliner.com for additional floorplans

MORE FEATURES AND OPTIONS

Quick-Access Portside Rod Rack
Accommodates Three Rods

Lock Track Gunnel System with
Optional Accessories

Tunnel Hull for Enhanced
Jet-Engine Performance

Leaning Post with Cushion and
Folding Foot Rest*

*Optional



1870 Retriever FCC

2070 | 1860
RETRIEVER
CC



ULTIMATE OUTDOOR ACCESS.

Feed your passion for fishing and hunting with the all-weather, all-season Retriever CC. Its center console design gives you ultimate access to every inch of gunnel.

1860 Retriever CC





SPECIFICATIONS

| | 2070 RETRIEVER CC | | 1860 RETRIEVER CC | |
|------------------------------|-------------------|----------------|-------------------|----------|
| Overall Length | 20' | 6.09 m | 18' | 5.49 m |
| Boat/Motor/Trailer Length | 23' | 7.01 m | 21' | 6.40 m |
| Boat/Motor/Trailer Width | 8' | 2.44 m | 8' | 2.44 m |
| Boat/Motor/Trailer Height | 6' 10" | 2.08 m | 6' 10" | 2.08 m |
| Beam | 96" | 244 cm | 85" | 216 cm |
| Transom Height | 20" | 51 cm | 20" | 51 cm |
| Deadrise | 3.5° | 3.5° | 3.5° | 3.5° |
| Weight (Boat only, dry) | 1,125# | 510 kg | 970# | 440 kg |
| Max Capacity (Weight/Person) | 1,862#/7 | 845 kg/7 | 1,578#/7 | 716 kg/7 |
| Max HP Capacity | 150 | 150 | 90 | 90 |
| Fuel Capacity | 19 gal | 72 L | 19 gal | 72 L |
| Aluminum Gauge Bottom | .100" | .254 cm | .100" | .254 cm |
| | .125" (SCHD) | .318 cm (SCHD) | | |

COLORS

EXTERIOR & INTERIOR

Crest-Liner interior coating available as special option with any paint color.
 *Optional colors

-  Olive Drab
-  Mossy Oak® Breakup*
-  Marsh Tan
-  Mossy Oak® Shadowgrass*

CONFIGURATIONS



- 1860**
- Rod Storage
- Center Console
- Storage
- Livewell

See crestliner.com for additional floorplans



ALUMINUM CENTER CONSOLE

Includes six vertical rod holders.



16-GALLON AERATED BOW LIVEWELL



LOCK TRACK GUNNEL SYSTEM

MORE FEATURES AND OPTIONS

- Bow & Stern Storage
- Port Rod Rack (holds three rods)
- Tunnel Hull for Enhanced Jet-Engine Performance (1860 only)*
- Leaning Post*
- Camouflage Paint*
- Crest-Liner Interior Coating*

*Optional



FOR A FULL VIDEO WALK-THROUGH OF THE RETRIEVER CC, VISIT CRESTLINER.COM



2070 Retriever CC

2070 | 1860 | 1760 | 1660

RETRIEVER SC / SCHED



FOR THE ALL-SEASON OUTDOORSMAN.

Available in four lengths and lots of options, the Retriever SC/SCHD is the choice of the outdoorsman. The SCHED features a 60-gallon livewell that catfish anglers will appreciate.

Pro Staff Roger Gerloff Jr.
in the 2070 Retriever SCHED

SPECIFICATIONS

| | 2070 SC/SCHED | | 1860 SC | | 1760 SC | | 1660 SC | |
|------------------------------|-------------------------------|---------------------------------|----------|----------|----------|----------|----------|----------|
| Overall Length | 20' | 6.09 m | 18' | 5.49 m | 17' | 5.18 m | 16' | 4.88 m |
| Boat/Motor/Trailer Length | 23' | 7.01 m | 21' | 6.40 m | 19' 6" | 5.94 m | 18' 6" | 5.67 m |
| Boat/Motor/Trailer Width | 8' | 2.43 m | 8' | 2.43 m | 6' 10" | 2.08 m | 6' 7" | 2.00 m |
| Boat/Motor/Trailer Height | 6' 10" | 2.08 m | 6' 10" | 2.08 m | 5' 8" | 1.72 m | 5' 8" | 1.72 m |
| Beam | 96" | 244 cm | 85" | 216 cm | 85" | 216 cm | 74" | 188 cm |
| Transom Height | 20" | 51 cm | 20" | 51 cm | 20" | 51 cm | 20" | 51 cm |
| Deadrise | 3.5° | 3.5° | 3.5° | 3.5° | 3.5° | 3.5° | 3.5° | 3.5° |
| Weight (Boat only, dry) | 1,125# (SC) 1,289# (SCHED) | 510 kg (SC) 585 kg (SCHED) | 970# | 440 kg | 890# | 404 kg | 680# | 308 kg |
| Max Capacity (Weight/Person) | 1,862#/7 | 845 kg/7 | 1,578#/7 | 716 kg/7 | 1,260#/5 | 572 kg/5 | 1,001#/4 | 454 kg/4 |
| Max HP Capacity | 150 | 150 | 90 | 90 | 75 | 75 | 60 | 60 |
| Fuel Capacity | 19 gal | 72 L | 19 gal | 72 L | 19 gal | 72 L | Portable | Portable |
| Aluminum Gauge Bottom | .100" (SC) .125" (SCHED) | .254 cm (SC) .318 cm (SCHED) | .100" | .254 cm | .100" | .254 cm | .100" | .254 cm |

COLORS

EXTERIOR & INTERIOR

- Olive Drab
- Mossy Oak® Breakup*
- Marsh Tan
- Mossy Oak® Shadowgrass*

Crest-Liner interior coating available as special option with any paint color.
*Optional colors



BOW LIVEWELL

SCHED: 60-gallon livewell (shown)
SC: 16-gallon livewell



OPTIONAL BENCH SEAT WITH STORAGE BELOW



ALUMINUM CONSOLE

Includes three vertical rod holders.

CONFIGURATIONS



1760 SC

- Rod Storage
- Storage
- Livewell



Side Console

MORE FEATURES AND OPTIONS

- Lock Track Gunnel System (N/A SCHED)
- Bow, Stern & Under Seat Storage
- Tempress Fishing Seats
- Port Rod Rack Holds Three Rods
- Camouflage Paint*
- Crest-Liner Interior Coating*

*Optional



FOR A FULL VIDEO WALK-THROUGH OF THE RETRIEVER SC | SCHED VISIT CRESTLINER.COM

See crestliner.com for additional floorplans

1860 | 1760 | 1660

RETRIEVER JON DELUXE



1760 Retriever Jon Deluxe

ALL-SEASON. ANY ADVENTURE.





The spacious Retriever Jon Deluxe is a tiller with easy-access rod storage and everything you need to get the most out of every season.

SPECIFICATIONS

| | 1860 | | 1760 | | 1660 | |
|------------------------------|----------|----------|----------|----------|----------|----------|
| Overall Length | 18' | 5.49 m | 16' 10" | 5.13 m | 16' | 4.88 m |
| Boat/Motor/Trailer Length | 21' | 6.40 m | 19' 6" | 5.94 m | 18' 6" | 5.64 m |
| Boat/Motor/Trailer Width | 8' | 2.43 m | 6' 10" | 2.08 m | 6' 7" | 2.00 m |
| Boat/Motor/Trailer Height | 6' 10" | 2.08 m | 5' 8" | 1.72 m | 5' 8" | 1.72 m |
| Beam | 85" | 216 cm | 85" | 216 cm | 85" | 216 cm |
| Transom Height | 20" | 51 cm | 20" | 51 cm | 20" | 51 cm |
| Deadrise | 3.5° | 3.5° | 3.5° | 3.5° | 3.5° | 3.5° |
| Weight (Boat only, dry) | 723# | 328 kg | 707# | 321 kg | 670# | 304 kg |
| Max Capacity (Weight/Person) | 1,659#/6 | 753 kg/6 | 1,300#/5 | 590 kg/5 | 1,051#/4 | 477 kg/4 |
| Max HP Capacity | 75 | 75 | 60 | 60 | 50 | 50 |
| Fuel Capacity | Portable | Portable | Portable | Portable | Portable | Portable |
| Aluminum Gauge Bottom | .100" | .254 cm | .100" | .254 cm | .100" | .254 cm |

COLORS

EXTERIOR & INTERIOR

-  Olive Drab
-  Marsh Tan
-  Mossy Oak® Breakup*
-  Mossy Oak® Shadowgrass*

Crest-Liner interior coating available as special option with any paint color.
*Optional color



**BOW
16-GALLON
LIVEWELL**



WINGED BENCH
Shown with optional
Tempress seat.



**QUICK ACCESS
STARBOARD
ROD RACK**
Accommodates three rods.

CONFIGURATIONS



1860

Rod Storage
Storage
Livewell



Tiller

MORE FEATURES AND OPTIONS

Lock Track Gunnel System
with Optional Accessories

Gunbox with Rod Tubes
and Cushion*

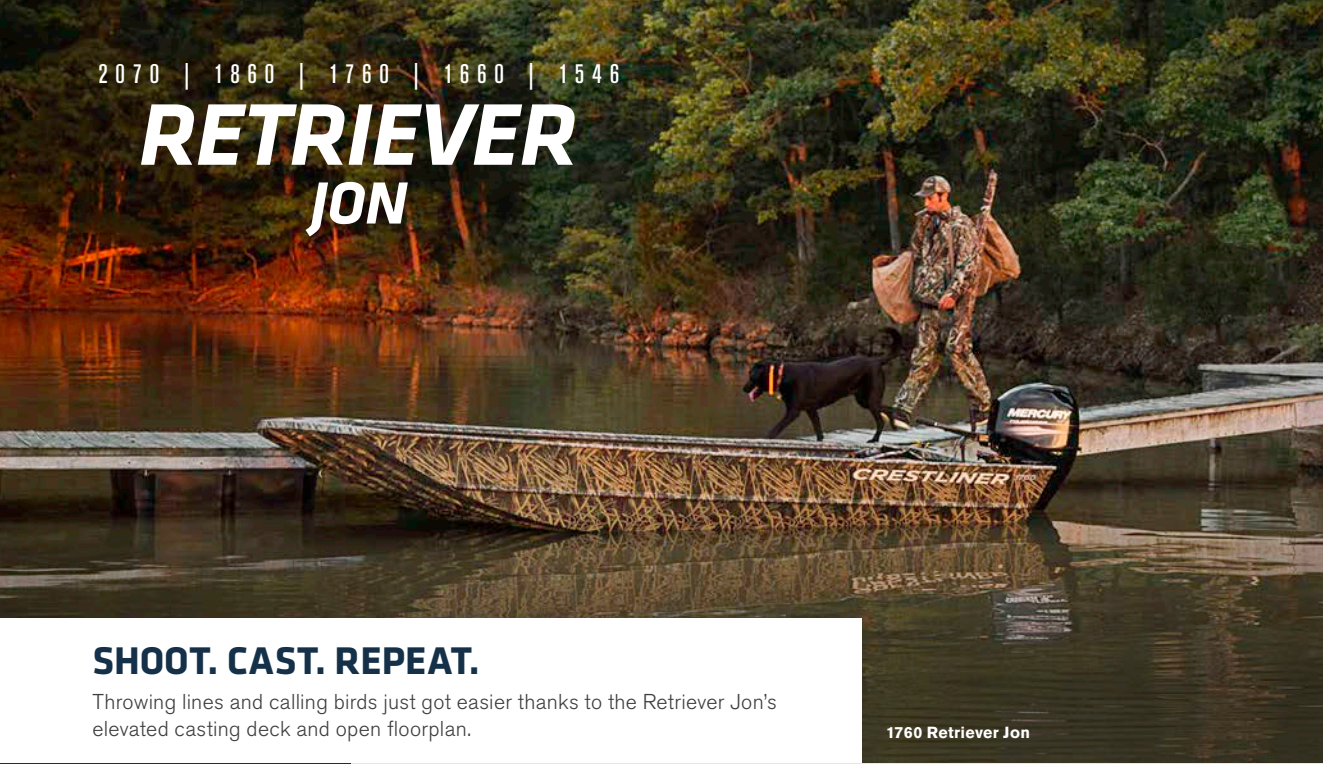
*Optional

See crestliner.com for additional floorplans

RETRIEVER SC / SCHD
RETRIEVER JON DELUXE

2070 | 1860 | 1760 | 1660 | 1546

RETRIEVER JON



1760 Retriever Jon

SHOOT. CAST. REPEAT.

Throwing lines and calling birds just got easier thanks to the Retriever Jon's elevated casting deck and open floorplan.



AFT BENCH & BUILT-IN FLOOR



ELEVATED BOW CASTING DECK







LOCK TRACK GUNNEL SYSTEM

SPECIFICATIONS

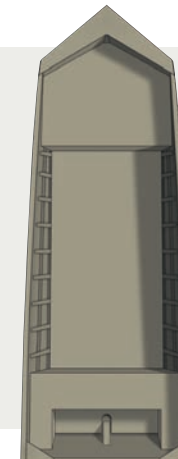
| | 2070 | 1860 | 1760 | 1660 | 1546 |
|------------------------------|-------------------|-------------------|-------------------|-------------------|-------------------|
| Overall Length | 20' 6.10 m | 18' 5.49 m | 17' 5.18 m | 16' 4.88 m | 15' 1" 4.59 m |
| Boat/Motor/Trailer Length | 23' 7.01 m | 21' 6.40 m | 19' 6" 5.94 m | 18' 6" 5.64 m | 18' 5.49 m |
| Boat/Motor/Trailer Width | 8' 2.44 m | 8' 2.44 m | 6' 10" 2.08 m | 6' 7" 2.01 m | 6' 1.82 m |
| Boat/Motor/Trailer Height | 6' 10" 2.08 m | 6' 10" 2.08 m | 5' 8" 1.73 m | 5' 8" 1.73 m | 5' 8" 1.73 m |
| Beam | 96" 244 cm | 85" 216 cm | 80" 203 cm | 80" 203 cm | 70" 178 cm |
| Transom Height | 20" 51 cm | 20" 51 cm | 20" 51 cm | 20" 51 cm | 20" 51 cm |
| Deadrise | 3.5° 3.5° | 3.5° 3.5° | 3.5° 3.5° | 3.5° 3.5° | 3.5° 3.5° |
| Weight (Boat only, dry) | 710# 322 kg | 701# 318 kg | 690# 313 kg | 661# 300 kg | 290# 132 kg |
| Max Capacity (Weight/Person) | 1,900#/7 862 kg/7 | 1,600#/6 726 kg/6 | 1,151#/5 522 kg/5 | 1,041#/4 472 kg/4 | 825#/4 374 kg/4 |
| Max HP Capacity | 75 75 | 60 60 | 50 50 | 40 40 | 25 25 |
| Fuel Capacity | Portable Portable | Portable Portable | Portable Portable | Portable Portable | Portable Portable |
| Aluminum Gauge Bottom | .100" .254 cm | .100" .254 cm | .100" .254 cm | .100" .254 cm | .080" .203 cm |

COLORS EXTERIOR & INTERIOR

-  Olive Drab
-  Marsh Tan
-  Mossy Oak® Breakup*
-  Mossy Oak® Shadowgrass*

Crest-Liner interior coating available as special option with any paint color.
*Optional color

CONFIGURATIONS



2070



Tiller

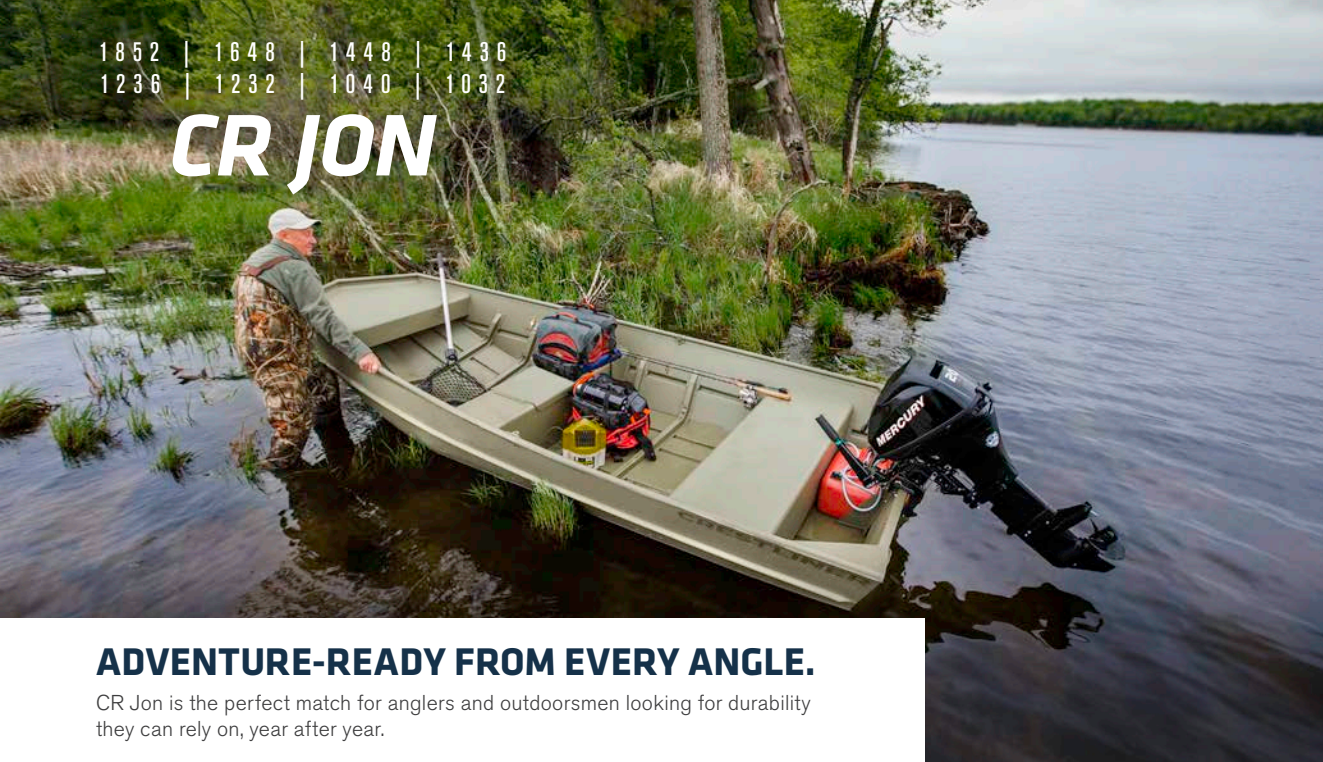
See crestliner.com for additional floorplans

MORE FEATURES AND OPTIONS

- All-Welded Aluminum Floor, Decks and Transom
 - Side Console Steering Configuration*
 - Gunbox*
 - Crest-Liner Interior Coating*
 - Camouflage Paint*
- *Optional

1852 | 1648 | 1448 | 1436
 1236 | 1232 | 1040 | 1032

CR JON



ADVENTURE-READY FROM EVERY ANGLE.

CR Jon is the perfect match for anglers and outdoorsmen looking for durability they can rely on, year after year.

CONFIGURATIONS



1852 MT

L = Light Model
 M = Modified-V Bow
 T = Tall Transom (20")



1032



Tiller

See crestliner.com for additional floorplans

SPECIFICATIONS

| | 1852MT | | 1648/M/MT/T | | 1448/M/MT/T | | 1436/L | | 1236 | | 1232 | | 1040 | | 1032 | |
|------------------------------|----------|----------|-----------------------------------|--------------------------------|----------------------------|--------------------------------|----------------------|--------------------------|---------|----------|---------|----------|--------|----------|--------|----------|
| Overall Length | 18' | 5.48 m | 15' 10" | 4.82 m | 14' | 4.27 m | 14' | 4.27 m | 11' 11" | 3.63 m | 11' 10" | 3.60 m | 10' | 3.04 m | 10' | 3.04 m |
| Beam | 75" | 191 cm | 70" | 178 cm | 70" | 178 cm | 57" | 145 cm | 56" | 142 cm | 48" | 122 cm | 56" | 142 cm | 48" | 122 cm |
| Chine Width | 52" | 132 cm | 48" | 122 cm | 48" | 122 cm | 36" | 91 cm | 36" | 91 cm | 32" | 81 cm | 40" | 102 cm | 32" | 81 cm |
| Side Depth | 21" | 53 cm | 21" | 53 cm | 19" (1448/T) 21" (M/MT) | 48 cm (1448/T) 53 cm (M/MT) | 17" | 43 cm | 17" | 43 cm | 16" | 41 cm | 16" | 41 cm | 16" | 41 cm |
| Transom Height | 20" | 51 cm | 15" (1648/M) 20" (MT/T) | 38 cm (1648/M) 51 cm (MT/T) | 15" (1448/M) 20" (MT/T) | 38 cm (1448/M) 51 cm (MT/T) | 15" | 38 cm | 15" | 38 cm | 15" | 38 cm | 15" | 38 cm | 15" | 38 cm |
| Weight (Boat only, dry) | 475# | 215 kg | 275# | 125 kg | 260# | 118 kg | 185# 145# (L) | 84 kg 66 kg (L) | 140# | 64 kg | 90# | 41 kg | 87# | 39 kg | 80# | 36 kg |
| Max Capacity (Weight/Person) | 1,375#/6 | 624 kg/6 | 1014#/4 (1648) 973#/4 (M/MT/T) | 460 kg/4 | 825#/4 | 374 kg/4 | 675#/3 560# (L)/3 | 306 kg/3 254 kg (L)/3 | 527#/3 | 239 kg/3 | 389#/2 | 176 kg/2 | 419#/3 | 190 kg/3 | 275#/2 | 125 kg/2 |
| Max HP Capacity | 40 | 40 | 35 | 35 | 25 | 25 | 20 15 (L) | 20 15 (L) | 10 | 10 | 3.5 | 3.5 | 5 | 5 | 3 | 3 |

COLORS

EXTERIOR & INTERIOR

-  Olive Drab
-  Marsh Tan

FEATURES & OPTIONS

Add comfort, style, function and fun with a full range of features and options available for most boats. Visit Crestliner.com or visit your local dealer for complete information.



DELUXE SEATS

Extra wide for added comfort and stability. The cushioned backrest conveniently folds down.




TEMPRESS SEATS

No-frills fold-down seat that provides just the right amount of comfort.



GUN BOX

Spacious, versatile and lockable storage for fishing rods and hunting equipment such as guns and ammo.



SUREMOUNT GUNNEL ACCESSORY SYSTEM

Removable SureMount aluminum accessory brackets and mounts let you slide your favorite accessories along the gunnel for perfect placement without drilling.



LOCK TRACK GUNNEL ACCESSORY SYSTEM

A channel along the gunnel clasps accessories, including a cleat/blind tie down shown. Lock Track accessories match body paint.



TRAVEL COVER WITH RATCHET STRAPS

The snug, custom-cut travel cover attaches securely with ratchet straps.



CENTER SEAT

Optional center seat between the helm and passenger seats folds down to become a step to the stern. Available on the PT, VT and VTC. (PT 18 shown)



MAG WHEEL TRAILER

Features include aluminum wheels, steel fenders and ratchet tie downs. Available on the VT and VTC.



DX TRIM LEVEL

Optional DX Trim Level Package includes DX hullside designator, windscreen, black sport steering wheel, one SureMount accessory bracket, latch for bow step storage, automatic bilge pump, recirculating livewell pump, insulated livewell and storage compartment lids, chrome compression latches and upgraded hardwired trolling motor harness. Available on VT and VTC.

| | PT | | VT | | | VTC | | | STORM | | OUTLOOK | BAY | | | RETRIEVER FCC | | RETRIEVER CC/SC/SCHD | | | | | | | | RETRIEVER JON DELUXE | | | RETRIEVER JON | | | | |
|---|------------------|------------|---------------|---------------|-------------|---------------|---------------|---------------|----------|----------|----------|----------|----------|----------|---------------|----------|----------------------|---------|-----------|----------|---------|---------|---------|----------|----------------------|----------|-------|---------------|-------|-------|-------|-------|
| | 20 | 18 | 19 | 18 | 17 | 19C | 18C | 17C | 1700 | 1600 | 1657 | 2200 | 2000 | 1800 | 1870 | 1660 | 2070 CC | 2070 SC | 2070 SCHD | 1860 CC | 1860 SC | 1760 SC | 1660 SC | 1860 | 1760 | 1660 | 2070 | 1860 | 1760 | 1660 | 1546 | |
| CONSOLE | | | | | | | | | | | | | | | | | | | | | | | | | | | | | | | | |
| Console Configurations Offered | SC/DC | SC/DC | SC/DC | SC/DC | SC | SC/DC | SC/DC | SC | SC | SC | SS | CC | CC | CC | FCC | FCC | CC | SC | SC | CC | SC | SC | SC | SC | TL | TL | TL | TL/SC | TL/SC | TL/SC | TL/SC | TL/SC |
| SEATING | | | | | | | | | | | | | | | | | | | | | | | | | | | | | | | | |
| Standard Premium Bucket Seats (2) / Modified Bucket Seats (2) | STD/- | STD/- | -/STD | -/STD | -/STD | -/STD | -/STD | -/STD | -/- | -/- | -/- | -/- | -/- | -/- | -/- | -/- | -/- | -/- | -/- | -/- | -/- | -/- | -/- | -/- | -/- | -/- | -/- | -/- | -/- | -/- | -/- | -/- |
| Standard Deluxe Seats / Tempress Seats | -/- | -/- | 2/- | 2/- | 2/- | 2/- | 2/- | 2/- | -/2 | -/2 | -/2 | 1/- | 1/- | 1/- | -/- | -/- | -/2 | -/2 | -/2 | -/2 | -/2 | -/1 | -/- | -/- | -/- | -/- | -/- | -/- | -/- | -/- | -/- | |
| Additional Standard Seating | PS/BT | PS/BT | DL | DL | DL | DL | DL | DL | - | - | - | LP/FC/JS | LP/CS/JS | LP/CS/JS | SB | SB | SC | - | - | SC | - | - | - | AB | AB | AB | AB | AB | AB | AB | AB | |
| Optional Seating | BT/PS/CFBT/PS/CF | CF | CF | CF | CF | CF | CF | CF | - | - | TSS | PLP/DL | DL | DL | LP/TS/SC | LP/TS/SC | LP/TS | BS/TS | BS/TS | LP/TS | BS/TS | BS/TS | BS/TS | TST/TS | TST/TS | TST/TS | TS | TS | TS | TS | TS | |
| Camo Seats | - | - | OPT | OPT | OPT | OPT | OPT | OPT | OPT | OPT | OPT | - | - | - | STD | STD | STD | STD | STD | STD | STD | STD | STD | OPT | OPT | OPT | OPT | OPT | OPT | OPT | OPT | |
| Seat Pedestal Bases | 2 | 2 | 2 | 2 | 2 | 2 | 2 | 2 | 2 | 2 | - | 2 | 2 | 2 | 2 | 2 | 2 | 2 | 2 | 2 | 2 | 2 | 2 | 1 | 1 | 1 | 1 | 1 | 1 | 1 | 1 | |
| STORAGE | | | | | | | | | | | | | | | | | | | | | | | | | | | | | | | | |
| Storage Compartment(s) | STD | STD | STD | STD | STD | STD | STD | STD | STD | STD | STD | STD (L) | STD (L) | STD (L) | STD | STD | STD | STD | STD | STD | STD | STD | STD | STD | STD | STD | STD | STD | STD | STD | STD | STD |
| Gunbox / Gunbox w/ Rod Tubes and Cushion | -/- | -/- | -/- | -/- | -/- | -/- | -/- | -/- | -/- | -/- | -/- | -/- | -/- | -/- | -/- | -/- | -/OPT | -/OPT | -/- | -/OPT | -/OPT | -/OPT | -/OPT | -/OPT | -/OPT | -/OPT | -/OPT | -/OPT | -/OPT | -/OPT | -/OPT | -/OPT |
| Rod Storage Compartment | STD (L) | STD (L) | STD (L) | STD (L) | STD (L) | STD (L) | STD (L) | STD (L) | STD (L) | STD (L) | STD (L) | STD (L) | STD (L) | -/- | - | - | - | - | - | - | - | - | - | - | - | - | - | - | - | - | - | |
| Open Rod Storage w/ Tubes | - | - | - | - | - | - | - | - | - | - | - | - | - | STD | STD | STD | STD | STD | STD | STD | STD | STD | STD | STD | STD | STD | STD | STD | STD | STD | STD | |
| Open Vertical Rod Storage | - | - | - | - | - | - | - | - | - | - | - | STD | STD | STD | STD | STD | STD | STD | STD | STD | STD | STD | STD | - | - | - | - | - | - | - | - | |
| Rod Capacity/Max Rod Length (# of Rods) | 34/8' 6" (34) | 36/8' (12) | 24/8' 6" (16) | 24/8' 6" (16) | 8/7' 6" (8) | 16/8' 6" (16) | 16/8' 6" (16) | 16/8' 6" (16) | 5/8' (5) | 5/8' (5) | 4/9' (4) | 10/V (6) | 14/V (6) | 10/V (6) | 9/V (6) | 9/V (6) | 10/V (6) | 7/V (3) | 7/V (3) | 10/V (6) | 7/V (3) | 7/V (3) | 7/V (3) | 3/7" (3) | 3/7" (3) | 3/7" (3) | - | - | - | - | - | |
| Livewall(s) | A ® | A ® | A ® | A ® | A ® | A ® | A ® | A ® | A | A | A | A | A | A | A | A | A | A | A | A | A | A | A | A | A | A | A | A | A | A | A | |
| ELECTRONICS | | | | | | | | | | | | | | | | | | | | | | | | | | | | | | | | |
| Trolling Motor | STD | STD | STD | STD | STD | STD | STD | STD | STD | STD | STD | OPT | OPT | OPT | OPT | OPT | OPT | OPT | OPT | OPT | OPT | OPT | OPT | OPT | OPT | OPT | OPT | OPT | OPT | OPT | OPT | OPT |
| Trolling Motor Harness and Receptacle | STD | STD | STD | STD | STD | STD | STD | STD | STD | STD | STD | STD | STD | STD | STD | STD | STD | STD | STD | STD | STD | STD | STD | STD | STD | STD | STD | STD | STD | STD | STD | STD |
| Battery Charger | OPT | OPT | STD | STD | STD | STD | STD | STD | OPT | OPT | OPT | OPT | OPT | OPT | OPT | OPT | OPT | OPT | OPT | OPT | OPT | OPT | OPT | OPT | OPT | OPT | OPT | OPT | OPT | OPT | OPT | OPT |
| Depth / FishFinder | OPT | OPT | STD | STD | STD | STD | STD | STD | STD | STD | STD | OPT | OPT | OPT | OPT | OPT | OPT | OPT | OPT | OPT | OPT | OPT | OPT | OPT | OPT | OPT | OPT | OPT | OPT | OPT | OPT | OPT |
| INTERIOR | | | | | | | | | | | | | | | | | | | | | | | | | | | | | | | | |
| Carpeted | STD | STD | STD | STD | STD | STD | STD | STD | STD | STD | STD | - | - | - | - | - | - | - | - | - | - | - | - | - | - | - | - | - | - | - | - | |
| SeaDek Flooring (Bow, Helm Standing Pad, Stern) | - | - | - | - | - | - | - | - | - | - | - | OPT | OPT | OPT | - | - | - | - | - | - | - | - | - | - | - | - | - | - | - | - | - | |
| Crest-Liner (Spray-In Liner w/ Painted Interior) | - | - | OPT | OPT | OPT | OPT | OPT | OPT | OPT | OPT | OPT | STD | STD | STD | OPT | OPT | OPT | OPT | OPT | OPT | OPT | OPT | OPT | OPT | OPT | OPT | OPT | OPT | OPT | OPT | OPT | |
| Painted Interior | - | - | - | - | - | - | - | - | - | - | - | - | - | - | STD | STD | STD | STD | STD | STD | STD | STD | STD | STD | STD | STD | STD | STD | STD | STD | STD | |
| MISCELLANEOUS | | | | | | | | | | | | | | | | | | | | | | | | | | | | | | | | |
| Camouflage Paint | - | - | OPT | OPT | OPT | OPT | OPT | OPT | OPT | OPT | OPT | - | - | - | OPT | OPT | OPT | OPT | OPT | OPT | OPT | OPT | OPT | OPT | OPT | OPT | OPT | OPT | OPT | OPT | OPT | |
| Bilge Pump | STD | STD | STD | STD | STD | STD | STD | STD | STD | STD | STD | STD | STD | STD | STD | STD | STD | STD | STD | STD | STD | STD | STD | STD | STD | STD | STD | STD | STD | STD | STD | |
| Deck Cleats | STD | STD | STD | STD | STD | STD | STD | STD | STD | STD | STD | STD | STD | STD | STD | STD | STD | STD | STD | STD | STD | STD | STD | STD | STD | STD | STD | STD | STD | STD | STD | |
| Horn | STD | STD | STD | STD | STD | STD | STD | STD | STD | STD | STD | STD | STD | STD | OPT | OPT | OPT | OPT | OPT | OPT | OPT | OPT | OPT | OPT | OPT | OPT | OPT | OPT | OPT | OPT | OPT | |
| Lock-Track Accessory Gunnel | - | - | - | - | - | - | - | - | - | - | - | - | - | - | STD | STD | STD | STD | STD | STD | STD | STD | STD | STD | STD | STD | STD | STD | STD | STD | STD | |
| SureMount Gunnel System | - | - | STD | STD | STD | STD | STD | STD | STD | STD | STD | - | - | - | - | - | - | - | - | - | - | - | - | - | - | - | - | - | - | - | | |
| Stainless Steel Bow and Stern Eyes | STD | STD | STD | STD | STD | STD | STD | STD | STD | STD | STD | STD | STD | STD | STD | STD | STD | STD | STD | STD | STD | STD | STD | STD | STD | STD | STD | STD | STD | STD | STD | |

LEGEND: STD = Standard OPT = Optional - = Not Available
 CONSOLE: CC = Center Console DC = Dual Console FCC = Forward Center Console SC = Side Console SS = Stick Steer TL = Tiller
 SEATING: AB = Aluminum Bench BS = Bench Seat BT = Butt Seat w/Pedestal CF = Center Fold-Down Seat-Step CS = Cooler Seat DL = Deluxe Seat FC = Forward Console Seat JS = Jump Seats
 LP = Leaning Post PLP = Premium Leaning Post PS = Pro Seat SB = Seat Box w/Cushion & Storage Below SC = Seat Cushions TS = Tempress Seat TSS = Tempress Seat w/ Storage Below
 TST = Seat for Seat Track
 STORAGE: L = Lockable V = Vertical Rod Storage A = Aerated R = Standard Recirculating System ® = Optional Recirculating System

These are just some of the features and options available. Please see the Crestliner website for more information. Some features/options may change based on layout. Every effort was made to ensure that this information was accurate at the time of printing. Crestliner assumes no responsibility for errors in type or in print.


MOD-V FEATURES & OPTIONS

MOD-V COLORS


EXTERIOR PAINT




Black Metallic



Silver Metallic



Bright White



True Blue Metallic



Fire Red Metallic

EXTERIOR / INTERIOR PAINT



Olive Drab



Marsh Tan




Mossy Oak® Breakup



Mossy Oak® Shadowgrass



Matte Gray (For Use with Crest-Liner Coating, Interior Only)



White (For Use with Crest-Liner Coating, Interior Only)

INTERIOR FINISHES

FLOORING



Gray Carpet



SeaDek Flooring (Bay only)

COATING



Crest-Liner Interior Coating

*Not all processes, features and statements apply to every Crestliner boat model.

All prices and specifications subject to change. Crestliner reserves the right to discontinue models or change prices, specifications, materials, equipment, color or design at any time without notice and without incurring obligations. Some models are shown with optional features and equipment. Outboard model weights shown in this catalog reflect the approximate weight of the boat only, and do not include weights of the outboard motor or accessories installed. All boats meet or exceed United States Coast Guard regulations, applicable American Boat and Yacht Council standards and are certified by the National Marine Manufacturer's Association. Our proven construction and durability allow us to offer you one of the best warranties in the industry. Crestliner was the first to offer a limited LIFETIME hull warranty to the original owner. All mainseam welds are covered. Interior support construction carries a limited 10-year warranty. Plus, you get a limited 3-year bow-to-stern warranty on virtually everything else. It gets better...Crestliner's warranty is transferable! When it's time to upgrade to a new Crestliner, you have the option to transfer the warranty to the second owner. (Limited Lifetime warranty differs for Outreach and CR Jon boats.) Some restrictions apply. For complete details, a copy of our limited warranty is attached to each new boat or may be obtained from your Crestliner dealer. Many boats featured in this catalog are shown with available options. See your dealer for details. Every effort was made to ensure that this information was accurate at the time of printing. Crestliner assumes no responsibility for errors in type, in print or in photos. Please follow the rules of safe boating, be courteous to others and respect the marine environment.

Special thanks to NMMA®, Onyx®, Fell Marine®, Mercury Marine®, Power-Pole®, Port of Kimberling & Resort, Kimberling City, MO and Cass Lake Lodge, Cass Lake, MN.

©2019 Crestliner / A Brunswick boat company. Printed in USA