



1986

NORDIC CRESTLINER



Quality
backed
by the
best
warranty
in the
business.




Innovative hull designs, unique styling, interior layout versatility, and industry leading quality backed by the best warranty in the business.

The 1986 Crestliner line is certain to establish Crestliner as the industry's leading full line manufacturer of high quality aluminum and fiberglass boats in the 12' to 24' range. Others

may build more units, but none have the model selection, versatility to respond to optional interior needs, and especially the built in quality made possible from the welded aluminum construction and 100% hand lay-up fiberglass.

Crestliner is one of only a few companies that truly *wants* you to really compare our product and warranties with competition. When you do compare our warranty with competition, be sure you get the full details. Ask about both the length of coverage and if the coverage is full term or declining coverage based on years of use. Crestliner warranties are full term.



20/10 Year Full Term Structural Warranties!

Crestliner aluminum boats use welded construction. All main seam welds have a full term 20 Year Warranty, and all interior structural welds carry a full term 10 Year Warranty. Full term means a non-depreciating warranty. Ask your Crestliner dealer for full details. No riveted boat warranty even comes close.

2 Year Full Term Paint Warranty!

Crestliner aluminum boats are painted with an expensive acrylic enamel paint that is baked hard for lasting beauty, durability and resale value. We warranty this finish for 2 full years against peeling or blistering. Some companies don't even warranty their paint finishes.

5 Year Full Term Fiberglass Warranty!

All fiberglass boats are hand layup to some extent. Very few are 100% hand layup. 100% hand layup assures consistent control of laminate thickness and a higher percentage of glass for increased structural strength. All Crestliner fiberglass boats are 100% hand layup and are backed with a full term 5 year hull and deck structural warranty. Compare our warranty and you will agree, 100% hand layup means built-in quality.

Special Features for 1986

Demands for boat versatility has never been greater. Crestliner has a wide range of optional interiors and hull sizes that can be "custom" packaged to suit your needs. Solid no nonsense fishing machines, combination fish/ski packages, ski boats, family runabouts, big water salmon rigs and luxurious roomy day cruisers and cuddy cruisers are available in both aluminum and fiberglass models.

The new deep "V" aluminum hulls in the Mirage, Phantom, and Sabre series set Crestliner in a class of its own. The sleek design, welded "V" construction, and foam filled hull bottoms give these models the soft quiet ride in rough water that only "V" fiberglass hulls have normally offered. Such innovative hull design will be difficult, if not impossible, to match by competitive riveted boats.

The patented fish/ski conversion bow continues to make Crestliner the best dual purpose runabout available. The bow conversion is available in most open bow models in both fiberglass and aluminum.

The addition of the "Sport Pac" option that includes the bow conversion, short windshield side wings, livewell, and lockable side rod

storage compartment now adds this same versatility to several fiberglass models.

The new 20', 22', and 24' Sabre Great Lakes models make Crestliner the first aluminum boat choice for Great Lakes salmon enthusiasts. These models feature an 8' beam, long cockpits, deep hull sides, deep "V" hulls for big water performance, optional hardtop, and roomy cabins. The closed bow runabout Sabre models, with their exceptionally large cockpits, will also be favorites for big water fishing. These same 22' and 24' deep "V" hulls are also used to make the Sabre Day Cruisers. The Day Cruisers feature an enclosed head, optional galley, and both conventional front V-berth design and mid-berth design.

Crestliner's attention to detail and structural quality goes well beyond its welded aluminum and 100% hand layup fiberglass. The 3/4" thick floors, metal seat base backup, baked acrylic paint, and safety seat hinge with stainless steel hinge pin all add to Crestliner's lasting quality and value.

Look at our model selection, unique styling and interior layout options. Compare our quality and warranty with the rest of the industry. Contact your Crestliner dealer to help you buy your custom package to suit your needs.

New Models for 1986

ALUMINUM

Sabre Day Cruisers

An 8 foot beam and the ride of a deep "V" hull. Luxury and styling to meet the demands of cruiser enthusiasts. *pages 4 & 5*

Sabre Great Lakes

Our fleet of big water fishing machines from 20' to 24'. *page 6*

Sabre Runabouts

Big water runabouts from 20' to 24' in styles and motor configurations to fit almost any need. *pages 7 & 8*

Phantom Eagle I/O

The sportiest fishing/ski boat around. *page 13*

V 160/165 Mirage

High performance, deep "V" hull, 16' runabouts. *page 14*

Viking Series 16' and 17'

deep "V" fishing boats. *page 16*

Ensign Series Competitive priced 3 seat fishing boats. *page 20*


FIBERGLASS

Crusader 170/175

Open Bow The 17' Crusader hull with an open bow. *page 26*

Crusader 170 Angler

A welcome addition to our line of fiberglass fishing boats. *page 28*



Mid-Berth Day Cruiser

The ideal boat for today's day cruiser enthusiast would have an 8' beam, deep "V" hull, spacious windowed cabin, enclosed head, galley, and a mid-berth sleeper in addition to the front berths. It should perform with the lighter four cylinder I/O engines and be easily trailered.

All this sounds impossible - but it's here now, with the welded aluminum Sabre Mid-Berth Day Cruiser. Never before has such styling and performance been available in a lightweight aluminum cruiser.

SPECIFICATIONS

V 245 SABRE MID-BERTH DAY CRUISER

Length - 24'4" (7.4m)

Max. Beam - 96" (244cm)

Weight - 4000# (1814kg)

Wt. Cap. - 2000# (907kg)

Fuel Cap. - 52 gals. (197L)

Max. H.P. - 230

V 225 SABRE MID-BERTH DAY CRUISER

Length - 22'4" (6.8m)


Max. Beam - 96" (244cm)

Weight - 3700# (1678kg)

Wt. Cap. - 2000# (907kg)

Fuel Cap. - 34 gals. (129L)

Max. H.P. - 205



Sabre Day Cruiser

The all new V 245/225 Sabre D.C. models offer much more than the obvious spaciousness of an 8' beam boat with the usual head compartment, berths, and galley options. They also offer the lightweight and toughness of Crestliner's welded aluminum construction that has the best warranty in the industry. This means light weight for easier towing and launching and excellent performance without going to the more expensive, larger engines.

Styling, performance, lighter weight - all without sacrificing the smooth, quiet ride of a deep "V" hull.



SPECIFICATIONS

V 245 SABRE DAY CRUISER

Length - 24'4" (7.4m)
Max. Beam - 96" (244cm)
Weight - 3600# (1633kg)
Wt. Cap. - 2000# (907kg)
Fuel Cap. - 52 gals. (197L)
Max. H.P. - 230

V 225 SABRE DAY CRUISER

Length - 22'4" (6.8m)
Max. Beam - 96" (244cm)
Weight - 3300# (1497kg)
Wt. Cap. - 2000# (907kg)
Fuel Cap. - 34 gals. (129L)
Max. H.P. - 205



Great Lakes Sabre Series

Crestliner offers an entire fleet of 8' beam Great Lakes fishing machines. Built on the new Sabre deep "V" hull, the Great Lakes models are available in 20', 22', and 24' in both I/O and O/B. The 22' and 24' models are available with a hard top option with approximately 6'3" of head room. The 20' model has approximately 5'10" of head room. All models are available with optional fixed front cabin windows. Styling, deep "V" performance, welded aluminum construction with 20 year main seam warranty all add together to make the Sabres the ultimate in trailerable aluminum big water fishing rigs.

SPECIFICATIONS

V 245/240 SABRE GREAT LAKES

Length - 24'4" (7.4m)
 Max. Beam - 96" (244cm)
 Weight - V 245 - 3400* (1542kg)
 Weight - V 240 - 2300* (1043kg)
 Wt. Cap. - 2000* (907kg)
 Fuel Cap. - 52 gals. (197L)
 Max. I/O H.P. - 230
 Max. O/B H.P. - 205

V 225/220 SABRE GREAT LAKES

Length - 22'4" (6.8m)
 Max. Beam - 96" (244cm)
 Weight - V 225 - 3100* (1406kg)
 Weight - V 220 - 2050* (930kg)
 Wt. Cap. - 2000* (907kg)
 Fuel Cap. - 34 gals. (129L)
 Max. I/O H.P. - 205
 Max. O/B H.P. - 205

V 205/200 SABRE GREAT LAKES

Length - 20'4" (6.2m)
 Max. Beam - 96" (244cm)
 Weight - V 205 - 2800* (1270kg)
 Weight - V 200 - 1750* (794kg)
 Wt. Cap. - 2000* (907kg)
 Fuel Cap. - 34 gals. (129L)
 Max. I/O H.P. - 205
 Max. O/B H.P. - 205



V245/240 Sabre Closed Bow

A party boat supreme, a resort boat, a wide bodied spacious salmon fishing boat, a sun and ski boat, or a mini launch for hire. All these describe the unique new V 245/240 Sabre Closed Bow. Features include 8' beam, approximately 35" cockpit depth, approximately 15' cockpit length, and many options including a portable marine head with privacy curtain.

There is no doubt, it is a specialty boat for special customer needs. The V 245/240 may very well fill some of these special needs better than any other boat available.

SPECIFICATIONS

V 245/240 CLOSED BOW

Length - 24'4" (7.4m)

Max. Beam - 96" (244cm)

Weight - V 245 - 3200# (1452kg)


Weight - V 240 - 2100# (953kg)

Wt. Cap. - 2000# (907kg)

Fuel Cap. - 52 gals. (197L)

Max. I/O H.P. - 230

Max. O/B H.P. - 205



Sabre Runabouts

The Sabre deep "V" aluminum hull is perfect for these big water runabouts. Both the 20' and 22' models are available in open bowrider or closed bow styles with either I/O or O/B configurations. Features include 8' beam, deep spacious cockpit area, canvas options, and the rugged durability of welded aluminum and baked acrylic enamel paint.

SPECIFICATIONS

V 225/220 RUNABOUTS

(Open Bow or Closed Bow)

Length - 22'4" (6.8m)

Max. Beam - 96" (244cm)

Weight - V 225 - 2890* (1311kg)

Weight - V 220 - 1850* (839kg)

Wt. Cap. - 2000* (907kg)

Fuel Cap. - 34 gals. (129L)

Bottom Gauge - .100

Max. I/O H.P. - 230

Max. O/B H.P. - 205

V 205/200 RUNABOUTS

(Open Bow or Closed Bow)

Length - 20'4" (6.2m)

Max. Beam - 96" (244cm)

Weight - V 205 - 2660* (1207kg)

Weight - V 200 - 1620* (735kg)

Wt. Cap. - 2000* (907kg)

Fuel Cap. - 34 gals. (129L)

Bottom Gauge - .100

Max. I/O H.P. - 205

Max. O/B H.P. - 205



20' O/B

22' I/O



Nordic 19

Deep, wide cockpits that can be custom fit to your interior needs. Available in open bow, closed bow, fish/ski conversion bow, with laydown seats or pedestal seats, and short or long windshield side wings. You design it to fit your needs. A proven workhorse for Crestliner for many years, this semi "V" hull handles big water in either I/O or O/B configuration.

SPECIFICATIONS

NORDIC 19

Length - 19' (5.8m)

Max. Beam - 88" (224cm)

Weight -

Open Bow O/B - 1380# (626kg)

Closed Bow O/B - 1350# (612kg)

Open Bow I/O - 2400# (1089kg)

Closed Bow I/O - 2315# (1050kg)

Wt. Cap. - O/B - 1925# (873kg)

Wt. Cap. - I/O - 1750# (794kg)

Fuel Cap. - 31 gals. (117L)

Bottom Gauge - .100

Max. I/O H.P. - 205

Max. O/B H.P. - 150



Nordic 18

The backbone of Crestliner's aluminum runabout fleet has never been better. A roomy, wide 18' semi "V" runabout that has proven itself through years of satisfied customers' use. The Nordic 18 is available with long or short windshield side wings, the popular fish/ski bow conversion with aerated livewell, and your selection of interior laydown or pedestal seats. Its quick planing ability makes this a popular family boat and an excellent ski boat.

SPECIFICATIONS

NORDIC 18

Length - 18' (5.5m)
Max. Beam - 82" (208cm)
Weight - O/B - 1225# (556kg)
Weight - I/O - 2095# (950kg)
Wt. Cap. - O/B - 1625# (737kg)
Wt. Cap. - I/O - 1550# (703kg)
Fuel Cap. - 22 gals. (83L)
Bottom Gauge - .100
Max. I/O H.P. - 175
Max. O/B H.P. - 140



18 Sportfish 19 Sportfish

Crestliner has set the industry standard in deluxe aluminum fishing machines for years. The Nordic Sportfish models have helped set this standard of excellence. Raised front platform, optional aerated livewell, deluxe pedestal seats, underfloor fuel tank, lockable rod storage, and short windshield side wings put it all together.

The Sportfish models take on a new dimension with the optional fish/ski conversion bow. A multi-purpose boat that leans to the serious fisherman, but still offers bow seating for two when needed.

SPECIFICATIONS

NORDIC 18 SPORTFISH

Length - 18' (5.5m)
 Max. Beam - 82" (208cm)
 Weight - O/B - 1225# (556kg)
 Weight - I/O - 2095# (950kg)
 Wt. Cap. - O/B - 1625# (737kg)
 Wt. Cap. - I/O - 1550# (703kg)
 Fuel Cap. - 22 gals. (83L)
 Bottom Gauge - .100
 Max. I/O H.P. - 175
 Max. O/B H.P. - 140

NORDIC 19 SPORTFISH

Length - 19' (5.8m)
 Max. Beam - 88" (224cm)
 Weight - O/B - 1380# (626kg)
 Weight - I/O - 2400# (1089kg)
 Wt. Cap. - O/B - 1925# (873kg)
 Wt. Cap. - I/O - 1750# (794kg)
 Fuel Cap. - 31 gals. (117L)
 Bottom Gauge - .100
 Max. I/O H.P. - 205
 Max. O/B H.P. - 150



18 Sportfish

19 Sportfish

V 170/175 Phantom

The Phantom has arrived. Its presence has started to change customer thinking about aluminum runabouts. No longer must style and smooth ride be sacrificed to get the toughness and lightweight of welded aluminum construction.

Low sleek profile, curved windshield, built-in stern seats, nearly rivet free welded hull, beautiful durable baked acrylic enamel paint, and interior optional fish/ski bow conversion clearly indicate that Crestliner leads the industry in innovative aluminum runabout design.

SPECIFICATIONS

V 170/175 PHANTOM

Length - 17'3" (5.3m)

Max. Beam - 77" (169cm)

Weight - O/B - 1050# (476kg)

Weight - I/O - 2010# (912kg)

Wt. Cap. - O/B - 1525# (692kg)


Wt. Cap. - I/O - 1350# (612kg)

Fuel Cap. - 22 gals. (83L)

Bottom Gauge - .090

Max. I/O H.P. - 175

Max. O/B H.P. - 120




Phantom Eagles

A special boat for special needs. The Phantom Eagle is one person's ideal bass boat or another person's ski boat. We think most people will use it both ways. It does the job with style. Available in I/O or O/B configuration, the Eagle is built on the deep "V" high performance Phantom hull. In the O/B model, the optional raised rear platform, rear livewell, and folding back bench seats make the Eagle a perfect choice for the serious tournament fisherman.

SPECIFICATIONS

PHANTOM EAGLES

Length - 17'3" (5.3m)
Max. Beam - 77" (169cm)
Weight - O/B - 1200# (544kg)
Weight - I/O - 1875# (850kg)
Wt. Cap. - O/B - 1290# (585kg)
Wt. Cap. - I/O - 1100# (499kg)
Fuel Cap. - 22 gals. (83L)
Bottom Gauge - .090
Max. I/O H.P. - 175
Max. O/B H.P. - 120



V 160/165 Mirage

The V 160/165 Mirage stands alone as the only high performance deep "V" 16' aluminum runabout in the industry that is available in both I/O and O/B configuration. The Mirage has the same hull design as the Phantom, shortened to 16'1". 22 gallon underfloor tank (optional in O/B) provides plenty of fuel capacity for an entire day of fun. Optional fish/ski conversion bow adds to the versatility of this popular runabout. Innovative styling and design in an affordable package with the same quality and industry leading warranty of other welded Crestliner runabouts.

SPECIFICATIONS

V 160/165 MIRAGE

Length - 16'1" (4.9m)

Max. Beam - 78" (198cm)

Weight - O/B - 1020* (463kg)

Weight - I/O - 1860* (844kg)

Wt. Cap. - O/B - 1300* (590kg)

Wt. Cap. - I/O - 1245* (565kg)

Fuel Cap. - 22 gals. (83L)

(optional in O/B)

Bottom Gauge - .090

Max. I/O H.P. - 140

Max. O/B H.P. - 90



Northstar 16 Northstar 16SF

A year ago our customers told us the Northstar 16 needed to be a little deeper. Fortunately, we listened. The deeper, wider Northstar has gained consumer acceptance and will certainly be the choice of many this year. Its deep cockpit, many available interior designs including the fish/ski conversion bow, and choice of long or short windshield side wings make it an excellent all around family boat.

The Sportfish model features the front platform, side rod locker, fishing chairs and optional aerated livewell.

SPECIFICATIONS

NORTHSTAR 16

Length - 16'4" (5.0m)
Max. Beam - 77" (196cm)
Weight - 990# (449kg)
Wt. Cap. - 1375* (624kg)
Fuel Cap. - Opt. 18 gals. (68L)
Bottom Gauge - .080
Max. H.P. - 90

NORTHSTAR 16 SF

Length - 16'4" (5.0m)
Max. Beam - 77" (196cm)
Weight - 990# (449kg)
Wt. Cap. - 2000* (907kg)
Fuel Cap. - Opt. 18 gals. (68L)
Bottom Gauge - .080
Max. H.P. - 90

Northstar 16

Northstar 16 SF



Viking Series

Too much of a good thing isn't possible when it comes to adapting the new performance V 170 Phantom and V 160 Mirage hulls into the unique Viking open fishing boat models. The same smooth ride available on these high performance deep "V" runabouts set the Vikings far ahead of competition in specialty fishing boats.

Optional features include underfloor 22 gallon fuel tanks, aerated livewells, lockable rod lockers, and console steering. The addition of the runabout style deck produces the Viking Deluxe models.

SPECIFICATIONS

V 160 VIKING

Length - 16' (4.9m)
 Max. Beam - 76" (193cm)
 Weight - 680* (308kg)
 Wt. Cap. - 1000* (454kg)
 Fuel Cap. - Opt. 22 gals. (83L)
 Bottom Gauge - .090
 Max. H.P. - 50 Tiller
 Max. H.P. - 80 Console

V 170 VIKING

Length - 17'2" (5.2m)
 Max. Beam - 76" (193cm)
 Weight - 740* (336kg)
 Wt. Cap. - 1000* (454kg)
 Fuel Cap. - Opt. 22 gals. (83L)
 Bottom Gauge - .090
 Max. H.P. - 50 Tiller
 Max. H.P. - 80 Console

V 160 VIKING DELUXE

Length - 16'1" (4.9m)
 Max. Beam - 78" (198cm)
 Weight - 710* (322kg)
 Wt. Cap. - 1150* (522kg)
 Fuel Cap. - Opt. 22 gals. (83L)
 Bottom Gauge - .090
 Max. H.P. - 50 Tiller
 Max. H.P. - 80 Console


V 170 VIKING DELUXE

Length - 17'3" (5.3m)
 Max. Beam - 78" (198cm)
 Weight - 790* (358kg)
 Wt. Cap. - 1150* (522kg)
 Fuel Cap. - Opt. 22 gals. (83L)
 Bottom Gauge - .090
 Max. H.P. - 50 Tiller
 Max. H.P. - 90 Console



V 160 Viking

V 170 Viking Deluxe



V 160 Viking Deluxe

Fish Hawk Super Hawk

The Hawks have continued to prove themselves as excellent all around fishing boats. Their versatility, classy styling, and the many standard and optional features available obviously satisfy the varied needs of most avid fishermen. Main features include lockable rod storage, raised front platform, livewell, optional 12 gallon bow mounted fuel tank, optional stern battery/fuel compartment, and optional console steering.

SPECIFICATIONS

FISH HAWK 16

Length - 16'3" (5.0m)
Max. Depth - 34" (86cm)
Max. Beam - 68" (173cm)
Weight - 595* (269kg)
Wt. Cap. - 1250* (567kg)
Fuel Cap. - Opt. 12 gals. (45L)
Bottom Gauge - .072
Max. H.P. - 50

SUPER HAWK 16

Length - 16'3" (5.0m)
Max. Depth - 38" (97cm)
Max. Beam - 77" (196cm)
Weight - 625* (283kg)
Wt. Cap. - 1260* (571kg)
Fuel Cap. - Opt. 12 gals. (45L)
Bottom Gauge - .080
Max. H.P. - 50 Tiller, 60 Console



Muskie Pro Series

Single basic design with lots of open room at affordable prices. The Muskie Pro series can be kept simple or can be loaded with options. You can practically design your own interior to fit your particular needs.

SPECIFICATIONS

	14	16	16XL	18
Length	14'1"	16'3"	16'3"	18'
Max. Beam	68"	68"	75"	77"
Depth	34"	34"	38"	38"
Weight	390#	490#	600#	675#
Wt. Cap. -				
15" T	770#			
20" T	925#	1250#	1260#	1275#
Max. H.P. -				
Tiller	35	50	50	50
Console	35	50	60	75
Transom	15"/20"	20"	20"	20"
Bottom				
Gauge	.064	.072	.080	.080

FEATURES

Aerator			O	O
Non-aerated			S	S
Livewell			S	S
Bilge Pump	O	O	O	O
Bow Storage	S	S	S	S
Console				
Steering	O	O	O	O
Fishing Chair	S-2	S-2	S-2	S-2
Fuel/Battery				
Compt.				
(20" T only)	O	O	O	O
Level Flotation	S	S	S	S
Mooring Cover	O	O	O	O
Nav. Lights	O	O	O	O
Rod Compt.		O	S	S-2
Rod Holders	S	S	O	O
Rope Grippers	S	S	S	S
Stern Handles	S	S	S	S
Stern Pan	O	S	S	S
Tournament				
Livewell	O	O	O	O
Trolling Mtr.				
Outlet	O	O	O	O

S - standard O - optional



Elite Series Fishing Boats

Crestliner offers a complete line of fishing boats with many standard and optional features that can be arranged to suit your needs. Some of these features include lockable glove box, drink holders, rope grippers, self-draining stern pans, flat floor options, console steering, navigational lights, and aerated livewell.

SPECIFICATIONS

	SUPER SEAMAN	COMMODORE 14	COMMANDER 16	COMMANDER II	VOYAGER
Length	14'	14'1"	16'3"	16'3"	18'
Max. Beam	58"	68"	68"	77"	77"
Depth	23"	34"	34"	38"	38"
Weight	220*	280*	340*	470*	420*
Wt. Cap.					
15" T.	670*	790*	1100*	-	1025*
20" T.	-	980*	1250*	1300*	1325*
Max. H.P.	20	35	45	50	60
Transom	15"	15"/20"	15"/20"	20"	15"/20"
Bottom					
Gauge	.058	.064	.072	.080	.080
FEATURES					
Anti-skid					
Floor	S	S	S	S	S
Bench Seats	S	S	S	S	S
Bow Storage		O	O	S	S
Console					
Steering	O	O	O	O	O
Crest Seat	O	O	O	O	O
Drink					
Drink Holders (3)	S	S	S	S	S
Fishing Chair		O	O	O	O
Flat Floor		O	O	S	O
Glove Box	S	S	S	S	S
Level					
Flotation	S	S	S	S	S
Moorings					
Cover	O	O	O	O	O
Nav. Lights	O	O	O	O	O
Rope Grippers	S	S	S	S	S
Side Storage					
Box		O	O	O	O
Split Seats		O	O	S	O
Stern Handles	S	S	S	S	S
Stern Pan		O	S	S	S
Tournament					
Livewell		O	O	O	O

S - standard O - optional

Commander 16

Super Seaman

Voyager

Commodore 14

Commander II



Ensign Series Fishing Boats

Back to the basics. Crestliner quality, industry leading warranty, welded construction, baked acrylic enamel paint – all at competitive prices. Offered in single colors with three seats and limited options, the Ensign is ideal as that extra fishing boat or as part of a starter package.

SPECIFICATIONS

	ENSIGN 12	ENSIGN 14	ENSIGN 14W	ENSIGN 16
Length	12'1"	14'	14'1"	16'3"
Max. Beam	52"	58"	68"	68"
Depth	23"	23"	34"	34"
Weight	160#	200#	250#	310#
Wt. Cap. –				
15" T	500#	600#	670#	900#
20" T			790#	1000#
Max. H.P.	10	15	25	40
Transom	15"	15"	15"/20"	15"/20"
Bottom Gauge	.058	.058	.064	.072

FEATURES

Anti-skid Floor	S	S	S	S
Bench Seats (3)	S	S	S	S
Crest Seat	O	O	O	O
Dead Grass				
Paint	O	O	O	O
Level Flotation	S	S	S	S
Mooring Cover		O	O	O
Nav. Lights	O	O	O	O
Stern Handles	S	S	S	S
S – standard	O – optional			

NOTE – Ensign series are available only in solid color. Beige, Light Gray, or optional Dead Grass.



Crusader 2105 WAC

The Crusader 2105 Walk Around Cuddy is designed for the big-water fisherman, particularly the salmon enthusiast. Main features include a full fiberglass cockpit liner with tanks and side storage, a comfortable cuddy with V-berth cushions, optional head, and full command instrumentation. Many more standard and optional features are provided to make this an excellent fishing machine. Like all Nordic Crestliner fiberglass boats, only 100% hand layup construction is used. The hull and deck are covered by a 5-year structural warranty – the best in the industry.

SPECIFICATIONS CRUSADER 2105 WALK AROUND CUDDY

Length – 22'4" (6.8m)
Max. Beam – 96" (244cm)
Weight – 3380# (1533kg)
Wt. Cap. – 1525# (692kg)
Fuel Cap. – 56 gals. (212L)
Max. I/O H.P. – 260



Crusader 2105 Runabout

The Crusader 2105 Runabout offers style and sleekness without sacrificing the function of a roomy V-berth cuddy complete with optional head. The easy planing ability of this deep "V" hull results in excellent performance through a wide range of engine size. This classy runabout is ideal for family cruising, skiing or entertaining friends.

SPECIFICATIONS

CRUSADER 2105 RUNABOUT

Length - 20'6" (6.2m)
Max. Beam - 96" (244cm)
Weight - 3370# (1529kg)
Wt. Cap. - 1525# (692kg)
Fuel Cap. - 56 gals. (212L)
Max. I/O H.P. - 260



Crusader 205 Cuddy

The Crusader 205 Cuddy features big boat ride and comfort on Crestliner's popular 20' deep "V" Crusader hull. New side windows and head backrests in the cuddy, combined with luxury styling and proven performance make the Crusader 205 Cuddy better than ever. Features include command instrumentation, sliding smoked deck hatch, optional marine head, aft lounge, and optional camper top.

SPECIFICATIONS

CRUSADER 205 CUDDY

Length - 20'2" (6.2m)


Max. Beam - 91" (231cm)

Weight - 2975# (1349kg)

Wt. Cap. - 1525# (692kg)

Fuel Cap. - 56 gals. (212L)

Max. H.P. - 260



Crusader 205 205 Rampage

The Crusader 205 Open Bow has been an exciting addition to the popular high performance Crusader family. The roomy bow area, removable stern seats that can be raised to form an aft lounge, and the optional fish/ski bow conversion make this an excellent all around family runabout.

The all new Crusader 205 Rampage styling says it all. It is an exceptional performance package. The front cuddy is very plush with double hatches overhead, a mirrored front bulkhead, and comfortable velour cushions. Other features include a storage compartment capable of storing a portable marine head, full canvas, and deluxe bucket seats.

SPECIFICATIONS

CRUSADER 205 OPEN BOW

Length - 20'2" (6.2m)
Max. Beam - 91" (231cm)
Weight - 3000# (1361kg)
Wt. Cap. - 1525# (692kg)
Fuel Cap. - 31 gals. (117L)
Max. I/O H.P. - 260


CRUSADER 205 RAMPAGE

Length - 20'2" (6.2m)
Max. Beam - 91" (231cm)
Weight - 2925# (1327kg)
Wt. Cap. - 1525# (692kg)
Fuel Cap. - 41 gals. (155L)
Max. I/O H.P. - 260



Crusader 205

205 Rampage



Crusader 180/185

Deep, wide, and comfortable with excellent performance through a wide range of engine options. One of the roomiest 18' runabouts available anywhere, the Crusader 180/185 is an excellent all-around boat. Available in I/O and O/B, with optional fish/ski conversion bow, or the new Sport Pac option, the Crusader 180/185 can be designed for every boaters varied needs. A true fish/ski combination.

SPECIFICATIONS

CRUSADER 180/185

Length - 18' (5.5m)

Max. Beam - 86" (218cm)

Weight - C 180 - 1560* (708kg)

Weight - C 185 - 2665* (1209kg)


Wt. Cap. - C 180 - 1600* (726kg)

Wt. Cap. - C 185 - 1555* (705kg)

Fuel Cap. - 41 gals. (155L)

Max. I/O H.P. - 260

Max. O/B H.P. - 150



Crusader 170/175 & 775 Rampage

The 17' Crusader hull has been a proven performance hull for years. The Crusader 170/175 now makes this excellent hull available in the popular open bow configuration. This all new model is available in I/O and O/B, and can be customized with the fish/ski conversion bow or the Sport Package option to make a perfect family fish/ski combination package.

The Crusader 775 Rampage sports all new graphics and interior styling to make it the most exciting 17' Rampage ever offered.

SPECIFICATIONS

CRUSADER 170/175


Length - 17'1" (5.2m)
Max. Beam - 85" (216cm)
Weight - C 170 - 1475* (669kg)
Weight - C 175 - 2420* (1098kg)
Wt. Cap. - C 170 - 1300* (590kg)
Wt. Cap. - C 175 - 1100* (499kg)
Fuel Cap. - 31 gals. (117L)
Max. I/O H.P. - 205
Max. O/B H.P. - 135

CRUSADER 775 RAMPAGE

Length - 17'3" (5.3m)
Max. Beam - 86" (218cm)
Weight - 2405* (1091kg)
Wt. Cap. - 1085* (492kg)
Fuel Cap. - 31 gals. (117L)
Max. I/O H.P. - 205



775 Rampage



Crusader 17
Sport Package

Crusader 160/165

Sleek profile and a wide 86" beam are the obvious features of the Crusader 160/165. Other features not so obvious are the optional 18 gallon underfloor fuel tank and its excellent performance in both I/O and O/B configurations.

The wide beam allows roomy adult size stern seats in both models. The wide range of colors and optional features available will continue to make this package a popular family runabout.

SPECIFICATIONS

CRUSADER 160/165

Length - 16' (4.9m)

Max. Beam - 86" (218cm)

Weight - C 160 - 1125# (510kg)

Weight - C 165 - 1630# (739kg)

Wt. Cap. - C 160 - 1375# (624kg)

Wt. Cap. - C 165 - 1350# (612kg)

Fuel Cap. - 18 gals. (68L)

(opt. on C 160)

Max. I/O H.P. - 140

Max. O/B H.P. - 120



Crusader 160 & 170 Angler

The Crusader 160 Angler has proven itself with both guides and serious tournament fishermen. It is fast planing, smooth in rough water, and very functional. Features include rod lockers, livewell, optional 18 gallon underfloor fuel tank, and optional console steering.

The all new Crusader 170 Angler is available in tiller steering or with optional console. Also, a port console and walk-thru windshield can be added for cold weather protection. The standard 31 gallon tank, like all Crestliner boats, is located underfloor to provide proper weight distribution.

SPECIFICATIONS

CRUSADER 160 ANGLER

Length - 16' (4.9m)

Max. Beam - 78" (198cm)

Weight - 760* (345kg)

Wt. Cap. - 1125* (510kg)

Fuel Cap. - Opt. 18 gals. (68L)

Max. H.P. - 50 Tiller

Max. H.P. - 80 Console

CRUSADER 170 ANGLER

Length - 17'1" (5.2m)

Max. Beam - 87" (221cm)


Weight - 1295* (587kg)

Wt. Cap. - 1100* (499kg)

Fuel Cap. - 31 gals. (117L)

Max. H.P. - 65 Tiller

Max. H.P. - 135 Console



Muskie 550 Apollo 660

Family runabouts that have satisfied thousands of owners over the years. The stable Muskie 550 tri-hull and the deep, wide 16' Apollo continue to be the choice of many boaters. Both are available with optional 18 gallon underfloor fuel tanks, and the Apollo is available with the popular fish/ski conversion bow and livewell. The Sport Package option, which includes conversion bow, livewell, and lockable side rod storage is also available in the Apollo.

SPECIFICATIONS

MUSKIE 550

Length - 15'2" (4.6m)
 Max. Beam - 72" (183cm)
 Weight - 875* (397kg)
 Wt. Cap. - 1190* (540kg)
 Fuel Cap. - Opt. 18 gals. (68L)
 Max. H.P. - 75

APOLLO

Length - 16'4" (5.0m)
 Max. Beam - 83" (211cm)
 Weight - 1050* (476kg)
 Wt. Cap. - 1450* (658kg)
 Fuel Cap. - Opt. 18 gals. (68L)
 Max. H.P. - 120

Muskie 550

Apollo 660

Apollo
Sport Package

Options & Specifications

	SALT WATER PACKAGE	SIDE STORAGE	SKI TOW RING	SPORT PAC INTERIOR*	SPOT LIGHT, ELECTRIC REMOTE	STEREO/FM CASSETTE REMOTE	STERN LADDER W/EXTENSION TAPE DECK	STERN PAN, SELF W/EXTENSION (ALUMINUM)	STERN RAIL	SUNLOUNGE SEATS	SWIM PLATFORM SEATS	SWIM PLATFORM, TEAK FULL	TOP CAMPER	TOP, FULL	TOP, HALF	TOP, HARD	TRIM TROLLING MOTOR SUN	TROLLING MOTOR PANEL	TWO POSITION OUTLET	UNDERFLOOR BATTERY SWITCH	V-BERTH CABIN	VINYL FLOOR	WHEEL DELUXE WOODGRAIN	WINDSHIELD STAINLESS STEEL	WIPER, PORT	WIPER, STARBOARD
O S		O	O	O		S S		O	O	O	O	O		S			O	S		O	O	O	O	S		
O S		O	O	O		S S		O	O	O	O	O		S			O	S	S		O	O	O	O	S	
O		O	O	O		S	O	O	O	O	O	O	O	S			O	S	S	S	O	O	O	O	S	
O S		O	O	O		S	O	O	O	O	O	O	O	S			O	S	S		O	O	O	O	S	
O S		O	O	O		S	O	O	O	O	O	O	O	S			O	S	S		O	O	O	O	S	
O S		O	O	O		S	O	O	O	O	O	O	O	S			O	S	S		O	O	O	O	S	
O S		O	O	O		S	O	O	O	O	O	O	O	S			O	S	S		O	O	O	O	S	
O S		O	O	O		S	O	O	O	O	O	O	O	S			O	S	S		O	O	O	O	S	
O S		O	O	O		S	O	O	O	O	O	O	O	S			O	S	S		O	O	O	O	S	
O S		O	O	O		S	O	O	O	O	O	O	O	S			O	S	S		O	O	O	O	S	
O S		O	O	O		S	O	O	O	O	O	O	O	S			O	S	S		O	O	O	O	S	
O S		O	O	O		S	O	O	O	O	O	O	O	S			O	S	S		O	O	O	O	S	
O S		O	O	O		S	O	O	O	O	O	O	O	S			O	S	S		O	O	O	O	S	
O S		O	O	O		S	O	O	O	O	O	O	O	S			O	S	S		O	O	O	O	S	
O S		O	O	O		S	O	O	O	O	O	O	O	S			O	S	S		O	O	O	O	S	
O S		O	O	O		S	O	O	O	O	O	O	O	S			O	S	S		O	O	O	O	S	
O S		O	O	O		S	O	O	O	O	O	O	O	S			O	S	S		O	O	O	O	S	
O S		O	O	O		S	O	O	O	O	O	O	O	S			O	S	S		O	O	O	O	S	
O S		O	O	O		S	O	O	O	O	O	O	O	S			O	S	S		O	O	O	O	S	
O S		O	O	O		S	O	O	O	O	O	O	O	S			O	S	S		O	O	O	O	S	
O S		O	O	O		S	O	O	O	O	O	O	O	S			O	S	S		O	O	O	O	S	
O S		O	O	O		S	O	O	O	O	O	O	O	S			O	S	S		O	O	O	O	S	
O S		O	O	O		S	O	O	O	O	O	O	O	S			O	S	S		O	O	O	O	S	
O S		O	O	O		S	O	O	O	O	O	O	O	S			O	S	S		O	O	O	O	S	
O S		O	O	O		S	O	O	O	O	O	O	O	S			O	S	S		O	O	O	O	S	
O S		O	O	O		S	O	O	O	O	O	O	O	S			O	S	S		O	O	O	O	S	
O S		O	O	O		S	O	O	O	O	O	O	O	S			O	S	S		O	O	O	O	S	
O S		O	O	O		S	O	O	O	O	O	O	O	S			O	S	S		O	O	O	O	S	
O S		O	O	O		S	O	O	O	O	O	O	O	S			O	S	S		O	O	O	O	S	
O S		O	O	O		S	O	O	O	O	O	O	O	S			O	S	S		O	O	O	O	S	
O S		O	O	O		S	O	O	O	O	O	O	O	S			O	S	S		O	O	O	O	S	
O S		O	O	O		S	O	O	O	O	O	O	O	S			O	S	S		O	O	O	O	S	
O S		O	O	O		S	O	O	O	O	O	O	O	S			O	S	S		O	O	O	O	S	
O S		O	O	O		S	O	O	O	O	O	O	O	S			O	S	S		O	O	O	O	S	
O S		O	O	O		S	O	O	O	O	O	O	O	S			O	S	S		O	O	O	O	S	
O S		O	O	O		S	O	O	O	O	O	O	O	S			O	S	S		O	O	O	O	S	
O S		O	O	O		S	O	O	O	O	O	O	O	S			O	S	S		O	O	O	O	S	
O S		O	O	O		S	O	O	O	O	O	O	O	S			O	S	S		O	O	O	O	S	
O S		O	O	O		S	O	O	O	O	O	O	O	S			O	S	S		O	O	O	O	S	
O S		O	O	O		S	O	O	O	O	O	O	O	S			O	S	S		O	O	O	O	S	
O S		O	O	O		S	O	O	O	O	O	O	O	S			O	S	S		O	O	O	O	S	
O S		O	O	O		S	O	O	O	O	O	O	O	S			O	S	S		O	O	O	O	S	
O S		O	O	O		S	O	O	O	O	O	O	O	S			O	S	S		O	O	O	O	S	
O S		O	O	O		S	O	O	O	O	O	O	O	S			O	S	S		O	O	O	O	S	
O S		O	O	O		S	O	O	O	O	O	O	O	S			O	S	S		O	O	O	O	S	
O S		O	O	O		S	O	O	O	O	O	O	O	S			O	S	S		O	O	O	O	S	
O S		O	O	O		S	O	O	O	O	O	O	O	S			O	S	S		O	O	O	O	S	
O S		O	O	O		S	O	O	O	O	O	O	O	S			O	S	S		O	O	O	O	S	
O S		O	O	O		S	O	O	O	O	O	O	O	S			O	S	S		O	O	O	O	S	
O S		O	O	O		S	O	O	O	O	O	O	O	S			O	S	S		O	O	O	O	S	
O S		O	O	O		S	O	O	O	O	O	O	O	S			O	S	S		O	O	O	O	S	
O S		O	O	O		S	O	O	O	O	O	O	O	S			O	S	S		O	O	O	O	S	
O S		O	O	O		S	O	O	O	O	O	O	O	S			O	S	S		O	O	O	O	S	
O S		O	O	O		S	O	O	O	O	O	O	O	S			O	S	S		O	O	O	O	S	
O S		O	O	O		S	O	O	O	O	O	O	O	S			O	S	S		O	O	O	O	S	
O S		O	O	O		S	O	O	O	O	O	O	O	S			O	S	S		O	O	O	O	S	
O S		O	O	O		S	O	O	O	O	O	O	O	S			O	S	S		O	O	O	O	S	
O S		O	O	O		S	O	O	O	O	O	O	O	S			O	S	S		O	O	O	O	S	
O S		O	O	O		S	O	O	O	O	O	O	O	S			O	S	S		O	O	O	O	S	
O S		O	O	O		S	O	O	O	O	O	O	O	S			O	S	S		O	O	O	O	S	
O S		O	O	O		S	O	O	O	O	O	O	O	S			O	S	S		O	O	O	O	S	
O S		O	O	O		S	O	O	O	O	O	O	O	S			O	S	S		O	O	O	O	S	
O S		O	O	O		S	O	O	O	O	O	O	O	S			O	S	S		O	O	O	O	S	
O S		O	O	O		S	O	O	O	O	O	O	O	S			O	S	S		O	O	O	O	S	
O S		O	O	O		S	O	O	O	O	O	O	O	S			O	S	S		O	O	O	O	S	
O S		O	O	O		S	O	O	O	O	O	O	O	S			O	S	S		O	O	O	O	S	
O S		O	O	O		S	O	O	O	O	O	O	O	S			O	S	S		O	O	O	O	S	
O S		O	O	O		S	O	O	O	O	O	O	O	S			O	S	S		O	O	O	O	S	
O S		O	O	O		S	O	O	O	O	O	O	O	S			O	S	S		O	O	O	O	S	
O S		O	O	O		S	O	O	O	O	O	O	O	S			O	S	S		O	O	O	O	S	
O S		O	O	O		S	O	O	O	O	O	O	O	S			O	S	S		O	O	O	O	S	
O S		O	O	O		S	O	O	O	O	O	O	O	S			O	S	S		O	O	O	O	S	
O S		O	O	O		S	O	O	O	O	O	O	O	S			O	S	S		O	O	O	O	S	
O S		O	O	O		S	O	O	O	O	O	O	O	S			O	S	S		O	O	O	O	S	
O S		O	O	O		S	O	O	O	O	O	O	O	S			O	S	S		O	O	O	O	S	
O S		O	O	O		S	O	O	O	O	O	O	O	S			O	S	S		O	O	O	O	S	
O S		O	O	O		S	O	O	O	O	O	O	O	S			O	S	S		O	O	O	O	S	
O S		O	O	O		S	O	O	O	O	O	O	O	S			O	S	S		O	O	O	O	S	
O S		O	O	O		S	O	O	O	O	O	O	O	S			O	S	S		O	O	O	O	S	
O S		O	O	O		S	O	O	O	O	O	O	O	S			O	S	S		O	O	O	O	S	
O S		O	O	O		S	O	O	O	O	O	O	O	S			O	S	S		O	O	O	O	S	
O S		O	O	O		S	O	O	O	O	O	O	O	S			O	S	S		O	O	O	O	S	
O S		O	O	O		S	O	O	O	O	O	O	O	S			O	S	S		O	O	O	O	S	
O S		O	O	O		S	O	O	O	O	O	O	O	S			O	S	S		O	O	O	O	S	
O S		O	O	O		S	O	O	O	O	O	O	O	S			O	S	S		O	O	O	O	S	
O S		O	O	O		S	O	O	O	O	O	O	O	S			O	S	S		O	O	O	O	S	
O S		O	O	O		S	O	O	O	O	O	O	O	S			O	S	S		O	O	O	O	S	
O S		O	O	O		S	O	O	O	O	O	O	O	S			O	S	S		O	O	O	O	S	
O S		O	O	O		S	O	O	O	O	O	O	O	S			O	S	S							


NORDIC CRESTLINER

All prices and specifications subject to change. Nordic Crestliner Boat Company reserves the right to discontinue models or change prices, specifications, materials, equipment, color or design at any time without notice and without incurring obligations. Some models are shown with optional features.


Nordic Crestliner boats meet specifications and standards established by the U.S. Coast Guard and the associations listed below. Nordic Crestliner Boat Company is an active member of the National Marine Manufacturers Association and Boating Industry Association.

Nordic Crestliner
Boat Company
609 13th Avenue N.E.
Little Falls, MN 56345
(612) 632-6686

Nordican Boat
Company, Inc.
130 W. Gore St.
Thunder Bay, Ontario
P7E 3V9
(807) 475-4244



Sun Top




Full Top




Camper Top



Boarding Ladder



Teak Full Swim Platform




Teak 1/2 Swim Platform



Hard Top



Command Instrumentation



Promotions

Sold and Serviced By:

CRU
CRUC
APOLLO 6
MUSKIE 550