


1 9 9 8

Crestliner

THE LEADER BY INNOVATION



Eagle SERIES

There's simply no thrill that compares to the combination of big water, big fish and the big time performance of a Crestliner Eagle. The Eagle's Tru-V 17° V hull cuts cleanly through the roughest seas so you can sit back, relax and cruise or fish in comfort. SST models feature aft hideaway table and seats that pop up or down in seconds. Sterndrive models carry our patented Pocket that delivers total control of a kicker motor from the helm. Walk-around decks mean easy bow access for outrigger fishing, docking or loading. The cabins, with their padded



Hideaway table and seats on SST models.



Cabins are roomy, plush, with extra storage.



Optional hardtop comes with rod holders, electronics box and cockpit spotlights.

cushions, screened hatches and storage, are clearly built for comfort. Choose the hardtop option and get rocket launchers, built-in electronics compartment and cockpit spotlights. The dual fishwells, large capacity fuel tanks and our UniWeld hull design with the 20 year warranty* make these rigs the finest big water boats you can own.



2250 EAGLE I/O



EAGLE SPECIFICATIONS

	2160 Eagle SST	2360 Eagle SST	2250 Eagle I/O	2450 Eagle I/O
Overall Length	21'4"(6.5m)**	23'4"(7.1m)**	22'4"(6.8m)	24'4"(7.4m)
Maximum Beam	96"(244cm)	102"(259cm)	102"(259cm)	102"(259cm)
Maximum Transom Beam	96"(244cm)	102"(259cm)	102"(259cm)	102"(259cm)
Maximum Depth	46"(117cm)	51"(130cm)	51"(130cm)	51"(130cm)
Maximum Cockpit Depth	30"(76cm)	35"(89cm)	35"(89cm)	35"(89cm)
Weight	2100#(945kg)	2300#(1035kg)	3250#(1463kg)	3409#(1534kg)
Maximum Weight Capacity	2000#(900kg)	2400#(1088kg)	2400#(1088kg)	3000#(1360kg)
Maximum Person Capacity	10	10	10	10
Recommended H.P. Range	115-205	115-230	4.3L-5.0L	4.3L-5.0L
Fuel Capacity	45gal.(170 liter)	83gal.(314 liter)	83gal.(314 liter)	103gal.(390 liter)
Aluminum Gauge Bottom	.100	.100	.100	.100
Aluminum Gauge Sides	.090	.090	.090	.090
Aluminum Gauge Transom	.125	.125	.125	.125

**Includes SST

Our patented pocket lets you control a kicker motor right from the helm.



2450 EAGLE I/O

2 1 6 0 - 2 4 5 0

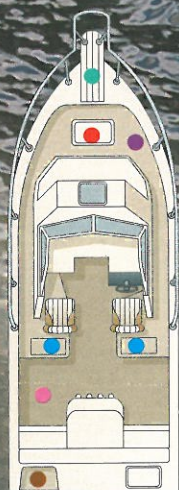



2160 EAGLE SST



2360 EAGLE SST

EVINRUDE
OUTBOARDS



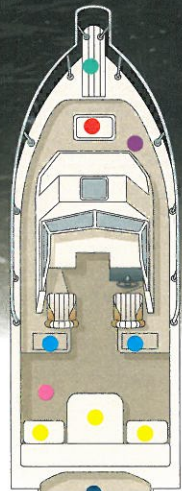
Eagle I/O

STANDARD FEATURES

- Hideaway seat & table on SST models
- Pocket on sterndrive
- Anchor locker
- Walk-around deck
- Dual aerated fishwells
- Bow pulpit
- SST transom
- Tru-V 17° UniWeld hull w/ 20 year warranty*
- Dock-Gard gunnel bumper
- Cabin hatch w/ screen
- Cabin windows
- Horn
- Auto bilge pump
- Courtesy lights
- Bow storage
- Windshield safety glass
- Navigation lights
- Crestliner graphics package
- Stainless steel welded bow rails
- Custom dash with full instrumentation
- Cockpit storage shelves
- Convertible sun top
- AM/FM stereo cassette
- Colors: burgundy, taupe, navy blue and forest green

OPTIONAL FEATURES

- Cockpit washdown system
- Galley
- Downrigger power outlets
- Porta-Potti head
- Hardtop w/ electronics box, lights, rod holders
- Transom cooler mount
- Canvas foul weather, aft, side curtains



Eagle SST

*Against failure of external hull welds

Phantom SERIES



Patented Conversion Bow goes from roomy fishing platform to comfortable bow seating quickly and easily.



Contoured stern bench seats give you room to stretch out and relax.



Huge recirculating livewell keeps fish alive longer.



Patented SST delivers more cockpit space, less noise and big water safety.

Families that love big water fish and ski fun won't find anything to match the performance, styling or innovations of our Phantom series. This line combines the sleek lines and style of fiberglass, the strength of aluminum and Crestliner innovations. Our exclusive SST (Space Saver Transom) gives you more cockpit room for all-day comfort and features a unique design that drains away washover water to deliver a dryer, big-water ride. There's a contoured stern seat that hides a huge recirculating lighted livewell and bait bucket. Our patented conversion bow goes quickly from plush, sporty bow seating to a roomy casting platform with a second livewell. Other features include locking storage for gear, skis and rods, curved windshield, sunlounge and two lock-in-place



pedestal seats with thick, removable foam cushions. Phantoms have a bow-mounted electronics panel with 12/24 volt trolling motor outlet, sun top, AM/FM stereo cassette with weatherband and 4-speaker system that surrounds you in sound, tilt steering, under console storage and Dock-Gard gunnel bumper for extra protection. One look is enough to show why Phantoms are the flagships of fish and ski boats.

Optional electronics package.

The popular suntop canvas comes standard on the Phantom series boats. It stores quickly and easily in its own storage area when not in use.



The Phantom is loaded with space to stow extra gear including under-console storage.



The new dash design keeps everything at your fingertips and houses a premium AM/FM stereo cassette with weatherband and 4-speaker sound system.



PHANTOM SPECIFICATIONS

	1900 Phantom SST	2100 Phantom SST
Overall Length	19'2"(5.8m)**	21'2"(6.5m)**
Maximum Beam	95"(240cm)	99"(251cm)
Maximum Transom Beam	95"(240cm)	99"(251cm)
Maximum Depth	41"(104cm)	45"(114cm)
Maximum Cockpit Depth	27"(68cm)	29"(74cm)
Weight	1650#(748kg)	1880#(853kg)
Maximum Weight Capacity	1625#(737kg)	1925#(873kg)
Maximum Person Capacity	8	10
Recommended H.P. Range	100-150	115-200
Fuel Capacity	43gal.(163 liter)	60gal.(227 liter)
Aluminum Gauge Bottom	.100	.100
Aluminum Gauge Sides	.090	.090
Aluminum Gauge Transom	.125	.125

*Against failure of external hull welds

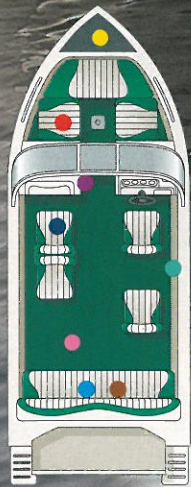
**Includes SST



1900 PHANTOM SST

1 9 0 0 - 2 1 0 0

2100 PHANTOM SST



Phantom SST

MERCURY OUTBOARDS

STANDARD FEATURES

- Sunlounge
- Conversion Bow with livewell
- Stern recirculating livewell with Auto timer and light
- Stern bench
- Rod locker & holders
- Bow trolling motor panel
- Tru-V 17° UniWeld hull w/ 20 year warranty*
- SST w/ platform & ladder
- Dock-Gard gunnel bumper
- Bow cushions w/ backrests
- Lock-in-position fishing chairs (2)
- Locking glove box
- Bow & under console storage
- Premium AM/FM stereo cassette
- Tilt steering
- Treated floor w/ limited lifetime warranty
- Convertible sun top w/ boot
- 12-volt power outlet
- Colors: burgundy, taupe, navy blue and forest green

OPTIONAL FEATURES

- Electronics package
- Dual fuel line pickup
- Canvas packages
- Starboard wiper
- Northwest package w/vinyl floor

Sportfish SERIES

Standard 12 volt plug runs cellular phone, spotlight or other accessories.



The optional swim platform features a drop-down ladder.



Custom tailored travel canvas is optional.



Aerated livewell.

Optional canvas protects come rain or shine.



The Sportfish adds up to one great boat series for families that love all around water fun. As easy as they are to trailer, these smooth-handling, dry-running boats pack in more than enough standard features and innovations to make it an ideal choice for families bent on having fun whether they're cruising, skiing or fishing. Features like our Conversion Bow that instantly converts from fishing platform to bow seating, with storage and aerated livewell, bow-mounted electronics panel with courtesy light, motor hookups and space for fish finder and accessory gauge, AM/FM cassette stereo, built-in fuel tank and extra cockpit space. An optional electronics package includes bow-mounted trolling motor and fish locator. The roomy stern casting platform has an aerated livewell and extra seat bases. There's also mega-storage areas with room for skis and space for even more gear under both sides of the console and rod locker. The exciting graphics package is protected by our Dock-Gard gunnel bumpers. You won't find any other boat that stretches the summer and your family's options for fun like a Crestliner Sportfish. Check one out at your Crestliner dealer and discover why fish and ski enthusiasts all over America have made the Sportfish I/O by far the most popular boat in its class.



Locking rod storage area.



Go from bow seating to casting platform in seconds with our conversion bow.



Built-in bow electronics panel is standard. Optional electronics package features Zercor locator (shown) and Motor Guide trolling motor.



S P O R T F I S H S P E C I F I C A T I O N S

	1750 Sportfish I/O	1850 Sportfish I/O	2050 Sportfish I/O	1750 Sportfish O/B	1850 Sportfish O/B	2050 Sportfish O/B
Overall Length	17'1"(5.2m)	18'2"(5.5m)	20'1"(6.1m)	17'1"(5.2m)	18'2"(5.5m)	20'1"(6.1m)
Maximum Beam	89"(226cm)	95"(241cm)	99"(251cm)	89"(226cm)	95"(241cm)	99"(251cm)
Maximum Transom Beam	89"(226cm)	95"(241cm)	99"(251cm)	89"(226cm)	95"(241cm)	99"(251cm)
Maximum Depth	41"(103cm)	41"(103cm)	45"(114cm)	41"(103cm)	41"(103cm)	45"(114cm)
Maximum Cockpit Depth	26"(66cm)	27"(68cm)	29"(73cm)	26"(66cm)	27"(68cm)	29"(73cm)
Weight	2045#(approx.) (w/ 3.0L)	2105#(954kg) (w/ 3.0L)	2460#(1107kg) (w/ 3.0L)	1280#(576kg)	1470#(667kg)	1630#(739kg)
Maximum Weight Capacity	1200#(544kg)	1625#(737kg)	1850#(839kg)	1425#(647kg)	1625#(737kg)	1925#(873kg)
Maximum Person Capacity	7	8	10	6	7	10
Recommended H.P. Range	3.0L 4 cyl.	3.0L-4.3L	3.0L-4.3L	90-150	115-175	125-200
Fuel Capacity	31gal.(117 liter)	43gal.(163 liter)	60gal.(227 liter)	31gal.(117L)	43gal.(163L)	60gal.(227L)
Aluminum Gauge Bottom	.100	.100	.100	.100	.100	.100
Aluminum Gauge Sides	.090	.090	.090	.090	.090	.090
Aluminum Gauge Transom	.125	.125	.125	.125	.125	.125

Rear casting platforms are standard on outboard models.

1 8 5 0 0 / B



1850 SPORTFISH O/B

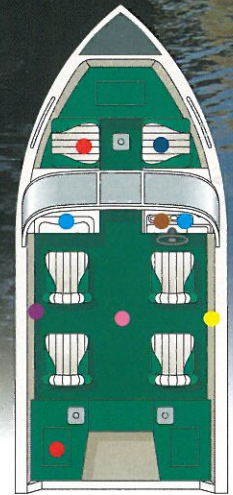
Johnson
OUTBOARDS

STANDARD FEATURES - OUTBOARD MODELS

- Bow Conversion ● 2 aerated livewells ● High-Tech dash ● Ski storage ● Under console storage
- Rod locker & holders ● Tru-V 17° UniWeld hull w/ 20 year warranty* ● Marine carpet ● Carpeted floor w/ limited lifetime warranty ● Dock-Gard gunnel bumper ● Lock-in-position fishing chairs (4) ● Non-glare dash ● Bow storage ● Bow cushions ● Bow trolling motor panel ● Horn ● Stainless steel bow rails ● Bilge pump ● Locking glove box ● AM/FM stereo cassette ● Colors: burgundy, taupe, navy blue and forest green

OPTIONAL FEATURES O/B

- Electronics package ● Swim platform
- Tilt steering ● Convertible sun top w/ boot ● Canvas packages ● Northwest package w/ vinyl floor ● Starboard wiper



Sportfish O/B

*Against failure of external hull welds

Sportfish

S E R I E S



1750 SPORTFISH O/B

 **Johnson**[®]
OUTBOARDS



2050 SPORTFISH O/B




2050 SPORTFISH I/O

Super Hawk S E R I E S



Accessible under console storage.



Rod storage is complete with Rod Savers.



Bow has room for battery, gear storage and livewell.

If you like your boats big, beamy and packed with enough fishing features to make you feel like a kid in a candy store, you're going to flip over our new Super Hawks. There's simply never been a boat on the water to match this rig for affordable value. Start with the extra wide, super-stable beam that makes you feel like the boat stretches into a couple of time zones and gives your whole crew plenty of room to stroll around or cast. Then check out the features like in-bow mega storage, trolling motor battery compartment and super-sized 27 gallon livewell. The 1700 model has an additional livewell in the stern. Super Hawks come with 2 plush pedestal seats and 5 base plates. There's also under-console storage, roomy glove box, rod holders and an open shelf for easy-access and more useable storage than ever. The sleek, aerodynamic console keeps all your instruments accessible and mounted for easy viewing. Also standard are stern casting decks with built-in 18 gallon fuel tanks. And all these features come in a boat built on the Crestliner UniWeld aluminum hull that carries the industry's strongest warranty, 20 years*. The eye-catching graphics are protected by our exclusive Dock-Gard gunnel bumpers. So if your family's looking for affordable fishing, cruising and skiing fun, the Super Hawk is the boat for you. You simply won't find a rig that delivers more value or fun than a Super Hawk.

EVINRUDE 
OUTBOARDS

SUPER HAWK SPECIFICATIONS

	1600 Super Hawk O/B	1700 Super Hawk O/B
Overall Length	16'3" (4.9m)	16'10" (5.1m)
Maximum Beam	87" (218cm)	88" (224cm)
Maximum Transom Beam	87" (218cm)	88" (224cm)
Maximum Depth	35" (88cm)	35" (88cm)
Maximum Cockpit Depth	26" (68cm)	26" (68cm)
Weight	1000# (444kg)	1125# (510kg)
Maximum Weight Capacity	1300# (590kg)	1425# (633kg)
Maximum Person Capacity	5	6
Recommended H.P. Range	50-90	70-115
Fuel Capacity	18gal. (68L)	18gal. (68L)
Aluminum Gauge Bottom	.090	.090
Aluminum Gauge Sides	.080	.080
Aluminum Gauge Transom	.125	.125



1700 is equipped with second livewell in stern, standard.



Optional suntop folds and stores overhead.

*Against failure of external hull welds

**NEW
FOR '98**

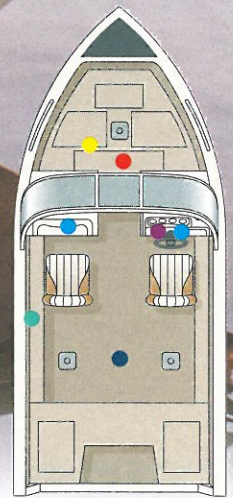
1 6 0 0 - 1 7 0 0



1600 SUPER HAWK



1700 SUPER HAWK



Super Hawk

STANDARD FEATURES

- Bow fishing platform ● Aerated livewell ● High-Tech dash ● Under console storage ● Rod holders ● UniWeld hull w/ 20 year warranty* ● Marine carpet ● Carpeted floor w/ limited lifetime warranty ● Dock-Gard gunnel bumper ● Non-glare dash ● Lock-in position fishing chairs (2) ● Bow storage ● Bow trolling motor outlet ● Horn ● Bilge pump ● Locking glove box ● Curved safety glass windshield ● Drink holders (4) ● Colors: burgundy, taupe, navy blue and forest green



OPTIONAL FEATURES

- Electronics package ● AM/FM stereo cassette ● Convertible sun top w/ boot ● Canvas packages ● Northwest package w/ vinyl floor



Rampage SERIES

This is the ideal package for folks who want one boat to ski or fish, party hearty all day and still have comfort and style enough to be perfect for a leisurely evening cruise. Whether you prefer an outboard or stern drive, our Rampage series blends all the features you could want in a deck boat with the performance, economy and value you can only find in a Crestliner. The innovative UniWeld hull design of the Rampage adds stability and channels water out and away from the boat, even at top running speeds. The result is a ride that's smoother and dryer than any boat in its class. Team performance like that with the unmatched Crestliner 20 year warranty* and you've got a rig that leaves the others in its wake. The Rampage packs in lots of other Crestliner extras like acres of storage for skis, rods and gear, virtually indestructible Roto-Cast furniture and the class and style of Crestliner. The cruising editions give you lots of ski storage while the fishing package carries built-in rod holders and mega-sized recirculating livewell up front with removable bait bucket. The fishing edition also features four fishing seat bases, two lower and two on the bow, casting platform with 2 plush, lock-in-place pedestal seats, lounge seating with a table and bow safety hand rails. The all-welded Rampage is available with an optional prewired 12/24-volt trolling motor outlet, ski tow pylon and a variety of canvas and electronics packages. There's a sun deck aft on the stern drive models. Outside, the Rampage carries great graphics and our unique Dock-Gard gunnel bumpers. Strap into a Rampage and rediscover your wild side this summer.



Hi-tech dash keeps all instruments clearly in view.

Standard drop-down privacy curtain is available with optional Porta-Potti.



Fishing edition includes casting platform and recirculating livewell.

RAMPAGE SPECIFICATIONS

	Rampage 2000 O/B Fishing/Cruising	Rampage 2000 I/O Cruising	Rampage 2200 I/O Cruising
Overall Length	20'4"(6.2m)	20'4"(6.2m)	22'4"(6.8m)
Maximum Beam	99"(253cm)	99"(253cm)	101"(258cm)
Maximum Transom Beam	99"(253cm)	99"(253cm)	101"(258cm)
Maximum Depth	42"(107cm)	42"(107cm)	42"(107cm)
Maximum Cockpit Depth	27"(69cm)	27"(69cm)	27"(69cm)
Weight	1650#(748kg)	2645#(1190kg) w/4.3L	2815#(1266kg) w/4.3L
Maximum Weight Capacity	2300#(1043kg)	2300#(1043kg)	2300#(1043kg)
Maximum Person Capacity	10	10	10
Recommended H.P. Range	90-150	3.0L-4.3L	3.0L-4.3L
Fuel Capacity	42gal.(159 liter)	42gal.(159 liter)	42gal.(159 liter)
Aluminum Gauge Bottom	.125	.125	.125
Aluminum Gauge Sides	.090	.090	.090
Aluminum Gauge Transom	.125	.125	.125

*Against failure of external hull welds

RAMPAGE 2000 I/O



2 0 0 0 - 2 2 0 0 1 / 0




RAMPAGE 2200 10

STANDARD FEATURES STERNDRIVE MODELS

- Roto-Cast lounge seating
- Custom console
- Captain's seat
- UniWeld hull w/ 20 year warranty*
- Table
- Storage
- Access gates
- Dock-Gard gunnel bumper
- Under floor fuel tank
- AM/FM stereo cassette
- Drop-down privacy curtain
- Stainless steel safety rails
- Colors: taupe, burgundy, navy blue and forest green

OPTIONAL FEATURES STERNDRIVE MODELS

- Tilt steering
- Ski tow
- Electronics package
- Canvas packages
- Stern ladder



Rampage 1/0

Rampage

S E R I E S


STANDARD FEATURES OUTBOARD MODELS

- Lounge seating ● Custom console ● Fishing seat bases (Fishing edition)
- Livewell w/ bait bucket and Auto timer (Fishing edition) ● Table ● Storage
- Captain's seat ● Access gates ● Dock-Gard gunnel bumper ● UniWeld hull w/ 20 year warranty* ● Under floor fuel tank ● AM/FM stereo cassette ● Colors: taupe, burgundy, navy blue and forest green

OPTIONAL FEATURES OUTBOARD MODELS

- Trolling motor outlet ● Ski tow pylon ● Electronics package ● Canvas package

*Against failure of external hull welds



Rampage O/B
cruising edition

Rampage O/B
fishing edition



RAMPAGE 2000 O/B
CRUISING EDITION

2 0 0 0 / B

RAMPAGE 2000 O/B
FISHING EDITION

CRESTLINER

 **Johnson**[®]
OUTBOARDS

Pontoon SERIES



Optional full enclosure on LSi models.



Impeccable fit and finish, right down to molded-in beverage holders.



Custom cover for all-weather protection.




Ergonomic dash puts total control at your fingertips.



Suntop protects from sun or rain then folds away for storage.

However you like your fun on the water, Crestliner makes the perfect pontoon. Choose our LSi model for cruising and partying, our CFI for family-style fishing or the compact, maneuverable Sport that almost lets you design your own boat. All of our pontoons are comfortable, plush, loaded with innovations and carry our industry-leading warranties. The LSi features a drop-down privacy room available with a Porta-Potti, plush bow seating or optional fold-down sleeper sofa. The helm has cooler, sink and plenty of storage. The LSi also comes with bimini top, full 8 1/2' beam, custom dash, courtesy lights, Dock-Gard gunnel bumper, AM/FM stereo cassette and tinted windscreen. The CFI pontoon's 8 1/2' beam delivers plenty of room to move around or cast. Other features include built-in rod holders and 17-gallon fuel tank, lock-in-place fishing seats, aerated livewell and bimini top. The galley has sink, faucet and a place to store a cooler or gear. The Roto-Cast console has extra storage and built-in beverage holders. The CFI also includes drop-down privacy room with optional Porta-Potti. Our Sport series is rigged with driver's seat, custom dash, Dock-Gard gunnel bumper, 8' beam, full-length keels. Add the options you want for comfort, fishing and fun.



Rugged stern boarding ladder folds up for cruising.



Exclusive Dock-Gard gunnel bumpers protect paint and graphics.



Fully equipped galley includes sink storage area for cooler and more.



Drop-down privacy is available with optional Porta-Potti.



Roto-Cast furniture and storage is virtually indestructible.

PONTON SPECIFICATIONS

	2085 LSi	2485 LSi	2085 CFI	1680 Sport	1880 Sport	2080 Sport	2480 Sport
Length/Pontoons	20'(6m)	24'(7.2m)	20'0"(6m)	16'0"(4.9m)	18'0"(5.4m)	20'0"(6m)	24'(7.2m)
Length/Deck	18'8"(5.7m)	22'8"(6.8m)	18'8"(5.7m)	15'6"(4.7m)	17'6"(5.3m)	18'8"(5.7m)	22'8"(6.8m)
Beam	102"(259cm)	102"(259cm)	102"(259cm)	96"(244cm)	96"(244cm)	96"(244cm)	96"(244cm)
Weight	1500#(680kg)	2000#(907kg)	1500#(680kg)	1050#(476kg)	1200#(540kg)	1350#(612kg)	2000#(907kg)
Tube Diameter	23"(58cm)	23"(58cm)	23"(58cm)	23"(58cm)	23"(58cm)	23"(58cm)	23"(58cm)
Tube Gauge	.080	.080	.080	.080	.080	.080	.080
Maximum Weight Capacity	2100#(952kg)	2155#(977kg)	2100#(952kg)	1500#(680kg)	1895#(859kg)	2100#(952kg)	2155#(977kg)
Maximum Person Capacity	12	14	12	7	8	12	14
Recommended H.P. Range	10-90	10-120	10-90	10-40	10-60	10-90	10-120
Fuel Capacity	25gal.(94L)	25gal.(94L)	17gal.(64L)	portable	portable	portable	portable

*Against failure of external hull welds

2 0 8 5 C F i




2085 CFI

STANDARD FEATURES - CFI

- Privacy curtain ● Roto-Cast helm ● ● Rod holders ● ● Wheelchair accessible gates ● ● Aerated livewell ● ● Treated deck w/ limited lifetime warranty ● Roto-Cast furniture ● Hydro-Tech transom ● Dock-Gard gunnel bumper ● Full length keels ● Interior lights ● Sealed bulkheads ● AM/FM stereo cassette ● Bimini top w/ boot ● Horn ● 5 fishing chairs ● Deck cleats ● Aluminum cross members ● Bolted deck construction ● Roto-Cast entertainment center w/ sink, cooler & storage ● Deluxe helm console ● Radius bow deck ● Colors: taupe, burgundy, navy blue and forest green

OPTIONAL FEATURES - CFI

- Electronics package ● Porta-Potti ● Play-pen cover ● Table ● Pro-Pac



2085 CFI


Pontoon S E R I E S




Optional bow seating features under seat storage and thick cushions that fold down instantly to convert to a roomy sun lounging or napping platform.



Galley features sink, faucet and plenty of storage area underneath.



High-tech dash keeps all instrumentation right in front of you for easy access and monitoring.



Johnson
OUTBOARDS

2085 LSI

2485 LSI

1 7 5 0 - 2 0 5 0

1850 SPORTFISH I/O

**VOLVO
PENTA**


1750 SPORTFISH I/O

STANDARD FEATURES - STERNDRIVE MODELS

- Bow Conversion ● Aerated livewell ● High-Tech dash ● Ski storage ● Under console storage
- Hidden top storage ● Rod locker & holders ● Tru-V 17° UniWeld hull w/ 20 year warranty* ● Marine carpet ● Sunlounge seat ● Carpeted floor w/ limited lifetime warranty ● Dock-Gard gunnel bumper ● Non-glare dash ● Fishing chairs (2) ● Bow storage ● Bow cushions ● Bow trolling motor panel ● Horn ● Stainless steel bow rails ● Bilge pump ● Locking glove box ● AM/FM stereo cassette ● Colors: burgundy, taupe, navy blue and forest green

OPTIONAL FEATURES - STERNDRIVE MODELS

- Electronics package ● Swim platform ● Tilt steering ● Convertible sun top w/ boot ● Canvas packages ● Northwest package w/ vinyl floor ● Starboard wiper



Sportfish I/O

*Against failure of external hull welds

2 0 8 5 - 2 4 8 5 L S i



2485 LSI

Johnson
OUTBOARDS

STANDARD FEATURES LSI

- Privacy curtain
- Roto-Cast helm
- Wheelchair access
- Roto-Cast entertainment center
- 25-gal. fuel tank
- Rear access gate
- Treated deck w/ limited lifetime warranty
- Dock-Gard gunnel bumper
- Full length keels
- Hydro-Tech transom
- Bolted deck construction
- AM/FM stereo cassette
- Roto-Cast furniture
- Interior lights
- Bimini top w/ boot
- Radius bow deck
- Deluxe dash console
- Deluxe marine carpet
- Horn
- Colors: taupe, burgundy, navy blue and forest green

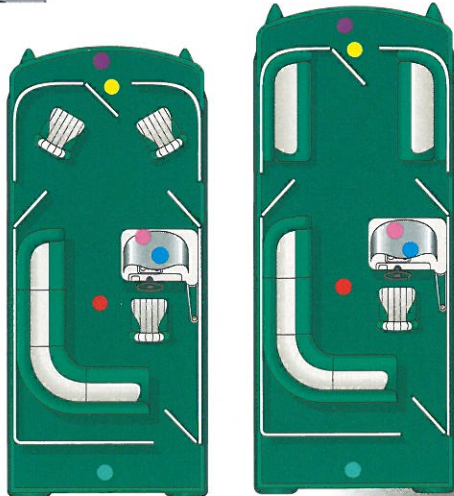
OPTIONAL FEATURES LSI

- Docking lights
- Front sleeper seat
- Gas grill
- Arm rest/drink holder
- Porta-Potti
- Canvas day & full enclosures
- Play-pen cover
- Stern boarding ladder

Pontoon SERIES



Single pod style dash is compact easy to read and made to last.



Rig the seating in your Sport for fishing or...

...for all day cruising and lounging.


STANDARD FEATURES - SPORT

- Roto-Cast helm ● Wheelchair accessible gates ● Hydro-Tech transom
- Storage ● Treated deck w/ limited lifetime warranty ● Streamline radius bow
- Bimini top w/ boot ● Dock-Gard gunnel bumper ● Horn ● Bolted deck construction
- Custom dash ● Sealed pontoon bulkheads ● Full length keels ● Aluminum cross members
- Rear access gate (except 1680 model) ● Navigation lights ● Deluxe marine carpet
- Colors: taupe, burgundy, navy blue and forest green

OPTIONAL FEATURES - SPORT

- Fishing package ● Cruising package ● Built-in 17-gallon fuel tank
- Pro-Pac ● Electronics package ● AM/FM stereo cassette ● Play-pen cover ● Stern boarding ladder

Johnson
OUTBOARDS



1680 SPORT



1880 SPORT



2480 SPORT

1 6 8 0 - 2 4 8 0 S P O R T



CRESTLINER

2080 SPORT

EVINRUDE
OUTBOARDS

Crestliner


WE BUILD THEM BETTER SO YOU CAN

If you want to know which boat is the best built on the market, all you have to do is compare warranties. After all, nobody knows a boat better than the people who build it. And nobody's about to give you a warranty that lasts longer than their boat. So it's no accident that no boat is backed by a stronger warranty than Crestliner. So, after you compare performance, comfort, style and innovation be sure to compare the fine print. Once you do, you won't be satisfied owning anything less than a Crestliner.



Pontoon features include: **A** Uni-Weld Hydro Tech transom for a smooth, dry ride; **B** Drop-down changing rooms with optional Porti-Potti; **C** Exclusive rolled-channel fencing. No rivets to rattle or work loose;

D Plush Roto-Cast furniture for cruising or fishing packages; **E** Bimini top; **F** Roomy, carpeted decks. **G** 23" welded tubes with full length extruded keels deliver better tracking and durability; **Crestliner Boats feature:** **H** Rivet-free Tru-V hull with UniWeld construction and 20 year warranty*; **I** Reverse-chine construction for faster planing and dryer ride; **J** Balanced closed-cell foam meets or exceeds Coast Guard regulations; **K** Seams are welded with our exclusive tongue-in-channel system that strengthens the bond; **L** Specially treated deck panels carry a limited lifetime warranty and are finished with marine-grade carpet or vinyl; **M** Intricate stringer superstructures strengthen and support every inch of a Crestliner; **N** Aerated livewells come complete with removable bait pails on some models; **O** Casting platform with roomy storage compartment; **P** Some models feature lighted livewells that aerate and recirculate water; **Q** Some models feature 12 volt power outlets to power phone, spotlight or other gear; **R** Lock-in-



Johnson
OUTBOARDS

ENJOY THEM LONGER


place seat pedestals are reinforced with an aluminum below-deck plates;
S Non-glare dash with windscreen and instrumentation; **T** Storage areas for batteries and other gear; **U** Extra plush fishing seats have removable cushions;
V Dock-Gard gunnel bumpers protect the paint and graphics; **W** Smooth-sided style with full-length graphics; **X** Bow-mounted trolling motor panels feature courtesy light, motor hookups and space for fish finder and accessory gauge.
Y AM/FM cassette stereo including, on some models, weatherband and four speakers; **Z** Comfortable color coordinated upholstery is designed to last.

20-YEAR* NON-PRORATED WARRANTY

TOP BOAT MANUFACTURERS HULL WARRANTIES AND WHAT THEY PAY

MODEL	1st Year	2nd Year	3rd Year	4th Year	5th Year	6th Year	7th Year	8th Year	9th Year	10th Year	11th Year	12th Year	13th Year	14th Year	15th Year	16th Year	17th Year	18th Year	19th Year	20th Year
*CRESTLINER	100%	100%	100%	100%	100%	100%	100%	100%	100%	100%	100%	100%	100%	100%	100%	100%	100%	100%	100%	100%
Alumacraft	100%	100%	80%	70%	60%	50%	40%	30%	20%	10%	0%	0%	0%	0%	0%	0%	0%	0%	0%	0%
Sea Nymph	100%	100%	80%	70%	60%	50%	40%	30%	20%	10%	0%	0%	0%	0%	0%	0%	0%	0%	0%	0%
Starcraft	100%	100%	80%	70%	60%	50%	40%	30%	20%	10%	0%	0%	0%	0%	0%	0%	0%	0%	0%	0%
Smoker Craft	100%	100%	80%	70%	60%	50%	40%	30%	20%	10%	0%	0%	0%	0%	0%	0%	0%	0%	0%	0%
Sylvan	100%	100%	80%	70%	60%	50%	40%	30%	20%	10%	0%	0%	0%	0%	0%	0%	0%	0%	0%	0%
Fisher	100%	100%	100%	100%	100%	0%	0%	0%	0%	0%	0%	0%	0%	0%	0%	0%	0%	0%	0%	0%

Based on information received from the listed manufacturers regarding 1997 hull warranties. Competitors' warranties may change. Chart is for comparison only.
 *Against failure of external hull welds



EVINRUDE
OUTBOARDS

Tournament SERIES



Mega storage includes rod lockers...




Livewell/storage options...



... & dry storage in the bow.



Bow electronics panel, ready for rigging.



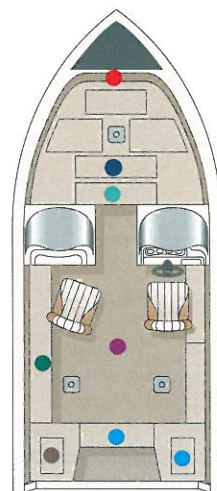
Select from a variety of electronics options.

Here's a brand new line that takes its fishing seriously and packs in enough features to make even boat sponsored pro anglers feel a little inadequate in their Pro rigs. Everything about these Tournament series boats has been engineered for the most serious angler. The boats are built with incredible width and uncluttered floor plans that let you move completely and freely around the boat playing a fish while someone else is switching gear or reloading bait. The Roto-Cast storage is roomy, dry and easily accessible. Two lighted, recirculating livewells are standard, a 15 gallon well in the stern and a 30 gallon ocean in the bow, but there's also room to add a third. Operating switches are set at the livewells for fast, easy access. There's room to rig up to four of our exclusive lock-in-place, plushly padded pedestal fishing seats. And, everywhere you look you'll find loads of storage room. Also standard are rear fishing platform, rod box, rivet-free Tru-V 17° UniWeld hull design with 20 year warranty*, higher bow design for dry running in big water and bow trolling motor panel with courtesy light and room for fish finder, accessory gauge and motor hookups. Available models include tiller, single and dual console with contoured windscreens. You've locked yourself up a spot on the leader board every time you fish these Tournaments.

TOURNAMENT SERIES SPECIFICATIONS

	1750 Tournament Series	1850 Tournament Series
Overall Length	17'1"(5.2m)	18'2"(5.5m)
Maximum Beam	89"(225cm)	95"(240cm)
Maximum Transom Beam	89"(225cm)	95"(240cm)
Maximum Depth	41"(103cm)	41"(103cm)
Maximum Cockpit Depth	26"(66cm)	27"(68.5cm)
Weight	1090#(491kg)	1490#(670kg)
Maximum Weight Capacity	1425#(646kg)	1800#(810kg)
Maximum Person Capacity	6	7
Recommended H.P. Range	60-80 Tiller 90-150 Console	70-90 Tiller 115-175 Console
Fuel Capacity	31gal.(117L)	43gal.(163 L)
Aluminum Gauge Bottom	.100	.100
Aluminum Gauge Sides	.090	.090
Aluminum Gauge Transom	.125	.125

*Against failure of external hull welds



1850
Tournament Series DC

Custom canvas covers protect your rig while trailering or in storage.



Compact but efficient console gives you more maneuverability in the cockpit.



On tiller models, electronics panel location keeps total control at your fingertips.



15 gallon lighted stern livewell recirculates and aerates.



Giant 30 gallon bow livewell also recirculates and aerates.



STANDARD FEATURES - 1850

- Bow trolling motor panel with courtesy light, and spots for accessory gauge & fish finder
- 30-gal. & ● 15-gal. recirculating livewells w/ Auto timer and light
- Battery storage
- Bow casting platform w/ Roto-Cast dry storage
- Tru-V 17° UniWeld hull w/ 20 year warranty*
- Lockable rod storage
- Custom carpet
- Deluxe console w/ windscreen (SC model)
- Deluxe console w/ electronics compartment (tiller model)
- Rod savers
- Concealed horn
- Colors: taupe, burgundy, navy blue and forest green

**NEW
FOR '98**

1 8 5 0



1850 TOURNAMENT SERIES DC

**MERCURY
OUTBOARDS**

OPTIONAL FEATURES - 1850

- Electronics package
- Tilt steering wheel
- AM/FM stereo cassette
- Dual fuel line pickup
- Hydraulic steering
- Power pedestal
- Northwest package w/ vinyl floor
- Battery charger
- Port Console w/windscreen



1850 TOURNAMENT SERIES SC

Tournament SERIES

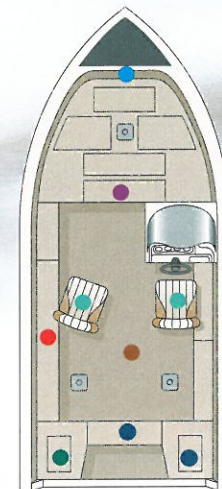


1750 TOURNAMENT SERIES TILLER

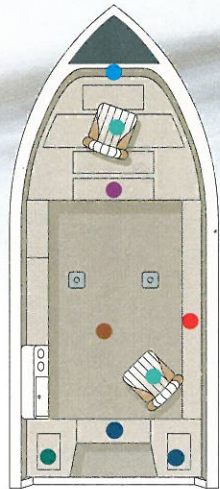


1750 TOURNAMENT SERIES SC

EVINRUDE
OUTBOARDS



1750
Tournament Series SC



1750
Tournament Series Tiller

1 7 5 0



1750 TOURNAMENT SERIES DC

Johnson
OUTBOARDS

STANDARD FEATURES - 1750

- Battery storage ● Bow trolling motor panel w/ courtesy light & space for accessory gauge and fish finder
- 30-gal. ● & 15-gal. recirculating livewells w/ Auto timer and light ● Flat-topped rod lockers ● Fishing chairs (2)
- Tru V 17° UniWeld hull w/ 20 year warranty* ● Treated floor w/ lifetime warranty ● Carpeted floor ● Dock-Gard gunnel bumper ● Deluxe side console w/ windscreen (SC model) ● Deluxe console w/ electronics compartment (tiller model)
- Rod savers ● Colors: taupe, burgundy, navy blue and forest green

OPTIONAL FEATURES - 1750

- Electronics package ● Battery charger ● Tilt steering
- AM/FM stereo cassette ● Power pedestal ● Port console with windscreen

*Against failure of external hull welds


Fish Hawk

S E R I E S

Lighted, bow-mounted panel is ready for our optional electronics package.



Incredible value is just one of the innovations that makes these affordable Fish Hawks some of the most popular boats around. And you won't find any boat in the Hawks' class that can compare for beam width. That means you get more room for casting and moving around as well as a safer, more stable ride. Available features include the smooth-riding UniWeld hull design with 20 year warranty*, bow electronics panel with courtesy light, huge 27-gallon livewell, 12-volt power outlet, baitwell, battery storage, easy-access lockable rod locker and plenty of storage bow to stern. These super-wide Fish Hawks have extra floor space and stability so you're comfortable and confident moving around and casting. Their lighter weight means great response and performance even with smaller engines and makes them ideal for getting into remote, fish-laden lakes with less than perfect landings. The available Fish Hawk series includes 16, 1650 and 1750 models with tiller or side console.



Locking boxes protect your rods and provide shelf storage when closed.




Bow equipped with livewell, battery storage and plenty of space to stow gear.

FISH HAWK SPECIFICATIONS

	1750/1750 SC	1650/1650 SC	16/16 SC
Overall Length	17'2"(5.2m)	16'0"(4.9m)	16'(4.8m)
Maximum Beam	91"(231cm)	87"(218cm)	75"(191cm)
Maximum Transom Beam	91"(231cm)	87"(218cm)	75"(191cm)
Maximum Depth	35"(88cm)	35"(88cm)	30.5"(77cm)
Maximum Cockpit Depth	24"(61cm)	24"(61cm)	20.5 (52cm)
Weight	1100#(495kg)	800#(360kg)	575#(261kg)
Maximum Weight Capacity	1450#(657kg)	1200#(540kg)	1200#(544kg)
Maximum Person Capacity	6	5	5
Recommended H.P. Range	40-80 Tiller 40-115 Console	25-60 Tiller 25-90 Console	15-40 tiller 25-60 console
Fuel Capacity	26gal.(98L)	18gal.(68L)	portable
Aluminum Gauge Bottom	.090	.090	.080
Aluminum Gauge Sides	.080	.080	.080
Aluminum Gauge Transom	.125	.125	.090

*Against failure of external hull welds

EVINRUDE
OUTBOARDS

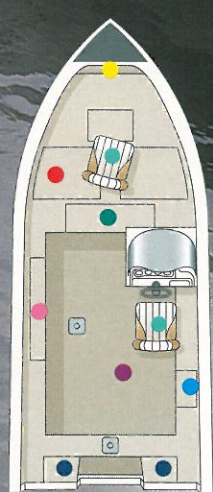


1750 FISH HAWK TILLER

1 7 5 0



Johnson
OUTBOARDS



1750 Fish Hawk SC

1750 FISH HAWK SC

STANDARD FEATURES - 1750

- Fishing chairs (2)
- Rod locker/ savers
- Bow trolling motor panel
- Aerated 27-gal. livewell
- Battery and oil tank reservoir
- Aerated baitwell
- UniWeld hull w/20 year warranty*
- Casting platform w/ storage compartments
- Bilge pump
- Dock-Gard gunnel bumper
- Custom console w/ dash & windscreen (SC model)
- Custom dash pod (tiller model)
- 16 oz. marine Carpet
- Treated floor w/ limited lifetime warranty
- Colors: taupe, burgundy, navy blue and forest green

OPTIONAL FEATURES - 1750

- Electronics package
- Concealed horn
- AM/FM stereo cassette
- Northwest package with vinyl floor
- Fishing chair w/ power pedestal

Fish Hawk

S E R I E S 1 6 5 0

EVINRUDE
OUTBOARDS

1650 FISH HAWK TILLER




Efficient tiller-model control panels keep all instruments within reach.



All models feature 12 volt power outlets to power phone, spotlight or other gear.



Ergonomic dash houses wrap-around windscreen, area for fish locator, and optional AM/FM stereo cassette.



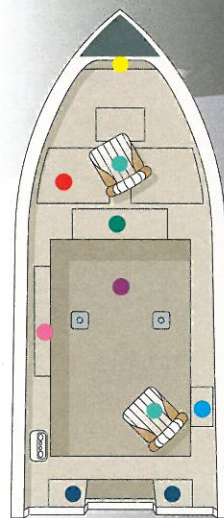
Oversized baitwells keep your bait healthy, lively and easily within reach.

STANDARD FEATURES — 1650

- Fishing chairs (2) ● Rod locker/ savers ● Bow trolling motor panel
- Aerated 27-gal. livewell ● Battery and oil tank reservoir ● Aerated baitwell
- UniWeld hull w/20 year warranty* ● Casting platform w/ storage compartments ● Bilge pump ● Dock-Gard gunnel bumper ● Custom console w/ dash & windscreen (SC model) ● Custom dash pod (tiller model)
- 16 oz. marine Carpet ● Treated floor w/ limited lifetime warranty ● Colors: taupe, burgundy, navy blue and forest green

OPTIONAL FEATURES — 1650

- Electronics package ● Concealed horn ● AM/FM stereo cassette ● Northwest package with vinyl floor ● Fishing chair w/ power pedestal



1650 Fish Hawk Tiller

1650 FISH HAWK SC

*Against failure of external hull welds

**NEW
FOR '98**

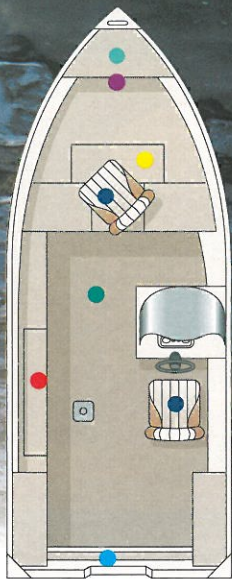


Johnson
OUTBOARDS

Fish Hawk SERIES



16 FISH HAWK SC



16 Fish Hawk SC

STANDARD FEATURES - 16

- Aerated livewell ● Rod locker ● Fishing seats (2) w/ 3 bases ● Bow deck w/ storage ● Stern pan w/ drain
- Bow trolling motor outlet ● UniWeld hull with 20 year warranty* ● 16-oz. Marine carpet ● Custom console w/ dash & windscreen (SC model) ● Custom dash pod (tiller model) ● Treated floor w/ limited lifetime warranty ● Crestliner graphics package ● Navigation lights ● 12-volt power outlet ● Welded extruded center keel ● Colors: taupe, burgundy, navy blue and forest green

OPTIONAL FEATURES - 16

- Electronics package ● Battery charger ● Concealed horn ● Fishing chair w/ pedestal, Northwest package w/ vinyl floor

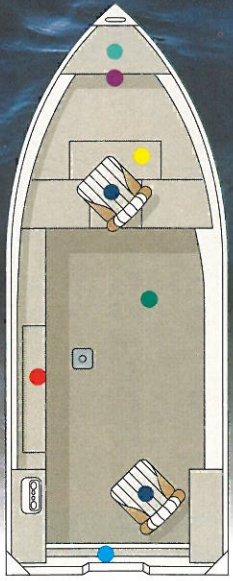
*Against failure of external hull welds

1 6



16 FISH HAWK TILLER

MERCURY OUTBOARDS




16 Fish Hawk Tiller



Value means more storage than you'll find in any comparably priced boat.



Large, aerated livewell.




Swivel seats rotate when you want them to and then safely lock-in-place with the flip of a lever.


Pro SERIES

Get all the function and performance of a bass boat in a rig that's built on a rock-solid, rivet-free, all-welded hull. Every rig in our Pro series has been designed with every bit of the same hard-nosed quality as our big water boats. That means you get a boat with unequalled strength and reliability to handle rivers, marshes and rough backwaters. And Pros don't skimp when it comes to comfort or performance features. They give you all the extras that make it a pleasure to spend all day dragging hawks out of the weeds. Features include roomy casting decks, built-in rod holders, aerated livewells, extra space for

Lighted bow panels are pre-wired for our optional trolling motor and depth finder.



rods and other gear, dry storage, custom console, comfortable marine-grade carpet, 4 seat bases and 3 fishing seats that are secured in place while you're flying over the water. The 1700, 1800 and 1750 give you additional features that include bow trolling motor panels, a second livewell and dry storage. And every one of our Pro series boats carries the Crestliner 20 year warranty*, still the unsurpassed leader in the market. Add it all up and it's no wonder that the solid Pro continues to be the industry's leading all-welded aluminum bass rig.



Roomy bow casting platform has loads of storage beneath.



Console features contoured windscreen and ample room for electronics.



1600 PRO



1700 PRO

PRO SPECIFICATIONS

	1600 Pro	1700 Pro	1800 Pro	1750 Tournament Pro
Overall Length	16'0"(4.9m)	17'0"(5.2m)	18'2"(5.5m)	17'3"(5.2m)
Maximum Beam	72"(183cm)	72"(183cm)	83"(210cm)	88"(223cm)
Bottom Width	49"(124cm)	49"(124cm)	60"(153cm)	NA
Weight	690#(314kg)	785#(356kg)	970#(440kg)	1130#(508kg)
Maximum Weight Capacity	900#(405kg)	900#(405kg)	1235#(560)	1425#(641kg)
Maximum Person Capacity	4	4	5	5
Recommended H.P. Range	10-50	30-75	60-90	60-140
Fuel Capacity	Portable	14gal.(53L)	24gal.(91L)	29gal.(110L)
Aluminum Gauge Bottom	.100	.100	.100	.100
Aluminum Gauge Sides	.090	.090	.100	.090
Aluminum Gauge Transom	.125	.125	.125	.125

*Against failure of external hull welds

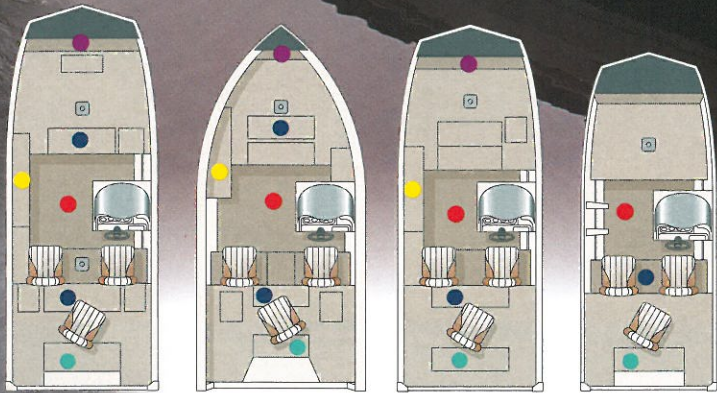
EVINRUDE
OUTBOARDS

1 6 0 0 - 1 8 0 0

1800 PRO

Johnson
OUTBOARDS

1750 TOURNAMENT PRO



1800 Pro

1750 Tournament Pro

1700 Pro

1600 Pro

STANDARD FEATURES

● Rod storage ● Battery compartments ● Bow trolling motor panel ● Aerated livewell ● 20 year hull warranty* • Fishing seats (3) & 4 bases • Custom console w/dash & windscreen • Treated floor with limited lifetime warranty • Storage compartments • 16-oz. Marine grade carpet • Navigation lights • Crestliner graphics package • Colors: taupe, burgundy, navy blue and forest green

OPTIONAL FEATURES

• Electronics packages • AM/FM stereo cassette • Battery charger • Concealed horn

Kodiak

& X SERIES

Our Kodiak and X series packs real Crestliner quality, innovations and value into sharp little rigs that are as tough as they are dependable. That's why they've become a favorite with resort owners and anyone who appreciates real value. The Kodiaks have heavy-gauge aluminum Tuff-Weld hulls and welded keels. The corner seats in the stern give you plenty of room to move around and get at the engine. There are stern lifting handles, stern pan with drain holes and oar locks. The Kodiak 18 model also features a flat bow deck and non-skid vinyl floor. They also give you the option to add console steering right from the factory. Naturally, Kodiak hulls are covered with our industry-leading 20 year warranty*. Other options include olive drab color, navigation lights and built-in fuel tank on the 18' model. Eye-catching colors and sharp looking Kodiak graphics provide style that makes these minimum-maintenance boats a far greater value than any comparably priced rig on the water. Kodiaks boats are available in 14, 16 and 18 foot lengths with tillers or single consoles. New this year, Crestliner offers the X-Series. A lightweight, value oriented utility boat. This riveted boat series provides dependability, value, minimum maintenance requirements for the value conscious buyer. Available in 12', 14', and 16' tiller models.



KODIAK 16 SC


K O D I A K S P E C I F I C A T I O N S

	14/ 14 SC Kodiak	16/16 SC Kodiak	18/18 SC Kodiak	X-120	X-140	X-160
Overall Length	14'(4.2m)	16'(4.8m)	17'5"(5.3m)	12'1"(3.7m)	14'(4.3m)	15'10"(4.5m)
Maximum Beam	71"(180cm)	71"(180cm)	78"(198cm)	58"(147cm)	60"(152cm)	69"(175cm)
Bow Depth	27"(69cm)	27"(69cm)	32"(81cm)	24"(61cm)	23"(58cm)	26"(66cm)
Weight	255#(115kg)	310#(141kg)	625#(281kg)	130#(58kg)	170#(76kg)	248#(112kg)
Maximum Weight Capacity	1010#(458kg)	1300#(585kg)	1390#(630kg)	642#(289kg)	780#(351kg)	960#/1300# (432kg/585kg)
Maximum Person Capacity	4	6	7	3	3	6
Recommended H.P. Range	10-35	15-40	20-50	2-10	5-15	10-30(15") 10-35(20")
Aluminum Gauge Bottom	.080	.080	.100	.058	.058	.063
Aluminum Gauge Sides	.080	.080	.090	.051	.051	.058
Aluminum Gauge Transom	.090	.090	.100			
Transom	15"/20"	15"/20"	20" Std.	15"	15"	15"/20"

*Against failure of external hull welds

X 120

X 140



X 160

1 2 - 1 8

KODIAK 14 TILLER



KODIAK 18 TILLER

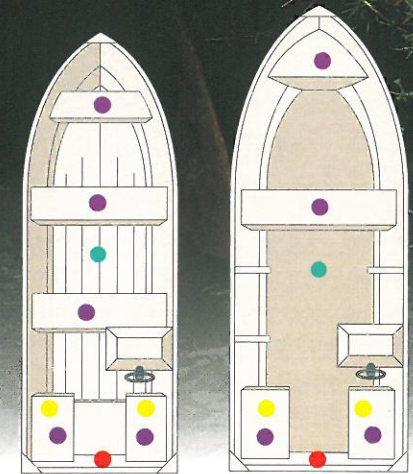
EVINRUDE
OUTBOARDS

STANDARD FEATURES - KODIAK

- Level flotation
- Stern pan w/ drain holes
- Welded keels
- Corner seats
- Skid-resistant floor
- Tuff-Weld hull with 20 year hull warranty*
- Flat floor & bow deck**
- Oar Locks
- Stern lifting handles
- Crestliner graphics w/ Almond base & Navy Blue accent
- Baked acrylic finish

OPTIONAL FEATURES-KODIAK

- Olive drab color
- Navigation lights
- Built-in 18-gallon fuel tank**



Kodiak 16 SC

Kodiak 18 SC


**Available on Kodiak 18 only

Jon S E R I E S


1 2 3 6 - 1 8 6 0

Any job is easier to tackle when you've got the right tool. And Crestliner Jon boats are definitely right whenever you need a utility boat rugged enough to get you to the job over any kind of water. Crestliner Jon boats are unquestionably the toughest made. They're built with extra durable heavy-gauge Tuff-Weld hulls welded keels, baked-on acrylic paint, bow and stern handles and a bow deck

design that doesn't take up extra floor space. They also come with the 20 year Crestliner hull warranty*, the industry's best. You'll find there's a Crestliner Jon boat with the exact design to reliably handle any job that needs doing.



Optional locking rod and gear storage, built rugged as the boats themselves.



1648 Jon SC

1648 MSD SC

STANDARD

- Skid resistance floor • Storage well • Level Flotation • Oar locks
- Bow & stern handles • Tuff-Weld hull design with 20 year hull warranty* • Baked acrylic paint • Bench seats

OPTIONS

- Navigation lights • Rod & gear storage • Trolling motor mounting plate



1-860-JON-MSD

J O N S P E C I F I C A T I O N S

	1236	1436	1448/ 1448 SC/ 1448 MSD/ MSD SC	1648/ 1648 SC/ 1648 MSD/ MSD SC	1860 MSD/ MSD SC
Overall Length	12'(3.7m)	14'(4.3m)	14'(4.3m)	16'(4.9m)	18'2"(5.5m)
Bottom Width	36"(91cm)	36"(91cm)	48"(122cm)	48"(122cm)	60"(153cm)
Top Beam	54"(137cm)	54"(137cm)	70"(178cm)	70"(178cm)	83"(211cm)
Maximum Depth	15"(38cm)	15"(38cm)	18"(46cm)	18"(46cm)	22"(56cm)
Weight	180#(81kg)	190#(86kg)	250#(113kg)	290#(132kg)	550#(250kg)
Maximum Weight Capacity	585#(263kg)	545#(247kg)	880#(396kg)	1050#(472kg)	1270#(577kg)
Maximum Person Capacity	3	3	3	5	7
Recommended H.P. Range	2-10	7-20	5-25	8-35 Tiller/10-50 Console	50 Tiller/60 Console
Aluminum Gauge Bottom	.080	.080	.080	.080	.100
Transom	15"	15"	15"/20"	15"/20"	20"

*Against failure of external hull welds



1648 JON SC



1436 JON

Clothing



POLO SHIRTS

Stay cool and comfortable in our 100% combed cotton polo shirts with embroidered logo. Features knit collar & cuffs, horn-tone buttons, taped seams and side vents.

- A. Pearl/Taupe#4208
- B. Navy/Khaki#4208

TWILL BUTTON DOWNS

100% cotton long sleeve twill shirt sports button down-collar, wood-tone buttons, single button cuff & sleeve placket and Crestliner logo.

- C. Forest#126
- D. Navy#126

CLASSIC DENIM

100% cotton long sleeve shirt with button-down collar, wood-tone buttons, single button cuff and Crestliner logo.

- E. Denim#101
- F. Natural#101

SWEATSHIRTS

Comfortably cozy 50% cotton/ 50% polyester blend with two wood-tone button henley placket, ribbed cuffs & waistband. Crestliner logo is embroidered on chest.

- G. Natural#87030
- H. Moss#87030

PORT AUTHORITY JACKETS

Water resistant nylon shell lined with poly cotton blend fleece has nylon lined sleeves, inside storm flap & zip pocket, zipping outside slash pockets, Crestliner logo.

- I. Navy#J756

SPINNAKER JACKETS

Distinctive poplin harbor cloth with mesh body lining, three zippered outside pockets, inside chest pocket, hidden hood and Crestliner logo.

- J. Pine/Navy/ Cranberry#8435

CAPS

Adjustable, comfortable two-tone cotton/poly blend caps carry double stitching for extra durability.

- K. Maroon/ Khaki#6089

CRESTLINER, INC.

A **Genmar** Subsidiary

609 13th Avenue N.E.

Little Falls, Minnesota 56345

To talk with the dealer nearest you,

dial 1-800-889-7020 ext.111

or 320/632-6686

All prices and specifications subject to change. Crestliner, Inc. reserves the right to discontinue models or change prices, specifications, materials, equipment, color or design at any time without notice and without incurring obligations. Some models are shown with optional features. Outboard boat weights shown in this catalog reflect the approximate weight of the boat only, and do not include weights of the outboard motor or accessories installed. All boats meet or exceed specifications and standards established by the U.S. Coast Guard. Crestliner, Inc. is an active member of the National Marine Manufacturers Association.

Warranty: The Crestliner 20 year hull and limited lifetime deck warranties continue to lead the industry. In addition, we warrant each boat we manufacture to be structurally sound and free from defects in material and workmanship to the original retail purchaser. A copy of our limited warranty is attached to each new boat or may be obtained from your Crestliner dealer.*

© 1997 Crestliner Inc.

<http://www.crestliner.com>

*Against failure of external hull welds



THE LEADER BY INNOVATION



National Marine Manufacturers Association



DUCKS UNLIMITED