



19

99


THE LEADER BY INNOVATION



CRESTLINER. BUILT BETTER TO LAST LONGER.

There's a reason Crestliner is known throughout the boating industry as the Leader by Innovation. And that reason can be summed up in one word. Quality. Through superior design, engineering, materials and craftsmanship. Attention to detail. Rigorous testing. Constant adaptation to state-of-the-art manufacturing techniques. And if the latest techniques fall short of our demand for quality, we invent new ones.



We're not satisfied until we're positive you'll be satisfied. Which means your new Crestliner is not only the best-built aluminum boat you can buy, but also the best-looking, best-performing, longest-lasting watercraft you've ever owned. And to prove it, we stand behind our boats 100%, with the premier warranty in the industry. Our unprecedented 20+3 Protection Plan.



▲ Reverse chine design offers faster planing and a drier ride.

▶ A Crestliner exclusive, all-welded tongue-in-channel joinery ensures extra strength.

▶ Balanced, closed-cell foam flotation meets or exceeds U.S. Coast Guard regulations.



◀ Pontoons feature all-aluminum cross members and our UniWeld, Hydro Tech transom design for a smoother, drier ride.



◀ State-of-the-art welding operations are the backbone of Crestliner's UniWeld hull.



QUALITY & INNOVATION COME STANDARD WITH EVERY NEW CRESTLINER.

No matter which Crestliner model you buy, you know you're getting the very best in aluminum boat quality and innovation.

BOAT

- A Tru-V rivet-free hull with UniWeld construction and 20 year warranty against failure of external welds
- B Reverse-chine construction for faster planing and drier ride
- C Balanced closed-cell foam meets or exceeds Coast Guard regulations
- D Seams are welded with our exclusive tongue-in-channel system that strengthens bond
- E Specially treated deck panels carry a limited lifetime warranty and are finished with marine-grade carpet or vinyl
- F Intricate stringer superstructures strengthen and support every inch of a Crestliner
- G Aerated livewells come complete with removable bait pails on some models
- H Casting platform with roomy storage compartment
- I Some models feature lighted livewells that aerate and recirculate water
- J Some models feature 12 volt power outlets to power phone, spotlight or other gear
- K Lock-in-place seat pedestals are reinforced with aluminum below-deck plates
- L Non-glare dash with Euro-style wrap-around windshield or windscreen and instrumentation
- M Easy access storage areas for batteries and other gear
- N Extra plush fishing seats have removable cushions
- O Dock-Gard gunnel bumpers protect the paint and graphics
- P Smooth-sided style with full-length graphics
- Q Bow-mounted trolling motor panels feature, motor hookups and space for a fish finder and accessory gauge
- R AM/FM cassette stereo including, on some models, weatherband and four speakers
- S Under-console storage with snap-in netting

PONTOON

- A Uni-Weld Hydro Tech transom for a smooth, dry ride
- B Pop-up changing rooms with optional Porti-Potti on LSI and CFI models
- C Exclusive roll-channel fencing for a smooth finish with no rivets to rattle or work loose
- D Plush Roto-Cast furniture for cruising or fishing packages
- E Color coordinated bimini top is included on all models
- F Roomy marine-grade carpeted decks
- G Specially treated deck panels carry a limited lifetime warranty
- H 23" welded aluminum tubes with full-length extruded keels for better tracking and added durability
- I Custom Roto-Cast helm with instrumentation

20 PLUS
20-Year Hull Warranty
3-Year Bow-To-Stern

OUR 20+3 PROTECTION PLAN

It's the most comprehensive warranty in the boating industry. Every new Crestliner now carries an exclusive 20 year, non-prorated warranty on the hull* backed by a 3 year original equipment warranty from bow to stern. That means if, within 20 years, the external welds ever fail, Crestliner will repair your hull. 100% coverage. For all 20 years. Plus, within 3 years of purchase, if any of the Crestliner-built original equipment ever fails during normal use, Crestliner will repair or replace it,** to the original owner. Some restrictions apply. See your dealer or the warranty information that accompanied your new Crestliner for full details.

*Crestliner warrants their boats' main seam hull welds for a period of twenty (20) years, non-prorated, to the original purchaser, against defects in workmanship. See the complete warranty information that accompanies your new Crestliner. **Crestliner warrants components it manufactures for three (3) years against defects in materials and workmanship. Crestliner will administer warranties provided with products manufactured by others within the three year period for the term of those warranties. The exclusive 20+3 Protection Plan offered by Crestliner, Inc., applies to the boat only. Motors are covered by separate manufacturer's warranties, and are not subject to the three year protection plan. See your Crestliner dealer and the complete warranty information that accompanies your new Crestliner.

1999 CRESTLINER COLORS

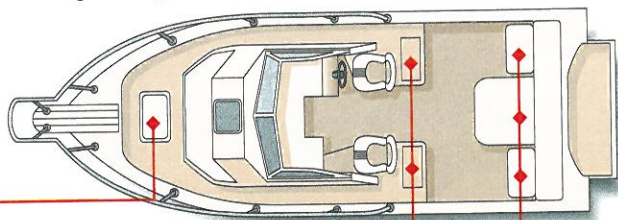
Except for a few select models, all 1999 Crestliners come with a standard Almond base color with your choice of four accent colors: Baroque Burgundy, Taupe, Brilliant Blue or Dark Sage Green. Ash Gray and Olive Drab are available on select models only.



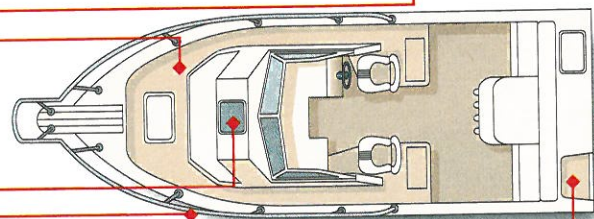
EAGLE

2160 TO 2450

Offshore. Great Lakes. Sprawling inland reservoirs. Anywhere there's big water to contend with, the Crestliner Eagle soars. Outstanding in a world of glass-carcased behemoths, the Eagle's sleek Tru-V, rivet-free aluminum hull is **stronger, lighter, more durable.** Which translates into more fuel efficient and worry-free. But the Eagle is no utilitarian compromise. It's a marriage of comfort and functionality few big water boats can match. Comfortable, roomy cabins. Expansive, walk-around decks. Gargantuan dual fishwells. Extra capacity fuel tanks. And **unique innovations** only Crestliner can offer, such as our patented Pocket, Space Saver Transom (SST) and exclusive **20+3 Protection Plan.** The Crestliner Eagle series. Big water. Big fish. Big fun. Big time.



Eagle SST



Eagle I/O

- 4
- ▶ **STANDARD:**
 - Anchor Locker
 - Hideaway Seat & Table (SST)
 - Dual Aerated Fishwells
 - Walk-around Deck
 - TruV 17° UniWeld Hull w/20 Year Warranty*
 - Dock Gard Gunnel Bumper
 - Automatic Bilge Pump
 - Cabin Hatch w/Screen
 - Welded Stainless Steel Bow Rails
 - Pocket (I/O)
 - Cockpit Coaming Pads
 - Safety Windshield Glass
 - Courtesy Lights
 - Custom Dash w/Full Instrumentation
 - Cockpit Storage Shelves
 - Convertible Sun Top w/Boot
 - AM/FM Stereo Cassette
 - ▶ **OPTIONAL:**
 - Cockpit Washdown System
 - Galley
 - Downrigger Power Outlets
 - Porta-Potti Head
 - Hardtop w/Electronics Box, Lights & Rod Holders
 - Transom Cooler Mount
 - Canvas Foul Weather Curtains

SPECIFICATIONS

	2160 EAGLE SST	2360 EAGLE SST	2250 EAGLE I/O	2450 EAGLE I/O
Overall Length	21'4" (6.5m)**	23'4" (7.1m)**	22'4" (6.8m)	24'4" (7.4m)
Maximum Beam	96" (244cm)	102" (259cm)	102" (259cm)	102" (259cm)
Max. Transom Beam	96" (244cm)	102" (259cm)	102" (259cm)	102" (259cm)
Maximum Depth	46" (117cm)	51" (130cm)	51" (130cm)	51" (130cm)
Max. Cockpit Depth	30" (76cm)	35" (89cm)	35" (89cm)	35" (89cm)
Approx. Weight	2100# (945kg)	2300# (1035kg)	3250# (1463kg)	3409# (1534kg)
Approx. Weight Capacity	2000# (900kg)	2400# (1088kg)	2400# (1088kg)	3000# (1360kg)
Max. Person Capacity	10	10	10	10
Recommended H.P.	115-205	115-230	4.3L-5.0L	4.3L-5.0L
Fuel Capacity	60 gal. (226L)	83 gal. (314L)	83 gal. (314L)	103 gal. (390L)
Alum. Gauge/Bottom	.100	.100	.100	.100
Alum. Gauge/Sides	.090	.090	.090	.090
Alum. Gauge/Transom	.125	.125	.125	.125

Available in Almond Base and all 1999 Crestliner Accent Colors


*Against failure of external welds

**Includes SST

20 PLUS
20-Year Hull Warranty
3-Year Bow-To-Stern





2250 EAGLE I/O



2450 EAGLE I/O

EVINRUDE
OUTBOARDS



▶ Patented troll motor Pocket on I/O Eagles is a true Crestliner innovation.

▲▲ Optional hardtop features electronics box, rod holders and utility lights.

▶ Roomy and comfortable, the cuddy provides privacy, shelter and lots of storage.

▲▲ SST models feature a hideaway table seats for cruising or rigging tackle.

2160/2360 EAGLE SST




 **Johnson**
OUTBOARDS

PHANTOM



1900 & 2100

Big, deep, wide and beautiful. If that's the kind of water your family loves, you need a boat to match. The Crestliner Phantom. Fishing, skiing, cruising, and just **flat out looking good** are hallmarks of the Phantom's whole reason for being. Undoubtedly the same reasons this sleek series is becoming more popular every year. After all, the Phantom offers the graceful lines of a glass boat, with the strength, light weight and durability of rivet-free aluminum. And talk about versatility! The Phantom is a full-blown **fishing machine**, cleverly disguised as a **great family runabout**, complete with standard suntop and a new seamless, Euro-style windshield. Phantom. Unquestionably the pride of the Crestliner family. And destined to be the pride of yours.



2100 PHANTOM SST

20 PLUS
20-Year Hull Warranty
3-Year Bow-To-Stern



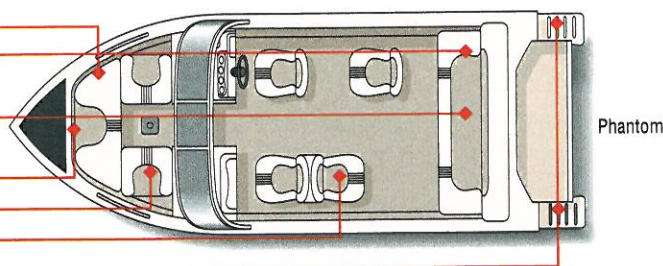
6

► **STANDARD:**

- Bow Cushions w/Backrests
- Stern Bench
- Stern Recirculating Livewell w/Auto Timer & Light
- Rod Locker & Holders
- Bow Troll Motor Panel
- Conversion Bow w/Livewell
- Sun Lounge
- SST w/Swim Platform & Ladder
- TruV 17° UniWeld Hull w/20 Year Warranty*
- Dock-Gard Gunnel Bumper
- 2 Locking Fishing Seats
- Under-Console & Bow Storage
- Tilt Steering Wheel
- Premium AM/FM Stereo Cassette
- Convertible Sun Top w/Boot
- Carpeted Floor w/Limited Lifetime Warranty

► **OPTIONAL:**

- Electronics Package
- Dual Fuel Line Pickup
- Canvas Packages
- Starboard Wiper
- Northwest Package w/Vinyl Floor



Phantom

	SPECIFICATIONS	
	1900 PHANTOM SST	2100 PHANTOM SST
Overall Length	19'2" (5.8m)**	21'2" (6.5m)**
Maximum Beam	95" (240cm)	99" (251cm)
Max. Transom Beam	95" (240cm)	99" (251cm)
Maximum Depth	41" (104cm)	45" (114cm)
Max. Cockpit Depth	27" (68cm)	29" (74cm)
Approx. Weight	1650# (748kg)	1880# (853kg)
Approx. Weight Capacity	1625# (737kg)	1925# (873kg)
Max. Person Capacity	8	10
Recommended H.P.	100 - 150	115 - 200
Fuel Capacity	39 gal. (148L)	60 gal. (227L)
Alum. Gauge/Bottom	.100	.100
Alum. Gauge/Sides	.090	.090
Alum. Gauge/Transom	.125	.125

Available in Almond Base and all 1999 Crestliner Accent Colors **Includes SST

*Against failure of external welds

▲ Optional electronics package features Zercom in-dash fish locator and Motor Guide troll motor.

▲▲ Deluxe custom dash provides heads-up view of all instruments, tilt steering wheel, premium stereo and 4-speaker stereo sound. Optional Crestliner LCR graph by Humminbird tucks neatly behind the windshield.

▲ / ▲▲ Patented Conversion Bow goes from luxurious bow lounge to pro-style fishing station in just seconds.

▲▲▲ The Phantom is loaded with space to stow extra gear including under-console storage.

▲ Patented SST delivers more cockpit space, less noise and big water safety.

▲▲ Stern bench seat flips up to reveal a huge livewell, complete with removable bait bucket.

▲▲▲ Standard sun top zips together with optional canvas package for foul weather protection bow to stern.

**MERCURY
OUTBOARDS**

1900 PHANTOM SST



 **MARINER**
OUTBOARDS

SPORTFISH I/O


1750 to 2050

Mom wants a comfy, **practical family boat**. Dad wants a pro-style fishing rig. Janie wants a cool runabout and Tommy wants a killer ski boat. Who wins? Everybody does, when you pick up a Crestliner Sportfish I/O. Nimble, quick, easy to trailer and great looking, the Sportfish is engineered from the Tru-V, rivet-free hull on up for family boating fun. And it's packed with all the features and **unique innovations** that have made Crestliner the undisputed king of aluminum boat sales. Conversion bow with livewell. Huge aerated stern livewell. Troll motor electronics panel. Enough storage to stash all your gear, plus the family toys. And when you're not fishing, the Sportfish folds back into a sleek, comfy cruiser, complete with stowaway stern sundeck pad and open bow seating. Sportfish I/O. The **ideal boat for families** that just can't seem to make up their minds. Families just like yours.

20 PLUS
20-Year Hull Warranty
3-Year Bow-To-Stern



2050 SPORTFISH I/O

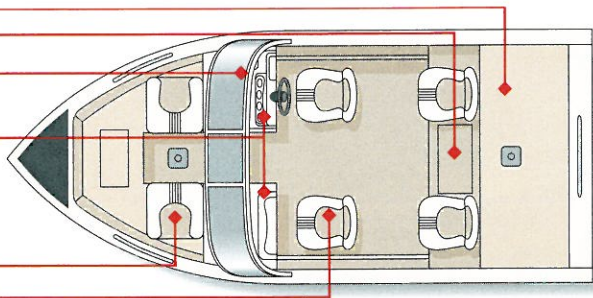


1750 SPORTFISH I/O

8

► **STANDARD:**

- Stern Fishing Platform w/Storage
- Huge Aerated Livewell
- High-Tech, Non-Glare Dash
- Ski Storage
- Under-Console Storage
- Rod Holders/Lockable
- TruV 17° UniWeld Hull w/20 Year Warranty*
- Bow Conversion w/Storage & Livewell
- 4 Locking Fishing Seats
- Deluxe Marine Carpeted Floor w/Limited Lifetime Warranty
- Bow Troll Motor Panel
- Stainless Steel Bow Rails
- Automatic Bilge Pump
- AM/FM Stereo Cassette
- Tilt Steering Wheel



Sportfish I/O

► **OPTIONAL:**

- Electronics Package
- Swim Platform
- Ski Tow
- Convertible Sun Top w/Boot
- Canvas Packages
- Northwest Package w/Vinyl Floor

SPECIFICATIONS

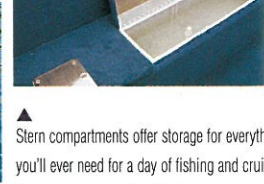

	1750 SPORTFISH I/O	1850 SPORTFISH I/O	2050 SPORTFISH I/O
Overall Length	17'1" (5.2m)	18'2" (5.5m)	20'1" (6.1m)
Maximum Beam	89" (226cm)	95" (241cm)	99" (251cm)
Max. Transom Beam	89" (226cm)	95" (241cm)	99" (251cm)
Maximum Depth	41" (103cm)	41" (103cm)	45" (114cm)
Max. Cockpit Depth	26" (66cm)	27" (68cm)	29" (73cm)
Approx. Weight	2045# (929kg) w/3.0L	2105# (954kg) w/3.0L	2460# (1107kg) w/4.3L
Approx. Weight Capacity	1200# (544kg)	1625# (737kg)	1850# (839kg)
Max. Person Capacity	7	8	10
Recommended H.P.	3.0L 4 cyl.	3.0L-4.3L	3.0L-5.0L
Fuel Capacity	31 gal. (117L)	39 gal. (148L)	60 gal. (227L)
Alum. Gauge/Bottom	.100	.100	.100
Alum. Gauge/Sides	.090	.090	.090
Alum. Gauge/Transom	.125	.125	.125

Available in Almond Base and all 1999 Crestliner Accent Colors

*Against failure of external hull welds



▲ 12-volt power outlet allows you to operate cell phone, Q-Beam and other accessories.



▲ Stern compartments offer storage for everything you'll ever need for a day of fishing and cruise. There's even room for extra rods.

▲ / ▲ Patented conversion bow transforms from cruising configuration to fully-equipped fishing station in just seconds.

▲▲ Huge aft livewell recirculates to keep you catch fresh. Stern fishing platform gives plenty of casting room.

▲▲▲ Color coordinated travel cover offers custom fit for trailering, mooring or storage.

1850 SPORTFISH I/O



SPORTFISH O/B

1750 to 2050


It's our **best-selling** fish & ski. And if that's not a testament to the versatility and value of the Sportfish O/B, nothing is. Family fun is what this boat is all about. Fishing. Skiing. Cruising. Swimming. Whatever your family likes to do on the water, they'll have more fun doing it in a Sportfish. Wide and dry, easy to trailer, **roomy and comfy** as they come. And with Crestliner's exclusive 20+3 Protection Plan, your new Sportfish is **guaranteed** to stand up to the weekend workouts a fun-loving family like yours can dish out. So get out the rods, reels and tackle. Pack up the skis, tubes and snorkels. Don't forget the cooler and the picnic basket and the suntan lotion. There's room for everything in your new Sportfish O/B.

EVINRUDE
OUTBOARDS



2050 SPORTFISH O/B

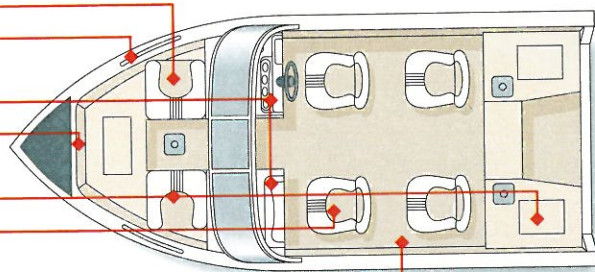
20 PLUS
20-Year Hull Warranty
3-Year Bow-To-Stern



10

► **STANDARD:**

- Conversion Bow w/Storage & Cushions
- Stainless Steel Bow Rails
- High-Tech, Non-Glare Dash
- Under-Console Storage
- Bow Troll Motor Panel
- TruV 17° UniWeld Hull w/20 Year Warranty*
- 2 Aerated Livewells
- 4 Locking Fishing Seats
- Ski Storage
- Rod Locker & Holders
- Automatic Bilge Pump
- Dock Gard Gunnel Bumper
- Deluxe Marine Carpeted Floor
- w/Limited Lifetime Warranty
- AM/FM Stereo Cassette
- Tilt Steering Wheel



Sportfish O/B

► **OPTIONAL:**

- Electronics Package
- Swim Platform
- Convertible Sun Top w/Boot
- Canvas Packages
- Northwest Package w/Vinyl Floor

SPECIFICATIONS

	1750 SPORTFISH O/B	1850 SPORTFISH O/B	2050 SPORTFISH O/B
Overall Length	17'1" (5.2m)	18'2" (5.5m)	20'1" (6.1m)
Maximum Beam	89" (226cm)	95" (240cm)	99" (251cm)
Max. Transom Beam	89" (226cm)	95" (240cm)	99" (251cm)
Maximum Depth	41" (103cm)	41" (103cm)	45" (114cm)
Max. Cockpit Depth	26" (66cm)	27" (68.5cm)	29" (73.6cm)
Approx. Weight	1300# (585kg)	1400# (630kg)	1630# (733kg)
Approx. Weight Capacity	1425# (647kg)	1625# (737kg)	1925# (873kg)
Max. Person Capacity	6	7	10
Recommended H.P.	90-150	115-175	125-200
Fuel Capacity	31 gal. (117L)	39 gal. (148L)	60 gal. (227L)
Alum. Gauge/Bottom	.100	.100	.100
Alum. Gauge/Sides	.090	.090	.090
Alum. Gauge/Transom	.125	.125	.125

Available in Almond Base and all 1999 Crestliner Accent Colors

▲ Optional bow electronics package includes Zecom depth finder and Motor Guide troll motor.

▲▲ Easy-access rod locker door is double-hinged. Rod Savers keep rods secure.

▲▲▲ Rear casting platform gets you up and over the motor for more comfortable fishing. Aft livewell is handy when fish are on the bite.

▲ Large bow livewell is aerated to keep your catch fresh, even on all-day trips.

▲▲ Optional swim platform makes boarding easy for swimmers and skiers.

▲▲▲ Custom, non-glare dash includes full instrumentation, AM/FM stereo cassette, tilt steering wheel and lots of room for your fish locator.

*Against failure of external hull welds

1750 & 1850 SPORTFISH O/B



 **Johnson**[®]
OUTBOARDS

SUPER HAWK

1600 & 1700

From the sprawling forward casting deck, to the expansive cockpit and seating area midship, to the wide, stable casting platforms aft, you'd never know this was a **value-priced** fish & ski. The Super Hawk series, new in '98, is proving to be the Crestliner of choice for people looking for extraordinary value in a **family fun machine**. For '99, the Super Hawks feature the new Euro-style windshield, high-tech dash console, plush pedestal seats, and enough storage to stow all your gear and then some. There's plenty of fishing features, too, with giant livewells, Rod Savers, troll motor outlet... the **list goes on and on**. And so does the family fun in a new Super Hawk.

Johnson
OUTBOARDS

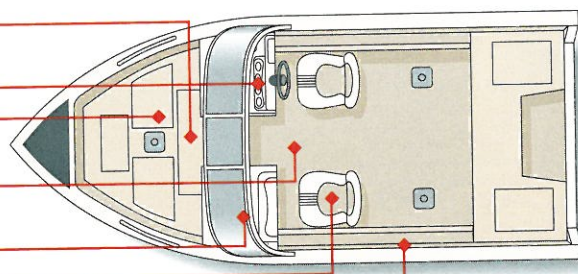
12

► **STANDARD:**

- Huge Aerated Livewell
- Bow Fishing Platform
- High-Tech Non-Glare Dash
- Bow Storage
- UniWeld Hull w/20 Year Warranty*
- Deluxe Marine Carpet
- Treated Floor w/Limited Lifetime Warranty
- Under-Console Storage
- 2 Locking Fishing Seats
- Rod Holders
- Dock Gard Gunnel Bumper
- Bow Troll Motor Outlet
- Automatic Bilge Pump
- Euro-Style Windshield
- 4 Drink Holders
- Aft Livewell (1700)

► **OPTIONAL:**

- Electronics Package
- AM/FM Stereo Cassette
- Canvas Packages
- Convertible Sun Top w/Boot
- Northwest Package w/Vinyl Floor



Super Hawk


SPECIFICATIONS

	1600 SUPER HAWK	1700 SUPER HAWK
Overall Length	16'3" (4.9m)	16'10" (5.1m)
Maximum Beam	87" (218cm)	88" (224cm)
Max. Transom Beam	87" (218cm)	88" (224cm)
Maximum Depth	35" (88cm)	35" (88cm)
Max. Cockpit Depth	26" (68cm)	26" (68cm)
Approx. Weight	1000# (444kg)	1125# (510kg)
Approx. Weight Capacity	1300# (590kg)	1425# (633kg)
Max. Person Capacity	5	6
Recommended H.P.	50-90	70-115
Fuel Capacity	18 gal. (68L)	18 gal. (68L)
Alum. Gauge/Bottom	.090	.090
Alum. Gauge/Sides	.080	.080
Alum. Gauge/Transom	.125	.125

Available in Almond Base and all 1999 Crestliner Accent Colors

*Against failure of external hull welds

20 PLUS
20-Year Hull Warranty
3-Year Bow-To-Stern



▲ Nifty netting provides storage under the console for PFDs, towels, you name it.

▲▲ The Super Hawk 1700 features a standard second livewell in the stern.

▲▲▲ For '99, most Crestliners come with a 12-volt power outlet standard, for operating your cell phone, Q Beam and other accessories.

▲ Rod Savers keep fishing rods secure, and underneath there's a handy storage cubby for the loose items we all seem to have.

▲▲ Optional sun top lets you get out of the weather on short notice.

▲▲▲ Custom dash keeps everything at your fingertips.

▲ Extra large lids allow easy access to huge under-deck storage.

▲▲ Bow electronics package features Z depth finder and Motor Guide troll

▲▲▲ Color coordinated travel cover is gr for trailering, mooring or storage.

1700 SUPER HAWK

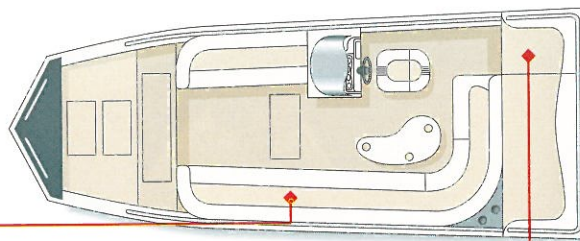


EVINRUDE 
OUTBOARDS

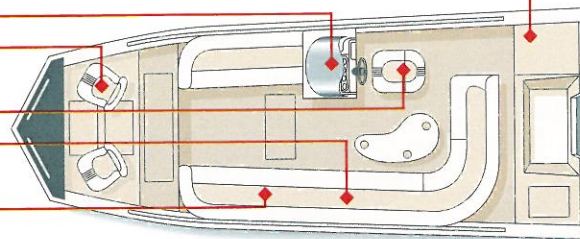
RAMPAGE

2000 & 2200

Is it a party boat? A ski boat? A cruiser? A fishing boat? Yup. It sure is. And best of all, it's a Crestliner! The Rampage series has features that put other deck boats to shame, with **style and innovation** as only Crestliner can build them. The all-new layouts for '99 include cushy roto-cast furniture. Luxury sundeck. Pop-up changing room. And a forward deck as big as a dance floor. Choose from outboard or stern drive. Fishing or cruising. The possibilities are as broad as the massive 99" beam on these **decked-out** beauties. So call up your nine closest friends, load up the skis, fishin' tackle and party supplies, and **go on a Rampage!** There's plenty of room for the whole gang.



Rampage I/O



Rampage O/B
w/Optional Fishing
Package

- 14
- ▶ **STANDARD:**
 - Roto-Cast Lounge Seating
 - Pop-Up Privacy Enclosure
 - Deluxe Console w/Windscreen
 - 2 Fishing Seats (Fishing Package)
 - In-Floor Storage
 - Captain's Seat
 - Aerated Livewell (Fishing Package)
 - UniWeld Hull with 20-Year Warranty*
 - Under-Seat Storage
 - Under-Floor Fuel Tank
 - Stainless Steel Safety Rails
 - Automatic Bilge Pump
 - AM/FM Stereo Cassette
 - Table
 - Horn
 - ▶ **OPTIONAL:**
 - Ski Tow
 - Electronics Package
 - Premium Stereo Upgrade
 - Canvas Packages
 - Stern Ladder

*Against failure of external hull welds

SPECIFICATIONS

	2000 RAMPAGE O/B	2000 RAMPAGE I/O	2200 RAMPAGE I/O
Overall Length	20'4" (6.2m)	20'4" (6.2m)	22'4" (6.8m)
Maximum Beam	99" (251cm)	99" (251cm)	101" (258cm)
Max. Transom Beam	99" (251cm)	99" (251cm)	101" (258cm)
Maximum Depth	42" (107cm)	42" (107cm)	42" (107cm)
Max. Cockpit Depth	27" (69cm)	27" (69cm)	27" (69cm)
Approx. Weight	1650# (748kg)	2645# (1190kg) w/4.3L	2815# (1266kg) w/4.3L
Approx. Weight Capacity	2300# (1043kg)	2300# (1043kg)	2300# (1043kg)
Max. Person Capacity	10	10	10
Recommended H.P.	90-150	3.0L-4.3L	3.0L-5.0L
Fuel Capacity	42 gal. (159L)	42 gal. (159L)	42 gal. (159L)
Alum. Gauge/Bottom	.125	.125	.125
Alum. Gauge/Sides	.090	.090	.090
Alum. Gauge/Transom	.125	.125	.125

Available in Almond Base and all 1999 Crestliner Accent Colors

20 PLUS 3
20-Year Hull Warranty
3-Year Bow-To-Stern



2000 RAMPAGE I/O




▲ Pop-up privacy enclosure serves as a changing room when it's time to take a dip.



▲ The Rampage's massive deck provides tons of storage for skis, wakeboards, life vests, fishing rods, the works.

▲▲ The stern ladder allows easy boarding for swimmers and skiers.



▲ Custom dash keeps everything at your fingertips (shown with optional premium AM/FM stereo cassette).

▲▲ Optional ski tow is more convenient than roping off to stern eyes, and it's a lot easier to untie when you're through.

**MERCURY
OUTBOARDS**

2000 O/B & 2200 RAMPAGE I/O

Shown with optional
fishing package
▼



 **MARINER**
OUTBOARDS

PONTOON

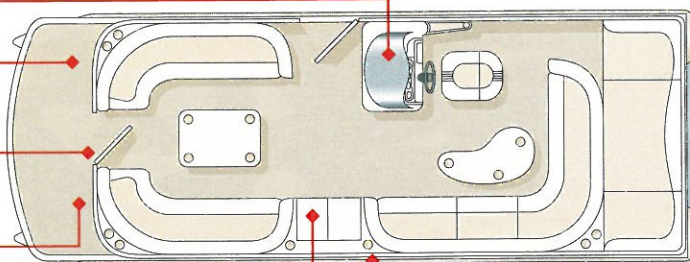
2085 & 2485 LSi

Redesigned this season for a roomier layout, the LSi series is the luxury liner of the Crestliner pontoon fleet. Its **posh appointments** come complete with pop-up privacy curtain, AM/FM stereo cassette, deluxe roto-cast furniture, and enough storage to keep your party going all weekend long. Options include a gas grill, full canvas enclosure and an ingenious fold-out sleeper system up front. Naturally, **impeccable design** goes without question in a Crestliner pontoon. No other brand can match the elegant lines, the **flawless finish** and sophisticated graphics. And of course, like all Crestliner pontoons, the LSi features our Hydro-Tech transom, exclusive rolled channel fencing and 23" all-welded tubes with full length extruded keels.

16

► STANDARD:

- Roto-Cast Helm w/Deluxe Dash
- Built-In 25 gal. Fuel Tank
- Treated Deck w/Limited Lifetime Warranty
- Hydro-Tech Transom
- Streamline Radius Bow
- Wheelchair Accessible Gates
- Bimini Top w/Boot
- Dock-Gard Gunnel Bumper
- Bolted Deck Construction
- Roto-Cast Entertainment Center w/Sink, Cooler & Storage
- Sealed Pontoon Bulkheads



2485 LSi

- Full Length Keels
- Aluminum Cross Members
- Navigation Lights
- Deluxe Marine Carpet
- OPTIONAL:
- Docking Lights
- Front Sleeper Seat
- Gas Grill
- Porta-Potti
- Canvas Enclosures
- Playpen Cover
- Stern Boarding Ladder

SPECIFICATIONS


	2085 LSi	2485 LSi
Length, Pontoons	20' (6m)	24' (7.2m)
Length, Deck	18'8" (5.7m)	22'8" (6.8m)
Beam	102" (259cm)	102" (259cm)
Approx. Weight	1500# (680kg)	2000# (907kg)
Tube Diameter	23" (58cm)	23" (58cm)
Tube Gauge	.080	.080
Approx. Weight Capacity	2100# (952kg)	2155# (977kg)
Max. Person Capacity	12	14
Recommended H.P.	10-90	10-120
Fuel Capacity	25 gal. (94L)	25 gal. (94L)

Available in Almond Base and all 1999 Crestliner Accent Colors

20 PLUS
20-Year Hull Warranty
3-Year Bow-To-Stern



2085 LSi



▲ Deluxe front deck seating offers comfy cruise conversation...

▲▲ ...or converts to a fabulous sun lounge with the optional sleeper seat.

▲▲▲ Aft sun lounge flips up to reveal enough storage for all the toys you need to make use of the LSi's full party potential.

▲ Privacy enclosure pops up when it's time to change, then folds down and out of the way in a flash.

▲▲ Swimming is always part of the fun on your LSi, and the boarding ladder is an option you'll definitely want to include.

▲ The entertainment center contains a sink cooler and lots of storage for plenty of snacks and beverages.

▲▲ Deluxe helm console and dash lets the skipper keep an eye on all the operation while the crew parties on.

▲▲▲ With the canvas enclosure, you can pull up to that sandy beach and spend the night.

2485 LSi




HONDA
MARINE

PONTOON

2085 CFI

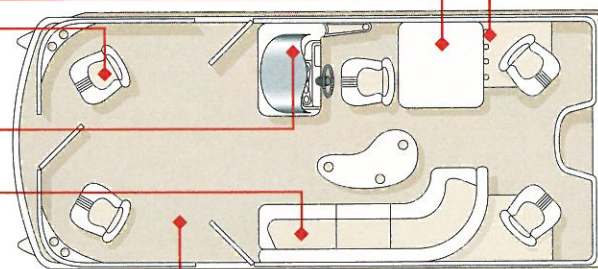
A little cruising, a little fishing. That's what the Crestliner CFI pontoon is all about. And you can do both in **comfort and style**. Equipped with five swivel fishing seats, rod holders and aerated livewell, the CFI gives a laid back new meaning to **poppin' sunnies** on a lazy afternoon. And once you've caught your limit, you can retire to the lounging area midship for some serious R&R. Grab yourself **a cool one** and duck out of the sun under the bimini top. Stretch out on the sumptuous sofa. Then maybe later you can step inside the pop-up privacy screen and slip into your suit for a quick dip before that leisurely cruise home. **What a day!** What a weekend! What a pontoon! Does Crestliner know how to build 'em or what?



18

► **STANDARD:**

- Rod Holders
- Pop-Up Privacy Enclosure
- 5 Fishing Seats
- Wheelchair Accessible Gates
- Built-in 17gal. Fuel Tank
- AM/FM Stereo Cassette
- Hydro-Tech Transom
- Aerated Livewell
- Streamline Radius Bow
- Bimini Top w/Boot
- Treated Deck w/Limited Lifetime Warranty
- Dock-Gard Gunnel Bumper
- Stowaway Table
- Sealed Pontoon Bulkheads
- Full Length Keels
- Aluminum Cross Members
- Bow Tackle Trays
- Navigation Lights



2085CFI

SPECIFICATIONS

2085 CFI

Length, Pontoons	20' (6m)
Length, Deck	18'8" (5.7m)
Beam	102" (259cm)
Approx. Weight	1500# (680kg)
Tube Diameter	23" (58cm)
Tube Gauge	.080
Approx. Weight Capacity	2100# (952kg)
Max. Person Capacity	12
Recommended H.P.	10-90
Fuel Capacity	17 gal. (64L)

Available in Almond Base and all 1999 Crestliner Accent Colors

► **OPTIONAL:**

- Electronics Package
- Playpen Cover
- Porta-Potti

▲ Don't you hate it when your last 1/16 oz. split shot rolls off the rail and into the lake? These handy tackle trays are the answer.

▲▲ Custom-fitted playpen cover keeps those darn seagulls from messing up tomorrow's cruise.

▲▲▲ Electronics package features a Zercorn fish finder and Motor Guide troll motor.

▲▲▲▲ Aerated livewell is handy, yet out of the way just under the seat.

▲▲▲▲▲ The pop-up privacy enclosure is perfect for changing in and out of swimming suits.

20 PLUS
20-Year Hull Warranty
3-Year Bow-To-Stern

EVINRUDE 
OUTBOARDS

2085 CFI

EVINRUDE
OUTBOARDS


CRESTLINER



PONTOON

2080 & 2480

Half the fun of ordering a pizza is deciding what you want on it—and that's exactly what you get to do with the Crestliner Sport pontoons! You can rig yours for **fishing, cruising,** or a little of both, with options like fishing seats or lounging sofas, built-in 17 gallon fuel tank, fishing electronics package, AM/FM stereo cassette and more. Then, as if that weren't choice enough, you can take your pick of **four versatile sizes,** from the compact 1680 to the super-size 2480. Oh, what to do, what to do! But the great part is, once you and the family do decide what you want on your Sport, you'll have a custom-rigged pontoon that's totally decked out just for what you and the gang love to do best: have **fun your way!** Courtesy of Crestliner.



20 PLUS
20-Year Hull Warranty
3-Year Bow-To-Stern

Shown w/Optional Cruising Package

2480 SPORT

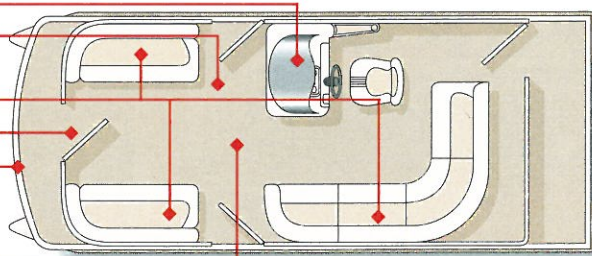


▲ With this optional AM/FM stereo cassette, you can really crank up the tunes! The pon-tunes, that is! OK, terrible pun. But we had to do it.

20

► **STANDARD:**

- Roto-Cast Helm w/Custom Dash
- Treated Deck w/Limited Lifetime Warranty
- Hydro-Tech Transom
- Under-Seat Storage
- Wheelchair Accessible Gate
- Streamline Radius Bow
- Bimini Top w/Boot
- Dock-Gard Gunnel Bumper
- Bolted Deck Construction
- Sealed Pontoon Bulkheads
- Full Length Keels
- Aluminum Cross Members
- Rear Access Gate
- Navigation Lights
- Deluxe Marine Carpet
- Horn
- **OPTIONAL:**
- Fishing Package
- Cruising Package
- AM/FM Stereo Cassette
- Built-in 17 gal. Fuel Tank
- Playpen Cover
- Stern Boarding Ladder



2480 Sport w/Optional Cruising Package

SPECIFICATIONS

	2080 SPORT	2480 SPORT
Length, Pontoons	20' (6m)	24' (7.3m)
Length, Deck	18'8" (5.7m)	22'8" (6.9m)
Beam	96" (244cm)	96" (244cm)
Approx. Weight	1350* (612kg)	1650* (748kg)
Tube Diameter	23" (58cm)	23" (58cm)
Tube Gauge	.080	.080
Approx. Weight Capacity	2100* (952kg)	2150* (975kg)
Max. Person Capacity	12	14
Recommended H.P.	10-90	10-120
Fuel Capacity	Portable	Portable

Available in Almond Base and all 1999 Crestliner Accent Colors

EVINRUDE 
OUTBOARDS

2080 SPORT

EVINRUDE 
OUTBOARDS

CRESTLINER

Shown w/Optional
Fishing Package



PONTOON

1680 & 1880

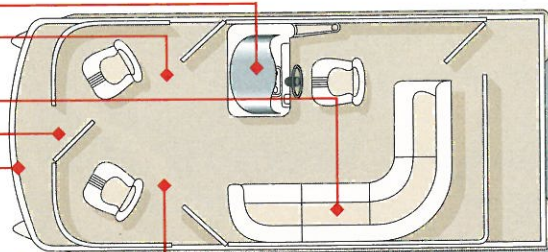
THEY MAY BE SMALL,

but these little Sports are Crestliners through and through! In fact, all our pontoons are designed and built with state-of-the-art technology, the very finest materials, and painstaking attention to quality and craftsmanship. Not to mention the best warranty you'll find in the industry, and innovations no one but Crestliner can offer. Standard features like sealed pontoon bulkheads, full length keels, Hydro-Tech transom, aluminum cross members and bolted deck construction ensure strength, performance and durability. While top quality marine carpet, roto-cast furniture, Dock-Gard bumpers and wheelchair-accessible gates add up to the very finest pontoon boats on the market today. No wonder Crestliner is known as the Leader by Innovation!

22

► STANDARD:

- Roto-Cast Helm w/Custom Dash
- Treated Deck w/Limited Lifetime Warranty
- Hydro-Tech Transom
- Under-Seat Storage
- Wheelchair Accessible Gate
- Streamline Radius Bow
- Bimini Top w/Boot
- Dock-Gard Gunnel Bumper
- Bolted Deck Construction
- Sealed Pontoon Bulkheads
- Full Length Keels
- Aluminum Cross Members
- Rear Access Gate
- Navigation Lights
- Deluxe Marine Carpet
- Horn
- OPTIONAL:
- Fishing Package
- Cruising Package
- AM/FM Stereo Cassette
- Built-in 17 gal. Fuel Tank
- Playpen Cover
- Stern Boarding Ladder



1880 Sport w/Optional Fishing Package

SPECIFICATIONS

	1680 SPORT	1880 SPORT
Length, Pontoons	16' (4.9m)	18' (5.4m)
Length, Deck	15'6" (4.7m)	17'6" (5.3m)
Beam	96" (244cm)	96" (244cm)
Approx. Weight	1050# (476kg)	1200# (540kg)
Tube Diameter	23" (58cm)	23" (58cm)
Tube Gauge	.080	.080
Approx. Weight Capacity	1500# (680kg)	1895# (859kg)
Max. Person Capacity	7	8
Recommended H.P.	10-50	10-60
Fuel Capacity	Portable	Portable

Available in Almond Base and all 1999 Crestliner Accent Colors

20 PLUS
20-Year Hull Warranty
3-Year Bow-To-Stern



Shown w/Optional Cruising Package

1680 SPORT



▲ Roto-cast helm has lifetime warranty, custom dash offers lots of room to mount accessories.

▲▲ Durable roto-cast furniture hides mega storage for all the toys, tackle and party supplies.

▲▲▲ Pop up the color-coordinated canvas suntop and you've got it made in the shade.

EVINRUDE
OUTBOARDS

1880 SPORT

 **Johnson**
OUTBOARDS

CRESTLINER

Shown w/Optional
Fishing Package



TOURNAMENT SERIES

1850

If you've ever dreamt about being a big-time tournament fishing pro, this is the boat you were in. The Tournament series has **serious fishing** written all over it, with virtually **every pro angling gizmo** known to mankind built right in. Massive, auto-recirculating, lighted livewells. Extra-long rod lockers. Pre-wired 12/24 volt troll motor connections fore and aft. Rod Savers. Huge, locking electronics compartments on tiller models. And sprawling, clutter-free layouts we've designed for just one thing: to give you **room to fish** like the maniac you are! Yup, this big baby's designed to let you handle big water with speed and stability so you can **get on the bite** and stay on the bite. The Tournament Series. Eat, sleep, fish? Heck, who needs to eat and sleep?



20 PLUS
20-Year Hull Warranty
3-Year Bow-To-Stern

24

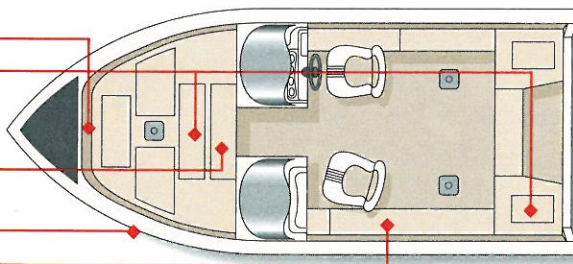
► **STANDARD:**

- Bow Troll Motor Panel w/Mounts for Locator & Accessory Gauge
- 2 Recirculating, Remote-Drain Livewells w/Auto Timer & Light
- Battery Storage
- Bow Casting Platform w/Roto-Cast Dry Storage
- Tru-V 17° UniWeld Hull w/20 Year Warranty*
- Lockable Rod Storage
- Tilt Steering Wheel
- AM/FM Stereo Cassette
- Deluxe Marine Carpet
- Deluxe Console w/Windscreen
- Rod Savers
- Horn

► **OPTIONAL:**

- Electronics Package
- Dual Fuel Line Pickup
- Canvas Packages
- Northwest Package w/Vinyl Floor

*Against failure of external hull welds



1850
Tournament
Series DC

SPECIFICATIONS

1850 TOURNAMENT SERIES

Overall Length	18'2" (5.5m)
Maximum Beam	95" (240cm)
Max. Transom Beam	95" (240cm)
Maximum Depth	40.5" (103cm)
Max. Cockpit Depth	27" (68.5cm)
Approx. Weight	1200# (540kg)
Approx. Weight Capacity	1800# (810kg)
Max. Person Capacity	7
Recommended H.P.	70-90 (Tiller) 115-175 (Console)
Fuel Capacity	39 gal. (148L)
Alum. Gauge/Bottom	.100
Alum. Gauge/Sides	.090
Alum. Gauge/Transom	.125

Available in Almond Base and all 1999 Crestliner Accent Colors

▲ The optional walk-through, Euro-style windshield provides extra protection in rough water and foul weather.

▲▲ Serious fishermen need lots and lots of stuff, and plenty of room to stash it. These big boats deliver in spades.

▲▲▲ Optional electronics package features a Zercum depth finder and Motor Guide troll motor.

▲▲▲▲ Good news, backrollers: Tournament Series come pre-wired for your aft troll motor.

▲▲▲▲▲ You can never have too many rods. And there's ample room to store 'em—even the 7-footers.

MARINER
OUTBOARDS

1850 TOURNAMENT SERIES DC/SC



**MERCURY
OUTBOARDS**

TOURNAMENT SERIES

1750

OK, so you don't necessarily need a Tournament Series model the size of the USS Nimitz. That's why we build the 1750. A foot shorter and just a little bit narrower, the Tournament 1750 features **every fishy doo-dad** you'll find on its big brother— pro-size livewells, baitwells, rod and electronics lockers, the works— in a sleek, efficient, **easy-to-trailer** version. And for you backrollers out there, there's a tiller model that virtually takes off with a max hp 80 rating, yet **trolls down** sweet as you please. Yup, these babies were born to fish (remind you of anybody you know?) so watch out, all you other so-called "pro" boats. There's a Crestliner Tournament series comin' through, and we're on a fishin' mission!

20 PLUS 3
20-Year Hull Warranty
3-Year Bow-To-Stern



1750 TOURNAMENT SERIES TILLER

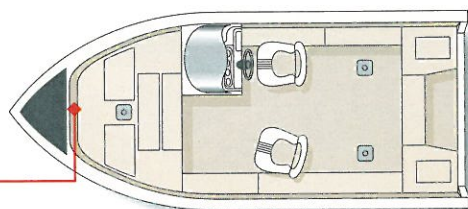
26

► **STANDARD:**

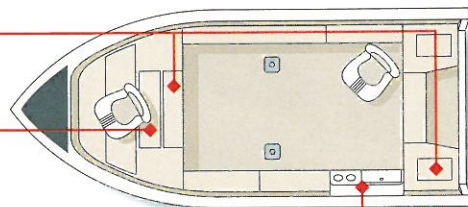
- Bow Troll Motor Panel w/Mounts for Locator & Accessory Gauge
- 2 Recirculating, Remote Drain Livewells w/Auto Timer & Light
- Battery Storage
- Lockable Rod Storage
- Bow Casting Platform w/Roto-Cast Dry Storage
- Deluxe Console w/Electronics Compartment (Tiller)
- Tru-V 17° UniWeld Hull w/20 Year Warranty*
- Deluxe Marine Carpet
- Deluxe Console w/Windscreen (SC)
- Rod Savers
- Horn

► **OPTIONAL:**

- Electronics Package
- Dual Fuel Line Pickup
- Canvas Packages
- Northwest Package w/Vinyl Floor



1750
Tournament
Series SC




1750
Tournament
Series Tiller

SPECIFICATIONS

1750 TOURNAMENT SERIES

Overall Length	17'1" (5.2m)
Maximum Beam	89" (225cm)
Max. Transom Beam	89" (225cm)
Maximum Depth	41" (103cm)
Max. Cockpit Depth	26" (66cm)
Approx. Weight	1090# (491kg)
Approx. Weight Capacity	1425# (646kg)
Max. Person Capacity	6
Recommended H.P.	60-80 (Tiller) 90-150 (Console)
Fuel Capacity	31 gal. (117L)
Alum. Gauge/Bottom	.100
Alum. Gauge/Sides	.090
Alum. Gauge/Transom	.125

Available in Almond Base and all 1999 Crestliner Accent Colors



▲ Lockable electronics compartment on tiller model is large enough to handle graphs, flashers, radio and more. All controls are located within easy reach.

▲▲ Mega storage areas include a roto-cast dry storage bin for clothes, towels and snacks.

▲▲▲ If you catch a fish too big for this livewell, just cut the line. Especially if there are pets or small children around.

▲ Bow electronics package includes Zercom depth finder and Motor Guide troll motor.

▲▲ New longer, easy-access rod locker holds tons of rods, including your 7' trolling rigs. Too bad the one you need will still always be on the bottom.

▲▲▲ The cockpit of a 747. No wait. A 747 doesn't have that nice a stereo. Or those fish finders either, for that matter. And check out the tilt steering wheel, standard.

*Against failure of external hull welds

Johnson
OUTBOARDS

1750 TOURNAMENT SERIES DC



1750 TOURNAMENT SERIES SC

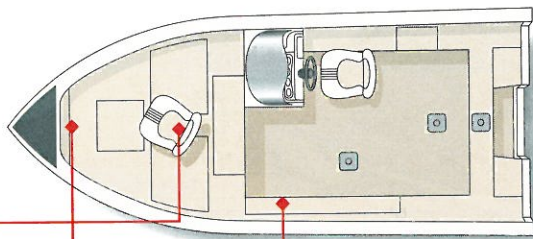


EVINRUDE
OUTBOARDS

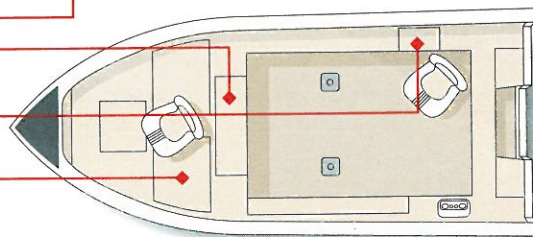
FISH HAWK

1750

Fast. Maneuverable. And deadly to anything that swims. No wonder we call these the Fish Hawks. Fully-decked angling hybrids, the Fish Hawk Series is the **most popular** pure fishing boat we build, and the 1750 is the big bird of the bunch. Super wide (91 inches!) for **extra stability**, loaded with pro fishing features and functions, these predators are designed for all-day comfort and long-range striking distance. Serious boats engineered to load up, take off and **fish hard**. So if you're the type of fisherman who likes to follow the bite from lake to lake and species to species, you'll want to sink your claws into a new Crestliner Fish Hawk this season.



1750
Fish Hawk SC



1750
Fish Hawk Tiller

▶ **STANDARD:**

- 2 Fishing Seats
- Rod Lockers w/Rod Savers
- Bow Troll Motor Panel
- Aerated 27 gal. Livewell
- Battery & Oil Tank Reservoir
- Aerated Baitwell
- UniWeld Hull w/20 Year Warranty*
- Casting Platform w/Storage
- Bilge Pump
- Dock-Gard Gunnel Bumper
- Custom Console w/Dash & Windscreen (SC Model)
- Custom Dash Pod (Tiller Model)
- 16 oz. Marine Grade Carpet
- Treated Floor w/Limited Lifetime Warranty

▶ **OPTIONAL:**

- Electronics Package
- Concealed Horn
- AM/FM Stereo Cassette
- Northwest Package w/Vinyl Floor


*Against failure of external welds

SPECIFICATIONS

1750 FISH HAWK

Overall Length	17'2" (5.2m)
Maximum Beam	91" (231cm)
Max. Transom Beam	91" (231cm)
Maximum Depth	35" (88cm)
Max. Cockpit Depth	24" (61cm)
Approx. Weight	1000# (450kg)
Approx. Weight Capacity	1450# (657kg)
Max. Person Capacity	6
Recommended H.P.	40-80 (Tiller) 40-115 (SC)
Fuel Capacity	26 gal. (98L)
Alum. Gauge/Bottom	.090
Alum. Gauge/Sides	.080
Alum. Gauge/Transom	.125

Available in Almond Base and all 1999 Crestliner Accent Colors



▲ Wide, stable, forward casting deck conceals all the storage you'll need, plus a giant livewell.

▲▲ Wider, longer rod lockers keep your rigs safe, secure and out of the way.

▲▲▲ Bow electronics package includes built-in Zercom depth finder and Motor Guide troll motor.

▲▲▲▲ Live bait stays that way, thanks to this handy aerated baitwell.

▲▲▲▲▲ You get full dash instrumentation on the side when you buy a tiller model Fish Hawk.

20 PLUS
20-Year Hull Warranty
3-Year Bow-To-Stern



EVINRUDE
OUTBOARDS

1750 FISH HAWK SC/TILLER

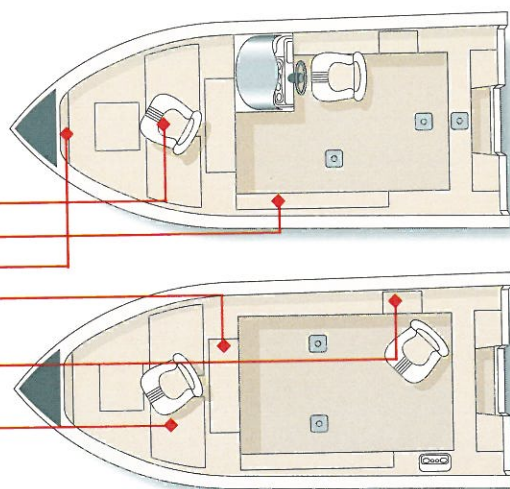


 **Johnson**[®]
OUTBOARDS

FISH HAWK

1650

Think of it as your standard 16 foot fishing boat, morphed into a high tech, totally-decked, cowabunga **fishing phenom!** The 1650 Fish Hawk has all the features of the full-blown 1750, at a foot shorter, 130 pounds lighter, yet only 4 inches narrower. What that means is that if you thought the 1750 was a zinger, this thing's a **dang F-16!** And the F stands for Fishing! Just imagine splashing one into your lake and pulling up next to the neighbor's old chugger. You're maxed out, sonar cranked, and the hotspot's two miles down around the point. Do you see a slight advantage here? Let's just say you'll have your limit caught, cleaned and cooked before old Bob even gets to the rockpile. The Fish Hawk 1650. Small package. **Big performance.**



1650
Fish Hawk SC

1650
Fish Hawk Tiller

▶ **STANDARD:**

- 2 Fishing Seats
- Rod Lockers w/Rod Savers
- Bow Troll Motor Panel
- Aerated 27 gal. Livewell
- Battery & Oil Tank Reservoir
- Aerated Baitwell
- UniWeld Hull w/20 Year Warranty*
- Casting Platform w/Storage
- Bilge Pump
- Dock-Gard Gunnel Bumper
- Custom Console w/Dash & Windscreen (SC Model)
- Custom Dash Pod (Tiller Model)
- Deluxe Marine Carpet
- Treated Floor w/Limited Lifetime Warranty

▶ **OPTIONAL:**

- Electronics Package
- Concealed Horn
- AM/FM Stereo Cassette
- Northwest Package w/Vinyl Floor

*Against failure of external welds

SPECIFICATIONS

1650 FISH HAWK

Overall Length	16' (4.8m)
Maximum Beam	87" (218cm)
Max. Transom Beam	87" (218cm)
Maximum Depth	35" (88cm)
Max. Cockpit Depth	24" (61cm)
Approx. Weight	870# (391kg)
Approx. Weight Capacity	1200# (540kg)
Max. Person Capacity	5
Recommended H.P.	25-60 (Tiller) 25-90 (SC)
Fuel Capacity	18 gal. (68L)
Alum. Gauge/Bottom	090
Alum. Gauge/Sides	080
Alum. Gauge/Transom	.125

Available in Almond Base and all 1999 Crestliner Accent Colors



▲ Custom dash on SC models lets you monitor all systems at a glance. Shown with optional Crestliner LCR graph by Humminbird.

▲▲ Aerated baitwell keeps minnows and leeches lively all day long.

▲▲▲ Custom travel cover keeps road dust out and all your fishing stuff in when you're on the road.

▲▲▲▲ 12-volt power outlet runs your cell phone, your Q Beam, or even your portable TV set during playoff season.

▲▲▲▲▲ Compact, easy-to-read instrument pod on tiller Fish Hawks positions system controls right at your fingertips.

20 PLUS 3
20-Year Hull Warranty
3-Year Bow-To-Stern



Johnson
OUTBOARDS

1650 FISH HAWK SC/TILLER

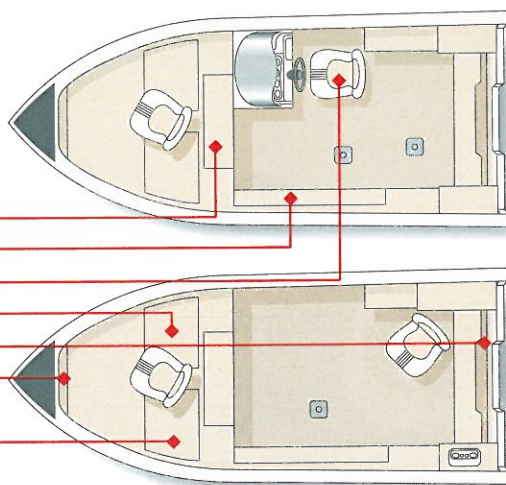


EVINRUDE
OUTBOARDS

FISH HAWK

1600

Light and lean. **Clean and mean.** The Fish Hawk 1600 Series, totally redesigned for '99, is basically a smaller version of its bigger namesakes, trimmed right down to minimum fighting weight. And we mean fish fighting. Oh, you still get **all the essentials**— livewell, rod locker, pedestal fishing seats, troll motor outlet and roomy storage areas— it's just that we designed the 1600 as one of the greatest **fishing boat values** in history. In fact, when you see what you get with the Fish Hawk compared to any other boat in its price range, well, you'll find there absolutely is no comparison. So if you're looking for a safe, fun, efficient and affordable boat this season, you can't go wrong with the Fish Hawk 1600. And it's only from Crestliner.



1600
Fish Hawk SC

1600
Fish Hawk Tiller

32

► **STANDARD:**

- Aerated Livewell
- Rod Locker
- 2 Fishing Seats
- Bow Deck w/Storage
- Stern Pan w/Drain
- Bow Troll Motor Outlet
- UniWeld Hull w/20 Year Warranty*
- Deluxe Marine Carpet
- Custom Console w/Dash & Windscreen (SC Model)
- Custom Dash Pod (Tiller Model)
- Treated Floor w/Limited Lifetime Warranty
- Crestliner Graphics Package
- Navigation Lights
- 12 Volt Power Outlet
- Welded Extruded Center Keel

► **OPTIONAL:**

- Electronics Package
- Battery Charger
- Concealed Horn
- Northwest Package w/Vinyl Floor



*Against failure of external welds

SPECIFICATIONS

1600 FISH HAWK

Overall Length	16' (4.8m)
Maximum Beam	82" (205cm)
Max. Transom Beam	82" (205cm)
Maximum Depth	35" (88cm)
Max. Cockpit Depth	22" (56cm)
Approx. Weight	800* (360kg)
Approx. Weight Capacity	1200* (540kg)
Max. Person Capacity	5
Recommended H.P.	15-40 (tiller) 25-70 (console)
Fuel Capacity	Portable
Alum. Gauge/Bottom	.090
Alum. Gauge/Sides	.080
Alum. Gauge/Transom	.125

Available in Almond Base and all 1999 Crestliner Accent Colors



▲ Forward fishing station is decked out like the big boys with livewell, troll motor outlet and maximum storage.

▲▲ Spare fuel tank tucks away for extra leg room.

▲▲▲ Aerated livewell is big enough to hold your limit and then some.

▲▲▲▲ New extruded gunwale offers superior strength and won't nick your fishing line.

▲▲▲▲▲ Flip-top stern storage area offers easy access to fuel tank and batteries.

20 PLUS
20-Year Hull Warranty
3-Year Bow-To-Stern

Johnson
OUTBOARDS

1600 FISH HAWK SC/TILLER



EVINRUDE 
OUTBOARDS

ANGLER

14 & 16

Brand new for 1999, the Angler is an **incredible value** in an entry-level fishing boat. Especially one of Crestliner quality and innovation!


Fully-equipped with cushy pedestal seats, large livewell, rod locker and bilge pump standard, you can choose from tiller or side console models.

Check out the **wide, stable beam**. The open, fully-carpeted floor layout.

This is one steal of a fishing boat! Talk to your dealer and be prepared for a pleasant pricing surprise.

EVINRUDE
OUTBOARDS



20 PLUS
20-Year Hull Warranty
3-Year Bow-To-Stern



ANGLER 16 TILLER



ANGLER 14 SC



▲ Bow light with built-in task light lets others see you, and you see what you're doing.

▲ Handy mesh pocket on seatbacks hold everything from maps to suntan lotion.

▲ To swivel or not to swivel...

▲▲ Low profile switch panel keeps all controls at your fingertips.

▲▲ Anglers come pre-wired with 12-Volt trolling motor outlet.

▲▲ ...sturdy pedestal fishing seats lock and unlock with the flip of a lever.

34

► **STANDARD:**

Aerated Livewell

Rod Locker

2 Fishing Seats

Bow Deck w/Storage

Stern Pan w/Drain

Bow Troll Motor Outlet

UniWeld Hull w/20 Year Warranty*

16 oz. Marine Carpet

Treated Floor w/Limited Lifetime Warranty

Crestliner Graphics Package

Navigation Lights

Welded Extruded Center Keel

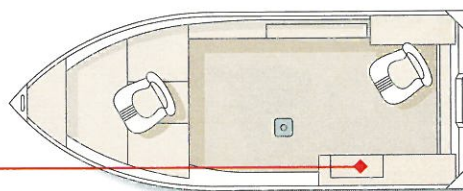
► **OPTIONAL:**

Electronics Package

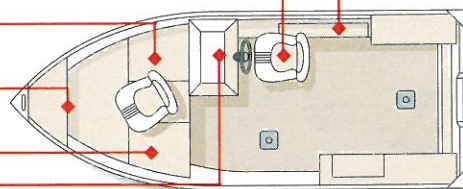
Fishing Chair w/Pedestal

Northwest Package w/Vinyl Floor

*Against failure of external welds



16
Angler Tiller



16
Angler SC

SPECIFICATIONS

	ANGLER 14	ANGLER 16
Overall Length	14'5" (4.3m)	16'5" (4.9m)
Maximum Beam	72" (183cm)	76" (193cm)
Max. Transom Beam	72" (183cm)	76" (193cm)
Maximum Depth	32" (81cm)	32" (81cm)
Max. Cockpit Depth	20.5" (52cm)	20.5" (52cm)
Approx. Weight	525#(236kg)	655#(295kg)
Approx. Weight Capacity	1010#(454kg)	1100#(495kg)
Max. Person Capacity	4	5
Recommended H.P.	15-35	15-40
Fuel Capacity	Portable	Portable
Alum. Gauge/Bottom	.080	.080
Alum. Gauge/Sides	.080	.080
Alum. Gauge/Transom	.090	.090

Available in Almond Base and all 1999 Crestliner Accent Colors

ANGLER 14 TILLER & 16 SC



 **Johnson**
OUTBOARDS

BASS SERIES

CX178 & CVX182

Two different hulls with one goal in mind. **Catching bass** like nobody's business! Long and low. Wide and stable. Casting decks big enough to give you all the fightin' room you need. The CVX182 and CX178 are as good as bass fishing gets at Crestliner, with **pro gadgets and goodies** galore. You want a list? Aerated livewells. Full-blown, pre-wired 12/24 volt troll motor control center. Giant, lockable, flat-topped rod storage. Custom cockpit instrumentation and electronics center. Four extra-comfy fishing seats. And enough dry storage to pack for the weekend. Have we left anything out? Yeah. Quite a bit. But there's only so much room in the catalog. The CVX182 and CX178. **It doesn't get any basser** than this. (Or any muskie-er either, for that matter.)



▲ Cockpit instrument cluster provides heads-up info for all systems while you're on the fly.

▲▲ Serious bassers carry serious gear. And there's plenty of room to stow it all, both up front...

▲▲▲ ...and in back. Tackle boxes, rain gear, PFDs, coolers, lunch. If you need it, there's a place to put it.

▲▲▲▲ Massive, flat-topped rod lockers offer secure storage for all your favorite graphites, and come with Rod Savers to keep a couple handy.

▲▲▲▲▲ Up front it's all business, with pre-wired troll motor outlet, built-in locator panel and livewell controls.

36

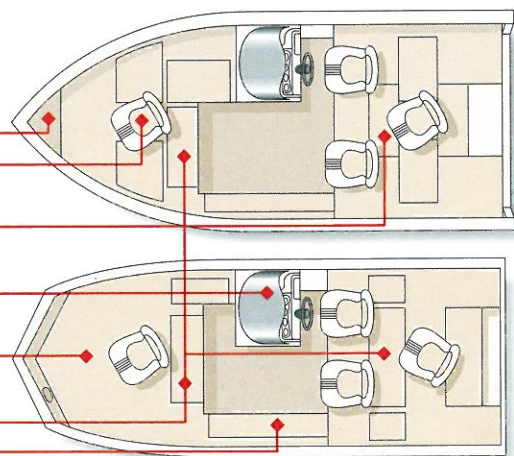
► **STANDARD:**

- Bow Trolling Motor Panel
- 4 Fishing Seats
- Battery Compartments
- 30 gal. Stern Livewell
- 20 Year Hull Warranty*
- Console w/Dash & Windscreen
- Treated Floor w/Limited Lifetime Warranty
- 16 oz. Marine Grade Carpet
- Storage Compartments
- 21 gal. Aerated Livewell
- Rod Storage
- Navigation Lights
- Crestliner Graphics Package

► **OPTIONAL:**

- Electronics Packages
- AM/FM Stereo Cassette
- Battery Charger

*Against failure of external welds



CVX182

CX178

SPECIFICATIONS

	CX 178 BASS	CVX 182 BASS
Overall Length	17'8" (5.3m)	18'2" (5.5m)
Maximum Beam	78" (198cm)	95" (240cm)
Approx. Weight	1030# (463kg)	1300# (585kg)
Approx. Weight Capacity	1235# (560kg)	1425# (641kg)
Max. Person Capacity	5	5
Recommended H.P.	60-90	70-150
Fuel Capacity	20 gal. (76L)	35 gal. (132L)
Alum. Gauge/Bottom	.100	.100
Alum. Gauge/Sides	.090	.090
Alum. Gauge/Transom	.125	.125

Available in all 1999 Crestliner Base and Accent Colors or Ash Gray

20 PLUS
20-Year Hull Warranty
3-Year Bow-To-Stern

EVINRUDE
OUTBOARDS

CX 178 BASS & CVX 182 BASS



EVINRUDE 
OUTBOARDS

BASS SERIES

16 & 17

If you wanna kick some serious bass, but you hate to get glitter all over your best fishin' jeans, these **bulletproof beauties** are right up your alley.

Rugged welded hulls are all business bumpin' stumps and rippin' rap. The stealth gray finish lets you sneak up close, even in shallow water. **Rock**

solid, fully carpeted decking gives you plenty of fightin' room. And there's enough storage to **stash your entire arsenal** safe and out of the way, so you

don't stomp those expensive graphites when it gets down to the knock-down-drag-out. But don't be fooled by their iron-clad appearance. These

commandos are decked with tech, as you can see by the **loaded instrument panel** and electronics controls. The Crestliner Bass Series. Proof that you

don't have to look like you're off to the Mardi Gras if you're serious about catching fish.



▲ Bow control panel features optional built-in locator, pre-wired trolling motor outlet.

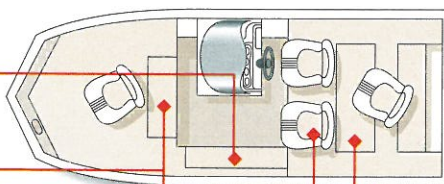
▲▲ Big deck, big storage. Nobody gives you more room to stuff your stuff than Crestliner!

▲▲▲ Rod lockers are long enough to accommodate your 7' flippin' sticks and roomy enough to handle those big round reels.

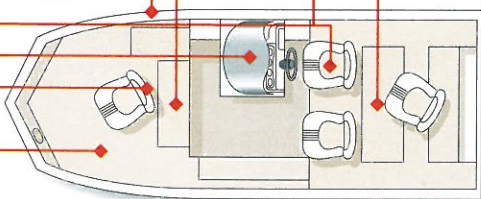
38

► **STANDARD:**

- Rod Storage
- Battery Compartments
- Bow Trolling Motor Panel
- Aerated Livewell
- 20 Year Hull Warranty*
- 4 Fishing Seats
- Console w/Dash & Windscreen
- Treated Floor w/Limited Lifetime Warranty
- Storage Compartments
- 16 oz. Marine Grade Carpet
- Navigation Lights
- Crestliner Graphics Package



CL16



CL17

► **OPTIONAL:**

- Electronics Packages
- AM/FM Stereo Cassette
- Battery Charger
- Concealed Horn

*Against failure of external welds

SPECIFICATIONS

	CL 16 BASS	CL 17 BASS
Overall Length	16'1" (4.9m)	17' (5.2m)
Maximum Beam	73" (185cm)	73" (185cm)
Bottom Width	50" (127cm)	50" (127cm)
Approx. Weight	690# (314kg)	785# (356kg)
Approx. Weight Capacity	900# (405kg)	900# (405kg)
Max. Person Capacity	4	4
Recommended H.P.	10-50	30-75
Fuel Capacity	Portable	14 gal. (53L)
Alum. Gauge/Bottom	.100	.100
Alum. Gauge/Sides	.090	.090
Alum. Gauge/Transom	.125	.125

Available in Ash Gray Only

20 PLUS
20-Year Hull Warranty
3-Year Bow-To-Stern

EVINRUDE
OUTBOARDS

CL 16 BASS & CL 17 BASS




 **Johnson**
OUTBOARDS


SPORTSMAN

14 TO 18

Just the basics. Basic Crestliner, that is. The Sportsman Series is our offering to folks who demand **real value**, but recognize that quality, not just price, is an important part of the equation. The Sportsman Series features our heavy gauge aluminum **Tuff-Weld hulls** with welded keels, level flotation, cool-to-the-touch DecraGuard seating, stern pan, oar locks, lift handles, full graphics, baked urethane finish and more. The 18-foot Sportsman is available with a built-in fuel tank. And just like our bigger boats, the Sportsman Series is **completely covered** under our industry-leading 20+3 Protection Plan. The X Series is a lightweight, riveted hull utility boat designed for true value-conscious buyers. These minimum-maintenance boats are available in 12', 14' and 16' tiller models.




X-SERIES 120, 140, 160



SPORTSMAN 16 SC

Johnson
OUTBOARDS



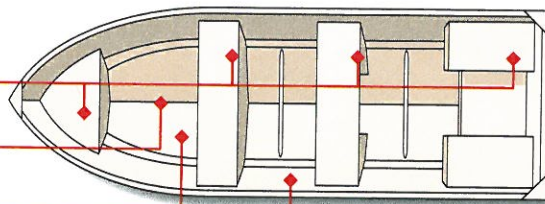
▲ Special stowaway cubby keeps fuel tank out from underfoot on all Sportsman models.

▲▲ Optional flat floor available.

40

► **STANDARD:**

Level Flotation
Stern Pan
Welded Keels
Corner Seats
Skid-Resistant Floor
Tuff-Weld Hull w/20 Year Warranty*



Sportsman 16

Oar Locks

Stern Lifting Handles

Crestliner Graphics

Baked Urethane Finish

► **OPTIONAL:**

Olive Drab Paint

Navigation Lights

Built-in fuel tank (18 gal.)**

*Against failure of external welds

** Available on Sportsman 18 only

SPECIFICATIONS

	SPORTSMAN 14	SPORTSMAN 18	SPORTSMAN 18	X-SERIES 120	X-SERIES 140	X-SERIES 160
Overall Length	14'5" (4.3m)	16'5" (4.9m)	17'11" (5.4m)	12'1" (3.7m)	14' (4.3m)	15'10" (4.5m)
Maximum Beam	72" (183cm)	76" (193cm)	78" (198cm)	58" (147cm)	60" (152cm)	69" (175cm)
Maximum Transom Beam	72" (183cm)	76" (193cm)	78" (198cm)	NA	NA	NA
Bow Depth	26" (66cm)	27" (69cm)	32" (81cm)	24" (61cm)	23" (58cm)	26" (66cm)
Approx. Weight	410# (184kg)	430# (194kg)	610# (275kg)	130# (58kg)	170# (76kg)	248# (112kg)
Approx. Weight Capacity	1010# (458kg)	1300# (585kg)	1390# (630kg)	642# (289kg)	780# (351kg)	960#/1300# (432kg/585kg)
Max. Person Capacity	4	6	7	3	3	6
Recommended H.P.	10-35	15-40	20-50	2-10	5-15	10-30 (15') 10-35 (20')
Alum. Gauge/Bottom	.080	.080	.100	.058	.058	.063
Alum. Gauge/Sides	.080	.080	.090	.051	.051	.058
Alum. Gauge/Transom	.090	.090	.100	NA	NA	NA
Transom Height	15'/20"	15'/20"	20" Std.	15"	15"	15'/20"



Available in Almond / Dark Sage Green Accent

Available with Exterior/Unpainted; Interior/Sand Fleck

20 PLUS

20-Year Hull Warranty
3-Year Bow-To-Stern

SPORTSMAN 14 & 18



EVINRUDE 
OUTBOARDS

JON


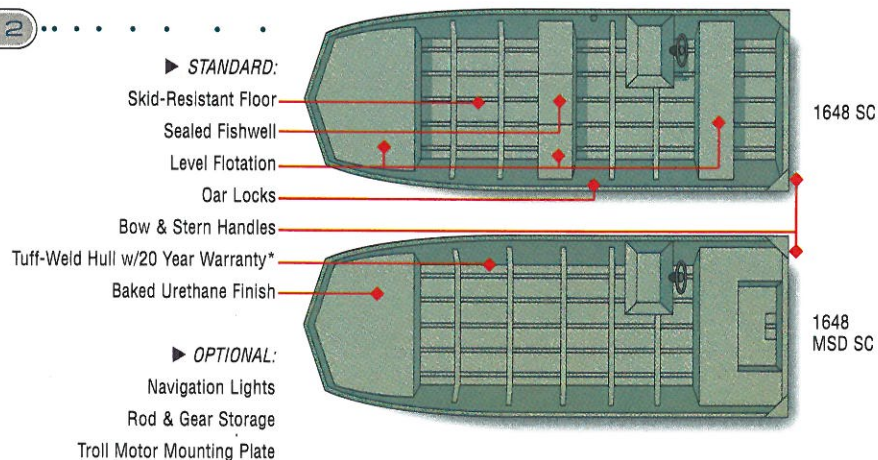
1236 TO 1860

Rugged and ready to tackle the big jobs, Crestliner jon boats are **tough as they come**. These wide, stable, workhorses are built to take virtually all the punishment you can dish out, whether it's hauling equipment on the job or negotiating a rocky riverbed in pursuit of those backwater cats. And talk about **versatility!** You can choose from side console, center console, open floor or center seat options, and five lengths, from 12 to 18 feet. Our heavy gauge, **Tuff-Weld hulls** with welded keels are standard, as are skid-resistant floors, level flotation and bow and stern handles. Options include a rod and gear locker, troll motor plate and navigation lights. Crestliner jon boats. If you've got **work to do** on the water, these are the tools for you.

20 PLUS
20-Year Hull Warranty
3-Year Bow-To-Stern



42



	SPECIFICATIONS				
	1236	1436	1448/1448 SC/ 1448MSD/MSD SC	1648/1648 SC/ 1648MSD/MSD SC	1860MSD/MSD SC
Overall Length	12' (3.7m)	14' (4.3m)	14' (4.3m)	16' (4.9m)	18'2" (5.5m)
Bottom Width	36" (91cm)	36" (91cm)	48" (122cm)	48" (122cm)	60" (153cm)
Top Beam	54" (137cm)	54" (137cm)	70" (178cm)	70" (178cm)	83" (211cm)
Maximum Depth	15" (38cm)	15" (38cm)	18" (46cm)	18" (46cm)	22" (56cm)
Approx. Weight	180# (81kg)	190# (86kg)	250# (113kg)	290# (132kg)	550# (250kg)
Approx. Weight Capacity	585# (263kg)	545# (247kg)	880# (396kg)	1050# (472kg)	1270# (577kg)
Max. Person Capacity	3	3	3	5	7
Recommended H.P.	2-10	7-20	5-25	8-35 (T) 10-50 (SC)	15-50(T) 15-60(SC)
Alum. Gauge/Bottom	.080	.080	.080	.080	.100
Transom Height	15"	15"	15'/20"	15'/20"	20"

Available in Olive Drab

*Against failure of external welds

CRESTLINER CLOTHING



CLASSIC DENIM

The more you wash 'em the better they look! And they'll never go out of style. 100% cotton, button collar, wood-tone buttons.

- A. Natural short sleeve #106
- B. Natural long sleeve #101
- C. Denim short sleeve #106
- D. Denim long sleeve #101

POLO SHIRTS

Stay cool, look cool! Heather texture polo shirts with 2-color birds-eye collar and cuffs. Finished placket with 4 metal buttons.

- E. Natural #16488
- F. Moss #16488

SWEATERS

Comfy, cozy and great looking! 100% cotton birds-eye knit with 2-color texture and crew neck. Embroidered Crestliner logo.

- G. Navy/Mocha #8745
- H. Natural/Mocha #8745

LETTERMAN JACKET

Show the world you made the varsity team in boating! 100% cotton with stonewashed denim body and twill sleeves. Snapfront closure, knit collar, cuffs and waistband.

- I. Blue Denim/Khaki Twill #J761

HOODED WARM-UP JACKET

Go Team Crestliner! This sporty jacket features a water-repellent, taslon nylon shell with sweatshirt fleece-lined body and poly-filled sleeves for warmth and comfort. Logos back and front.

- J. Navy #J756

HOODED PULLOVER JACKET

This one's cool! And water-repellent too—perfect for those sneaky sun showers. Taslon nylon outer shell with mesh lining in body and hood for "air conditioning." Half-zip, pouch pocket.

- K. Basil #8462

SWEATSHIRT & TEE-SHIRT

Wear the tee under the sweatshirt and you'll be covered whatever the weather! Sweatshirt is heavyweight 50/50 cotton-poly blend. Tee is 100% cotton. Both stone with 5-color silkscreen logo.

- L. Sweatshirt
- M. Tee-shirt

CAP

One for when it's hot. One for when it's not. These quality caps are a must for boating and fishing.

- N. Maroon/Khaki wool blend
- O. White/Black poplin



CRESTLINER, INC.

A **Genmar** Subsidiary

609 13th Avenue N.E.,

Little Falls, Minnesota 56345

To talk directly with the dealer nearest
you, dial 1-800-889-7020 ext.111

or 320/632-6686

<http://www.crestliner.com>

All prices and specifications subject to change. Crestliner, Inc. reserves the right to discontinue models or change prices, specifications, materials, equipment, color or design at any time without notice and without incurring obligations. Some models are shown with optional features. Outboard boat weights shown in this catalog reflect the approximate weight of the boat only, and do not include weights of the outboard motor or accessories installed. All boats meet or exceed requirements and standards established by the U.S. Coast Guard. Warranty: The Crestliner 20+3 Protection Plan and limited lifetime deck warranties continue to lead the industry. Crestliner warrants that it will repair or replace defects discovered in a main seam hull weld for 20 years after the date the boat is purchased. Crestliner also warrants that it will repair or replace all other defects in materials and workmanship in the boat for a period of three years after the date the boat is purchased. Some restrictions apply. For complete details, a copy of our limited warranty is attached to each new boat or may be obtained from your Crestliner dealer.

© 1998 Crestliner Inc.

*Please follow the rules of safe boating, be courteous
to others and respect the marine environment*



THE LEADER BY INNOVATION